

**MID-LATITUDE GEOMAGNETIC INDICES
ASY and SYM**

(PROVISIONAL)

No.4

1993

JUNE 1994

**DATA ANALYSIS CENTER FOR GEOMAGNETISM
AND SPACE MAGNETISM
FACULTY OF SCIENCE
KYOTO UNIVERSITY**

**MID-LATITUDE GEOMAGNETIC INDICES
ASY and SYM**

(PROVISIONAL)

No.4

1993

**JUNE 1994
DATA ANALYSIS CENTER FOR GEOMAGNETISM
AND SPACE MAGNETISM
FACULTY OF SCIENCE
KYOTO UNIVERSITY**

Mid-latitude Geomagnetic Indices "ASY" and "SYM" for 1993 (Provisional)

1. Introduction

To describe the geomagnetic disturbance fields in mid-latitudes with high-time (i.e. 1 minute) resolution, a longitudinally asymmetric (ASY) and a symmetric (SYM) disturbance index are introduced and derived for both H and D components, that is, for the components in the horizontal (dipole pole) direction H (SYM-H, ASY-H) and in the orthogonal (East-West) direction D (SYM-D, ASY-D). The symmetric disturbance field in H, SYM-H, is essentially the same as Sugiura's hourly Dst index (Sugiura and Poros, 1971), although we use 1 minute values from different sets of stations and a slightly different coordinate system. Similarly, the ASY-H asymmetric disturbance component in H is close to the asymmetric indices proposed by Kawasaki and Akasofu (1971), Crooker and Siscoe (1971), or Clauer et al.(1983). The ASY-D used in this data book was introduced and discussed in Iyemori (1990). It has been shown that the variation of the asymmetric H component correlates well with the AE index (e.g. Crooker, 1972; Clauer and McPherron, 1980). The results of an examination of the correlation between the ASY-D and the AE indices or the IMF-Bz and a discussion of the meaning of these indices will be published in somewhere else. Although there exists rather a good correlation between both ASYs and the AE indices, it should be noted that there are some essential differences between them and we should be careful when we use the ASY indices as a monitor of disturbances in the polar region.

2. Method of derivation

Shown in Table 1 and Figure 1 are a listing of geomagnetic observatories used here and their distribution in the geomagnetic dipole coordinate system respectively. It should be noted that some of the stations used here (i.e. Fredericksburg, Boulder, Tucson, Memambetsu, Martin de Vivies and Chambon- la-Foret) are at higher latitudes than those used in the derivation of Sugiura's standard Dst index (i.e. Honolulu, Kakioka, Hermanus and San Juan). Only six of the stations are used for the derivation of each month, some stations being replaced by others depending on the availability and the condition of the data of the month. The combination of stations used is shown on the frame of each plot. The data are processed in units of one month. Therefore some gap in the magnitude is seen between successive months. The derivation procedure essentially consists of the following four steps:

- (1) Subtraction of the geomagnetic main field and the Sq (solar quiet daily variation) field to calculate the disturbance field component.
- (2) Coordinate transformation to a dipole coordinate system.
- (3) Calculation of the longitudinally symmetric component (i.e. six station average) and the asymmetric component (i.e. disturbance field minus the symmetric component).
- (4) Derivation of the asymmetric indices (i.e. the range between the maximum and the minimum asymmetric fields).

A detailed description of the derivation and the characteristics of the indices will appear elsewhere. The following is a rough explanation of each step of the derivation.

TABLE 1.

STATION NAME	ABB CODE	G.G. LAT.	G.G. LONG.	G.M. LAT.	G.M. LONG.	INVARIANT LAT.	ROTATION ANGLE
San Juan	SJG	18.4	293.9	29.1	5.2	32.5	-8.9
Fredericksburg	FRD	38.2	282.6	49.1	352.2	50.4	0.4
Boulder	BOU	40.1	254.8	48.7	319.0	49.1	2.5
Tucson	TUC	32.3	249.2	40.4	314.6	39.7	2.7
Honolulu	HON	21.3	202.0	21.5	268.6	20.2	0.5
Memambetsu	MMB	43.9	144.2	34.6	210.2	34.9	-16.1
Martin de Vivies	AMS	-37.8	77.6	-46.9	142.8	48.6	-32.4
Hermanus	HER	-34.4	19.2	-33.7	82.7	43.6	-10.1
Chambon-la-Foret	CLF	48.0	2.3	50.1	85.7	45.7	-0.6

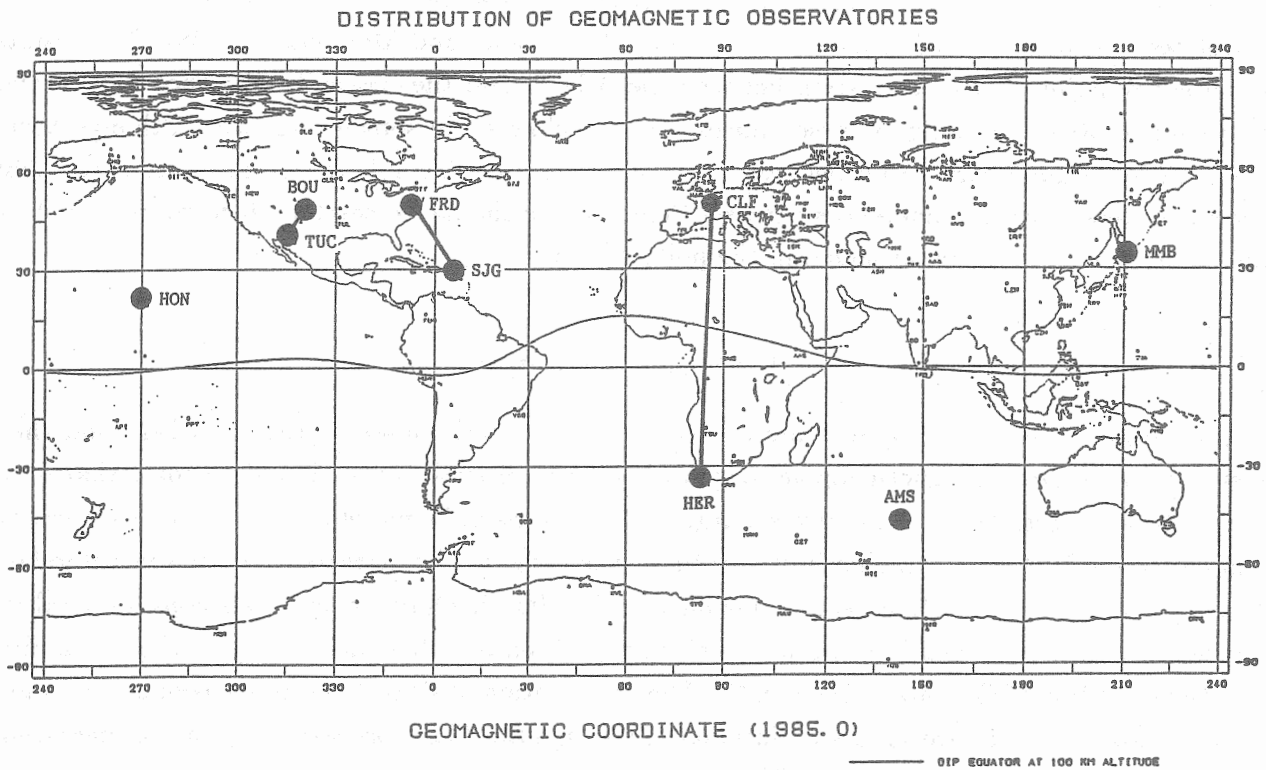


Figure 1. Data are obtained at the observatories shown by the solid circles. The stations replaced with each other are connected by solid lines.

Note: In this issue (No.4), the data observed at HON, BOU and FRD stations were taken from RGON database which contains the provisional data without base-line control. For other issue (No.1-No.3), the final data were used for all the stations.

(1) Subtraction of the main field and the Sq field

The geomagnetic field consists of the main field, the solar quiet daily variation and the disturbance field. To get the disturbance field, the geomagnetic main field and the Sq field have to be subtracted. To calculate the base value including the Sq field, the data of international five quiet days are used. That is, the original data of the international 5-Q days of the month that include the Sq field as well as the geomagnetic main field are averaged every minute and fitted by B-spline functions. For some special cases where some of the 5-Q days are not suitable for the purpose because of missing data etc., another quiet day is selected from international 10 quiet days of the month. The period used for the quiet days is marked by the symbol 'Q' in the hourly value tables. The fitted values are then subtracted from original data to get the disturbance component.

(2) Coordinate transformation

In a geomagnetic storm period, the ring current is the main source of the disturbance field in the H component observed at mid-latitudes. As the ring current flows in the magnetosphere at a distance of several R_e (radius of the Earth) and in the equatorial plane, its geomagnetic effect should be nearly parallel to the dipole axis. On the other hand, the H direction at each observatory is generally different from the dipole pole direction because of the non-dipole component or local geomagnetic anomalies. Therefore the ring current effect is mixed into the D component. To minimize the ring current effect in the D-component, the data are transformed to the dipole coordinate system at each station. The differences between the dipole pole position and local geomagnetic direction are shown in Table 1.

(3) Calculation of the symmetric components SYM-H and SYM-D

The longitudinally symmetric component is calculated by averaging the disturbance component at each minute for the 6 stations. For the H component, a latitudinal correction is made on the averaged value to get the value (SYM-H) which corresponds to Sugiura's equatorial Dst index, that is, it is divided by the 6-station average of $\cos\theta_m$, where θ_m is the dipole latitude of each station, though the stations used, the coordinate system and the method to subtract the base value with Sq current effect are different from his method of derivation. On the symmetric component of D (SYM-D), we make no latitudinal correction at all.

(4) Calculation of the asymmetric disturbance indices, ASY-H and ASY-D

The asymmetric component at each station is obtained by subtracting the symmetric component from each disturbance field. For the H component, the symmetric part is subtracted after making a latitudinal correction assuming that the SYM-H represents the magnitude of the uniform field parallel to the dipole axis generated by the ring current. After subtracting the symmetric part, a latitudinal correction is made by multiplying the normalization coefficient for each station which is determined empirically as the standard deviations of the asymmetric variation for the 6 stations become equal.

The ASY-H and the ASY-D indices are defined as the range between the maximum and the minimum deviation at each moment for the H and the D component, respectively.

3. Explanation of the plots and hourly tables

Each frame of the plots in this data book covers a period of two days. The upper panel shows, from top to bottom, ASY-D, ASY-H (positive downward), SYM-D (thin line) and SYM-H (thick line). The lower panel shows the magnetic local time where the maximum (+) and minimum (-) asymmetric deviations are observed. For periods when one or more stations have no data, a dark bar with height proportional to the number of stations with missing data, is drawn at the bottom of the panel. A storm sudden commencement (SSC) and the start time of a solar flare effect (SFE) are indicated by solid and open triangles, respectively. The SSCs and SFEs are taken from the Solar Geophysical Data published by NOAA/NGDC. Cases where the highest quality of the SSC reported is 'C' or only one station reports an SFE are not indicated here. Therefore there may be many SSCs and SFEs not indicated by the symbols on these plots.

The hourly averaged value of the ASY-D and ASY-H indices are tabulated every month. The hourly SYM-H index is not tabulated to avoid confusion with the hourly Dst index. Instead of the tables of the SYM-H index, a comparison (i.e. the correlation plots) between the hourly SYM-H and the provisional Dst index is shown in Figures 3 (a)-(b). The hourly SYM-D index is also not tabulated because the stations are insufficiently well distributed to properly treat the symmetric disturbance of the D component. The quiet days used for the calculation of the base line are marked by a symbol 'Q'. Most of the days correspond to the international 5-quiet days.

4. Comparison with the AE indices and the Dst index

Figures 2-a and 2-b are examples of a comparison between the ASY and SYM indices and the auroral electrojet indices, AE. Figure 2-a shows a rather disturbed period and Figure 2-b shows a moderately disturbed period. From these plots, the qualitative similarities and the differences between the ASY and AE indices can be seen. The main qualitative differences are seen in the spectral characteristics and in the sensitivity to minor substorm activity. The ASY indices are more smoothly varying and it is rather difficult for them to reflect minor substorm activity in the polar region. A quantitative comparison will appear elsewhere. Users should be aware that the ASY indices should not be used as substitutes for the AE indices, although there are some similarities between them.

A comparison of the hourly SYM-H index with the provisional Dst index is shown in Figures 3 (a)-(b). We see some offset between the two indices which come from the difference in the method to determine the base values. The base value at each station is more carefully determined for the hourly Dst index taking into account the geomagnetic secular variation than for this provisional SYM-H index. The main difference between the 1 minute SYM-H and the hourly Dst index is the time resolution, and the effects of the solar wind dynamic pressure variation are more clearly seen in the SYM-H than in the hourly Dst index.

5. Future improvements

The indices plotted in this data book are provisional in the sense that the combination of the stations could be changed in future to get more stable results with minimum universal time and

seasonal dependence. It is necessary to continue the provisional derivation of the indices for some more years until the optimal method and the best combination of stations are established. The availability of the digital data could be changed and it will also be necessary to try to get the digital geomagnetic data from more suitable locations. Modification of the procedure for real-time derivation may also be necessary in future.

Acknowledgments

The data used in this data book were kindly provided through the World Data Center A for STP and U.S. Geological Survey (HON, BOU, FRD, SJD, and TUC), the Hermanus Magnetic Observatory (HER), the Chambon-la-Forêt Magnetic Observatory (CLF), Institut de Physique du Globe de Strasbourg (AMS), and the Kakioka Magnetic Observatory (MMB). We also thank Prof. M. Sugiura and Dr. Z. Lewis for their useful comments on the preparation of this data book.

References

- Clauer, C.R. and R.L. McPherron, The relative importance of the interplanetary electric field and magnetospheric substorms on the partial ring current development, *J. Geophys. Res.*, 85, 6747-6759, 1980.
- Clauer, C.R., McPherron, R.L. and C. Searls, Solar wind control of the low-latitude asymmetric magnetic disturbance field, *J. Geophys. Res.*, 88, 2123-2130, 1983.
- Crooker, N.C. and G.L. Siscoe, A study of the geomagnetic disturbance field asymmetry, *Radio Sci.*, 6, 495-501, 1971.
- Crooker, N.C., High-time resolution of the low-latitude asymmetric disturbance in the geomagnetic field, 77, 773-775, 1972.
- Iyemori, T., Storm-time magnetospheric currents inferred from mid-latitude geomagnetic field variations, *J. Geomag. Geoelectr.*, 42, 1249-1265, 1990.
- Kawasaki, K. and S.-I. Akasofu, Low-latitude DS component of geomagnetic storm field, *J. Geophys. Res.*, 76, 2396-2405, 1971.
- Sugiura, M. and D.J. Poros, Hourly values of equatorial Dst for years 1957 to 1970, Rep. X-645-71-278, Goddard Space Flight Center, Greenbelt, Maryland, 1971.

T. Iyemori, T. Araki, T. Kamei and M. Takeda
Data Analysis Center for Geomagnetism and
Space Magnetism, Faculty of Science,
Kyoto University, Kyoto 606-01, Japan.
TEL: 81-75-753-3929
FAX: 81-75-722-7884
E-MAIL: iyemori@kugi.kyoto-u.ac.jp
(June 1994)

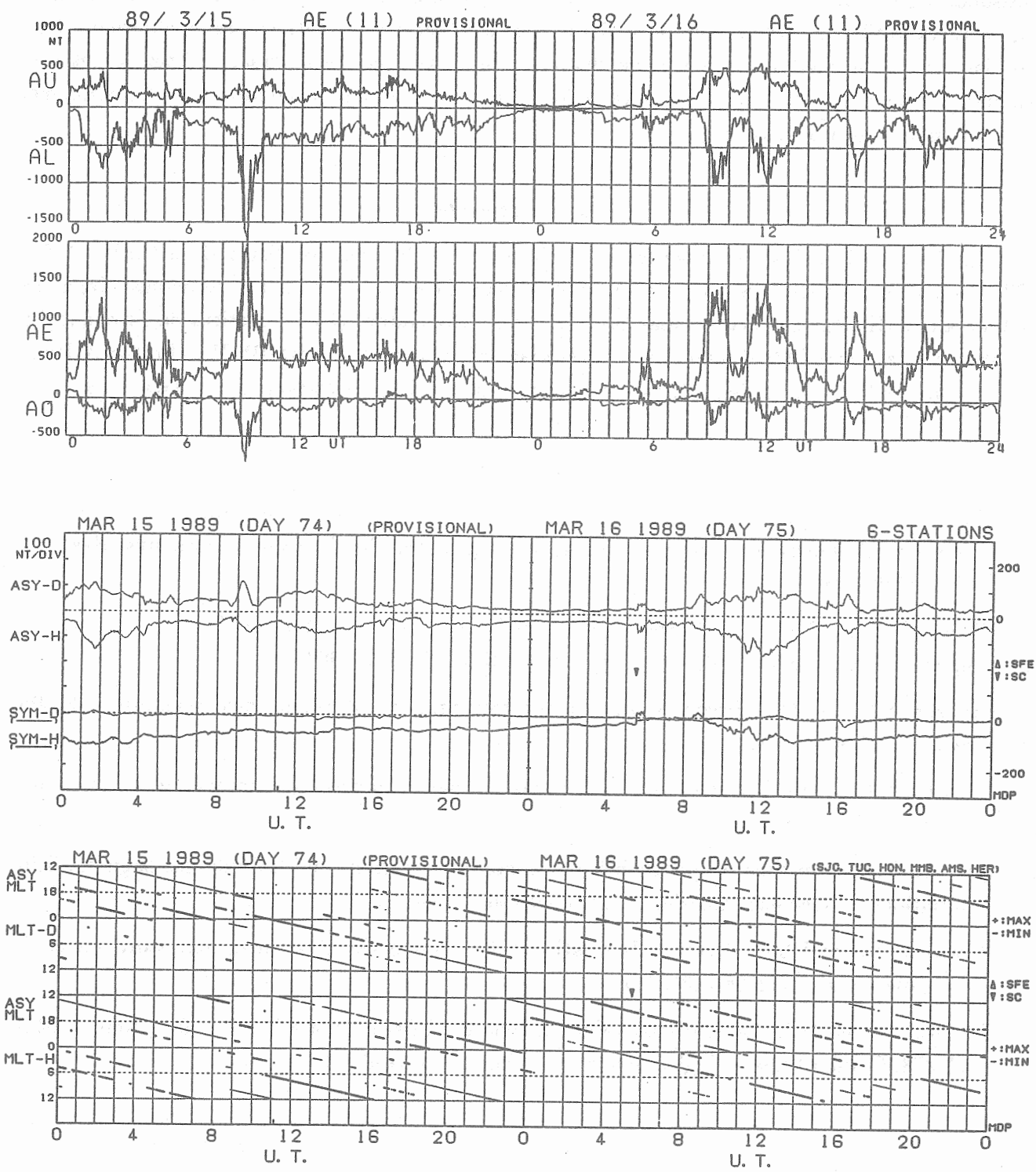


Figure 2a. An example of a comparison between the AE indices and the ASY and SYM indices of rather disturbed period. An SSC is indicated by a solid triangle. The magnetic local time at the station which gives the maximum or the minimum asymmetric deviation from symmetric disturbance is shown by a symbol + (thick line) or a symbol - (thin line), respectively.

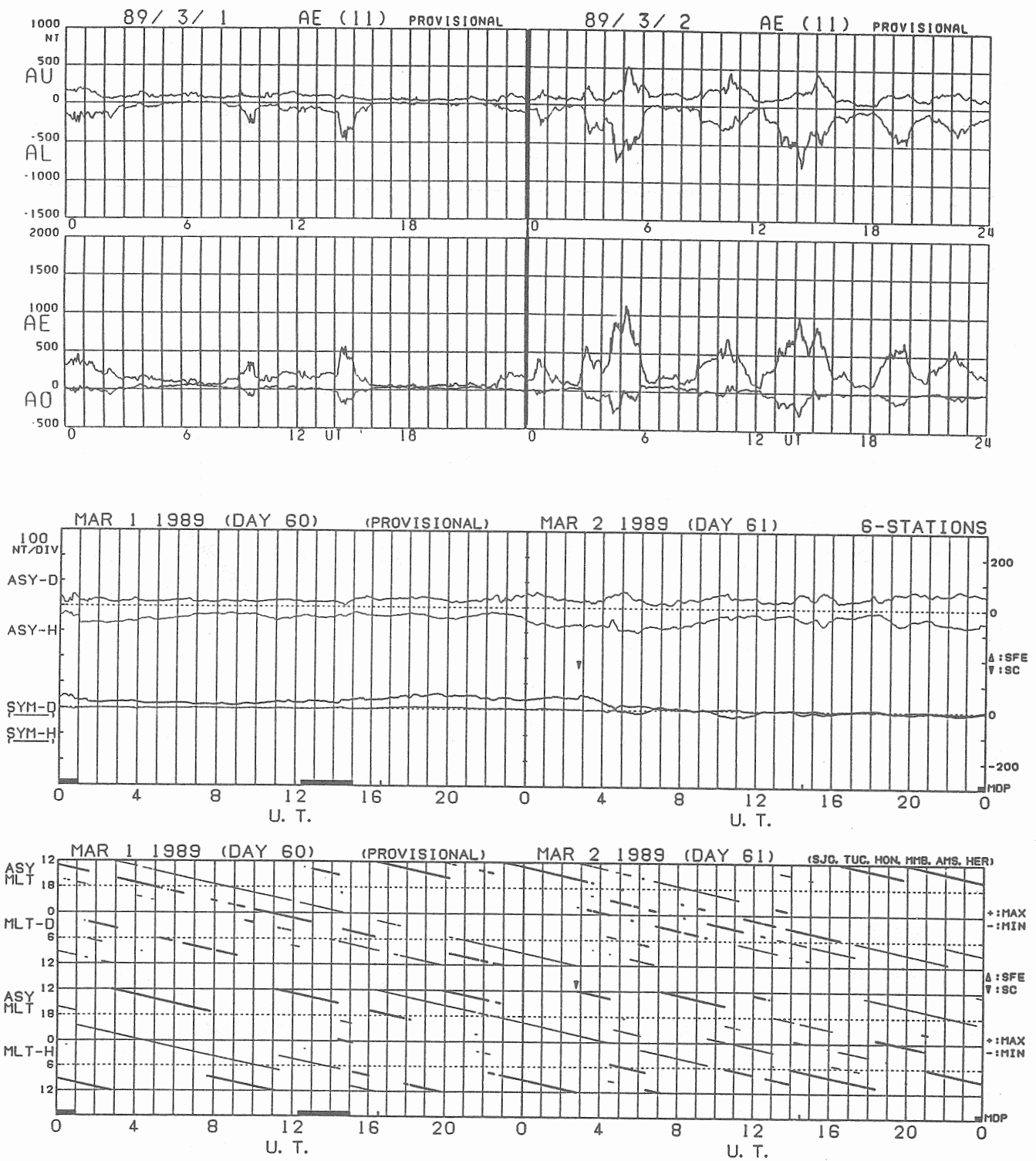


Figure 2b. An example of a comparison between the AE indices and the ASY and SYM indices of moderately disturbed period. The missing data periods are shown by the dark bars at the bottom of the panel. The height of the bars is proportional to the number of stations (1 station in this case) with missing data period (MDP).

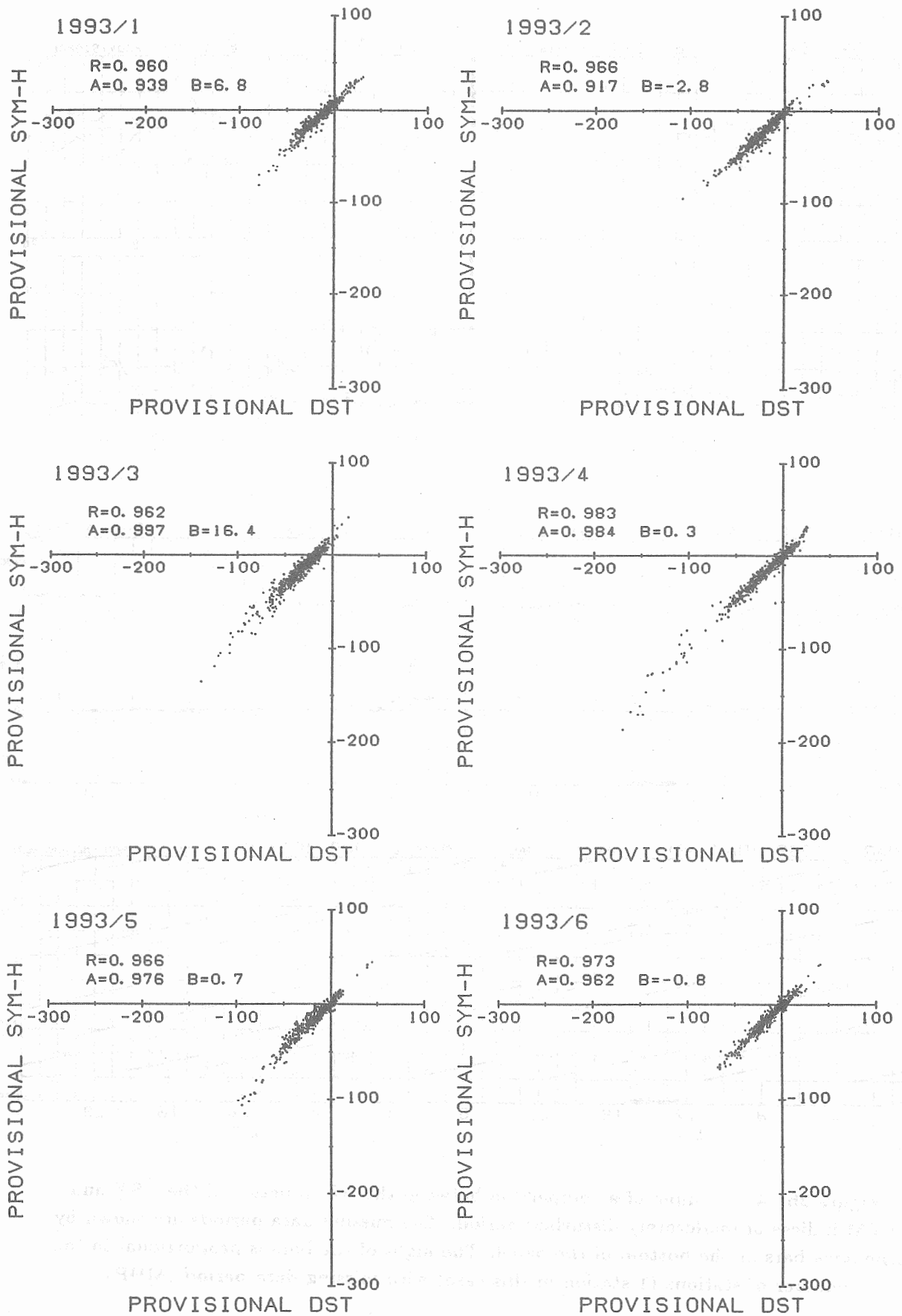


Figure 3a. Correlation plots between the hourly averaged SYM-H and the provisional Dst for January-June, 1993. The correlation coefficients R, the parameters of the regression line A and B (i.e. $\text{SYM-H} = A \cdot \text{Dst} + B$) are shown on each panel.

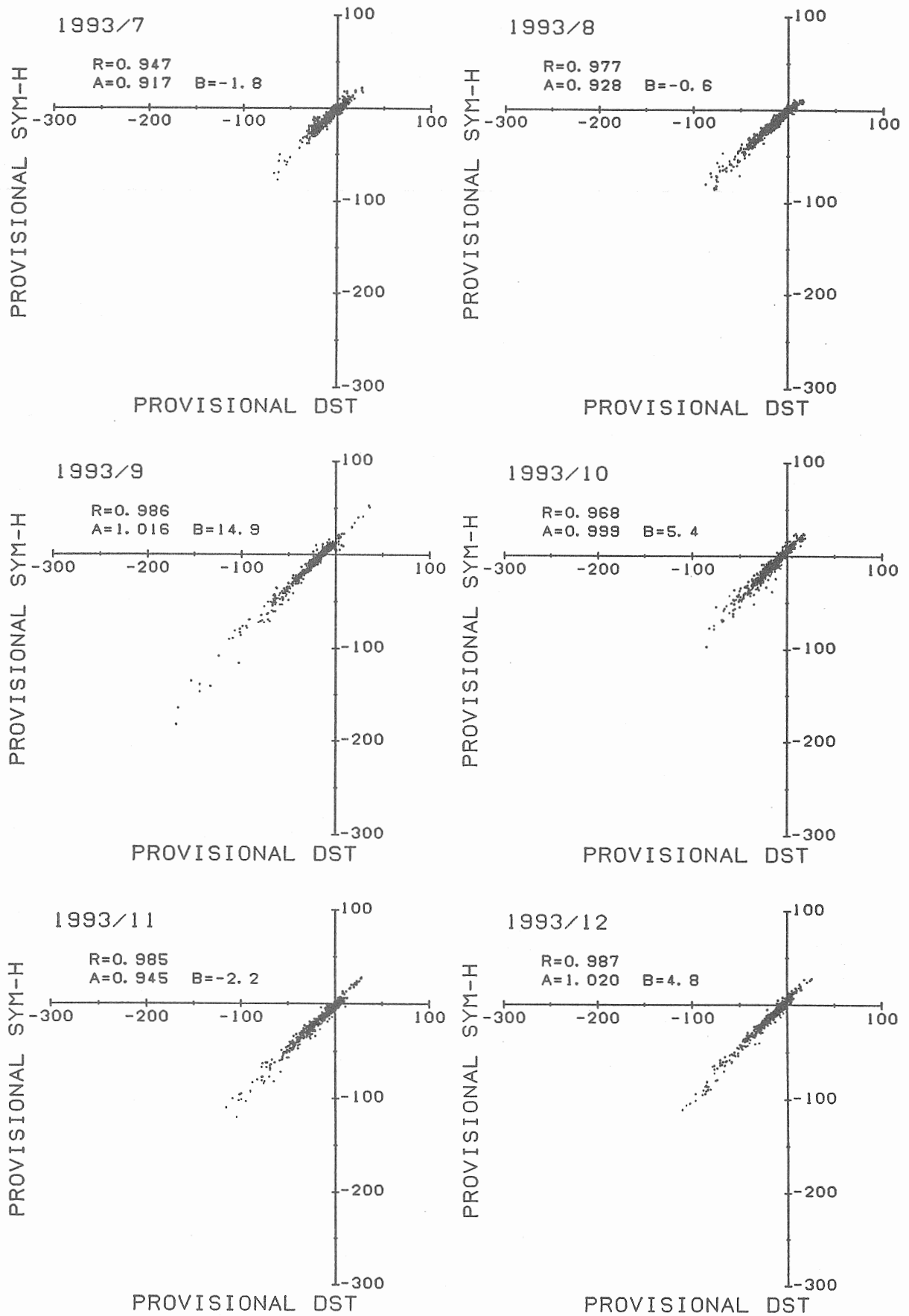
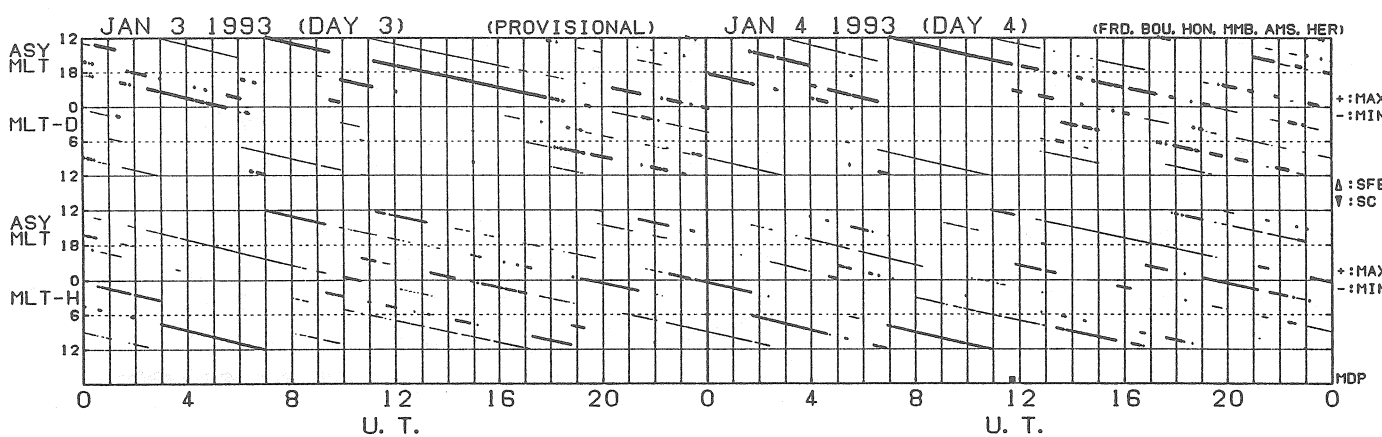
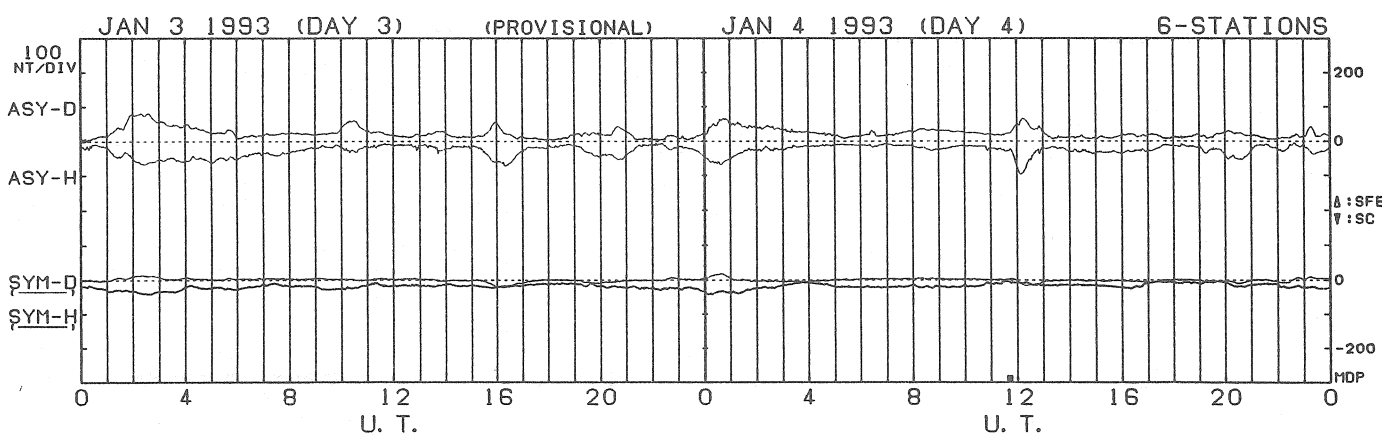
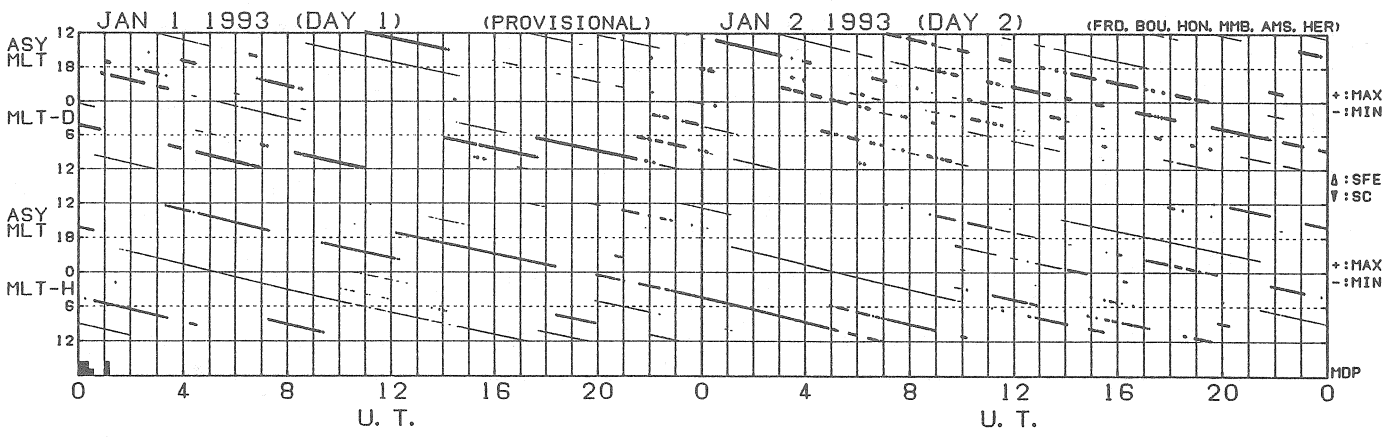
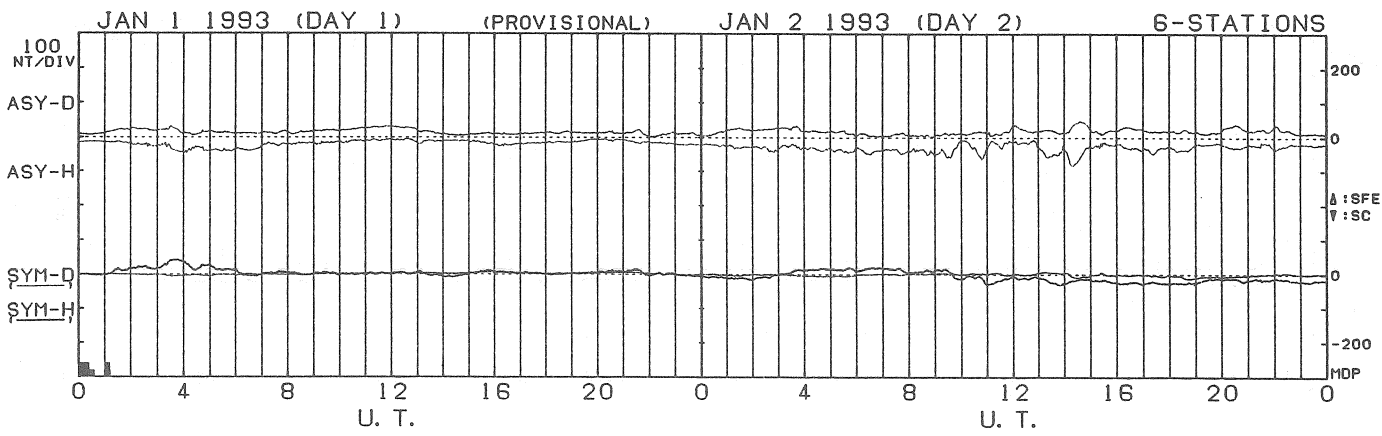
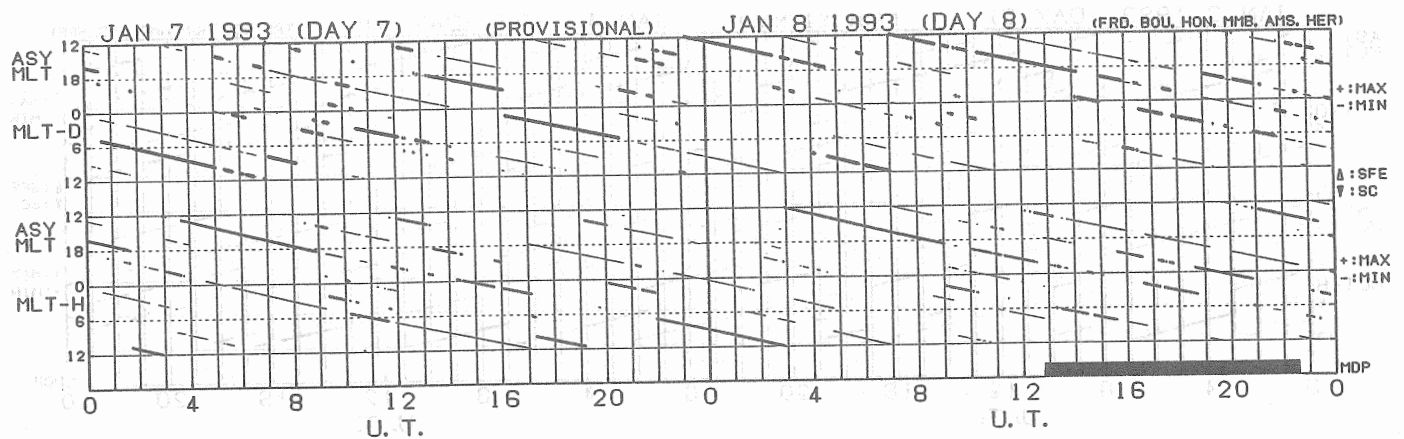
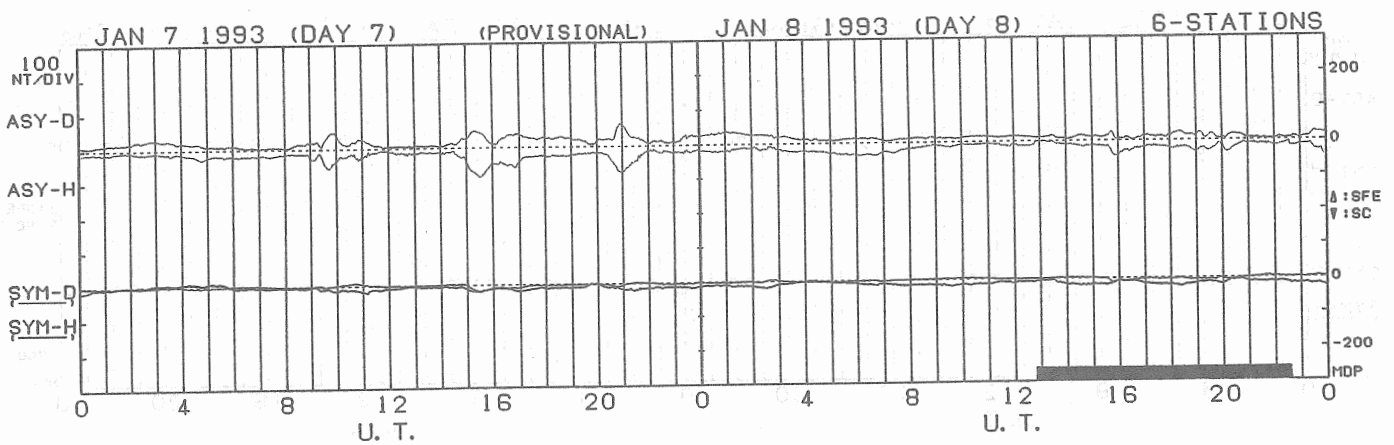
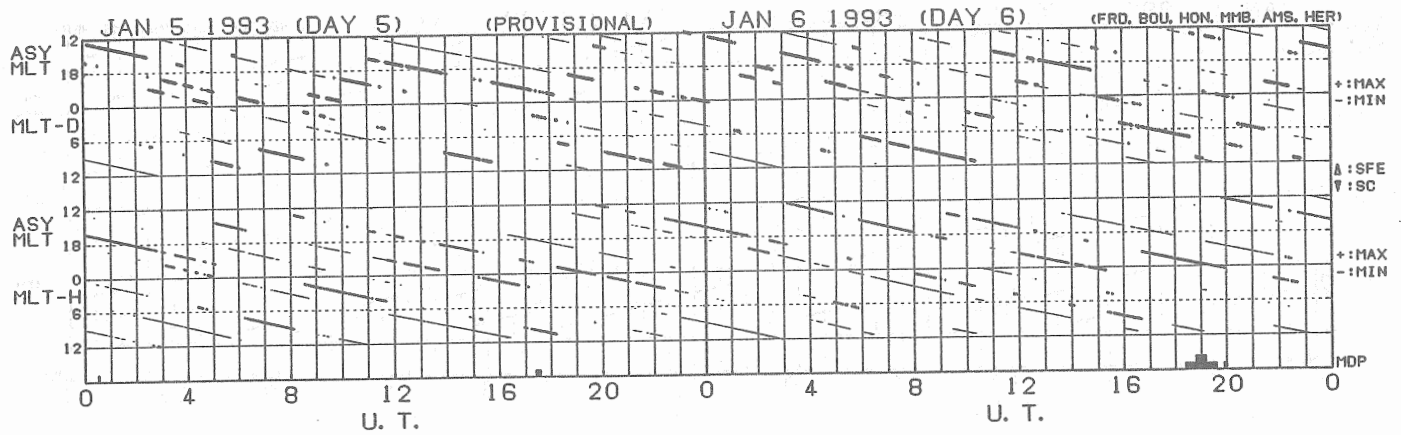
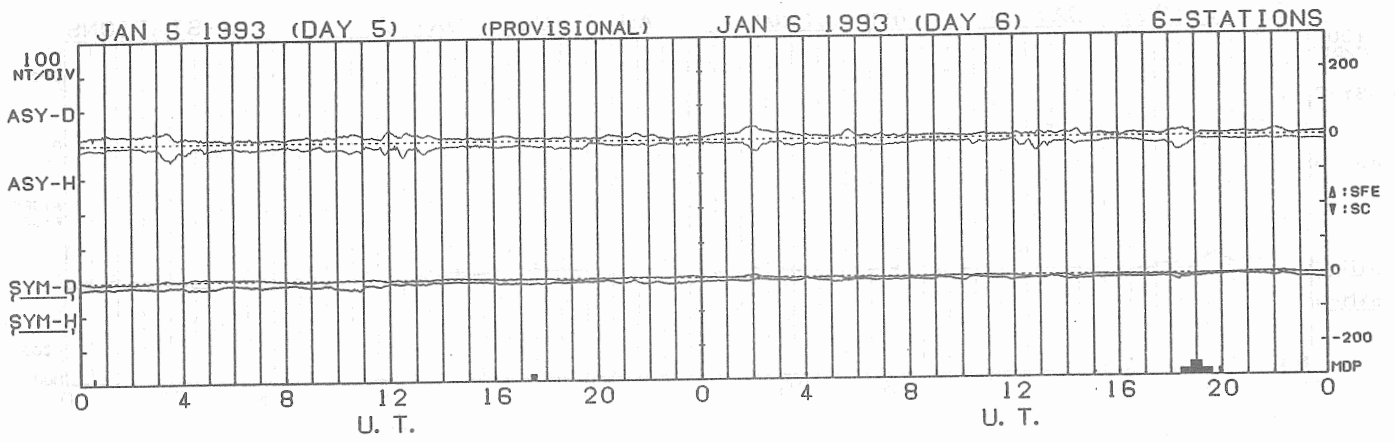


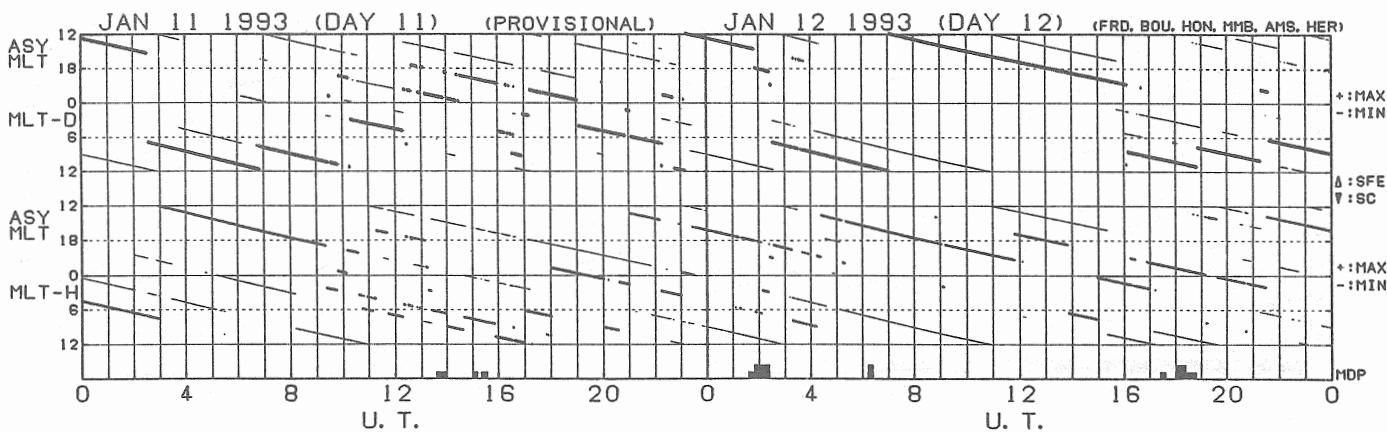
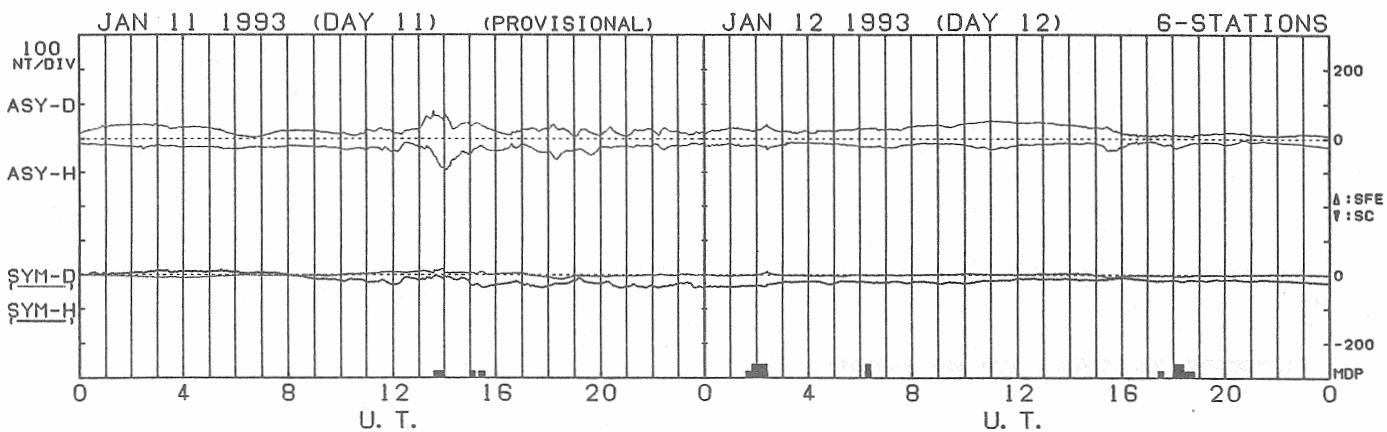
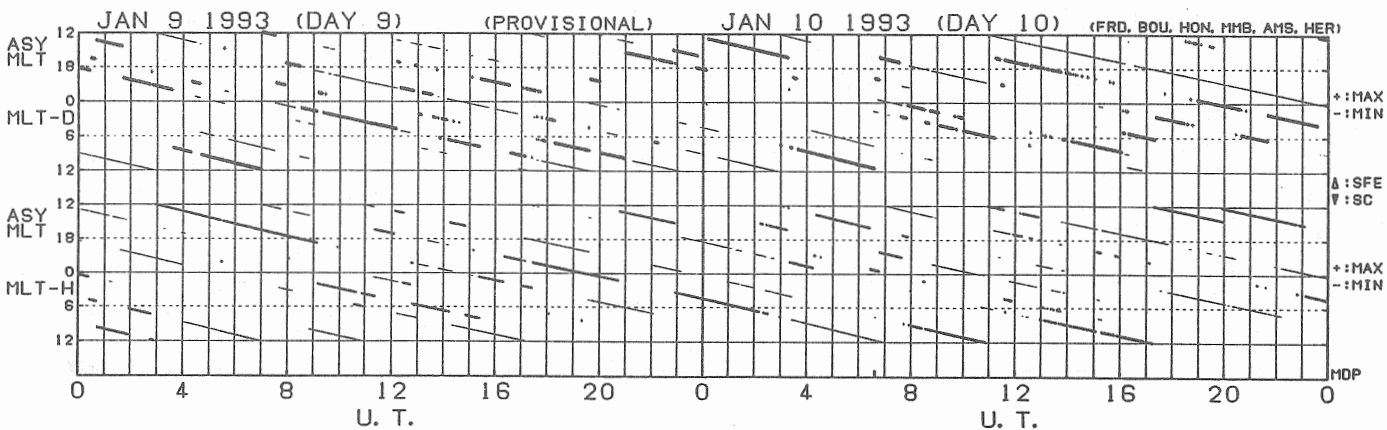
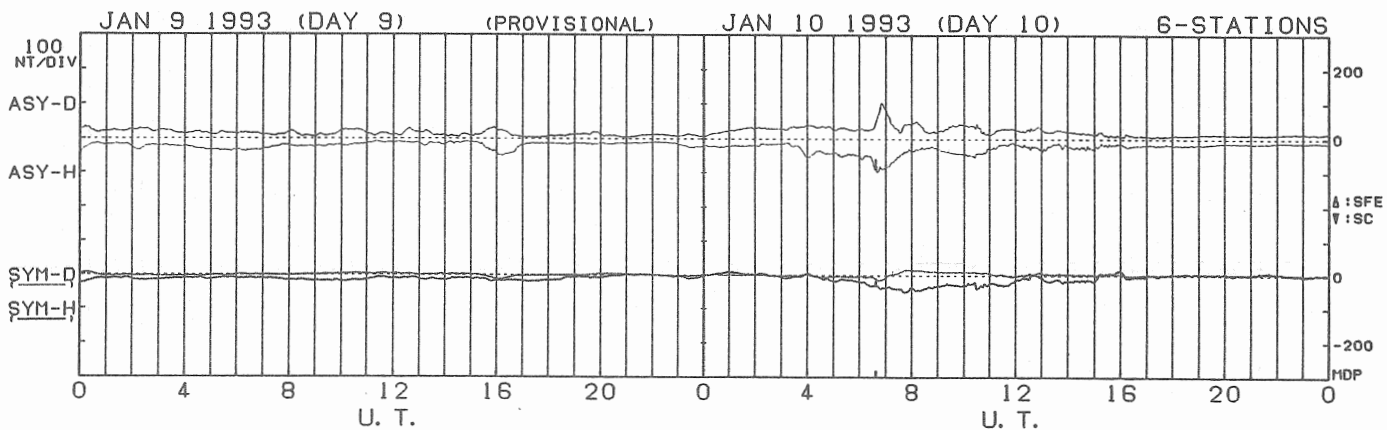
Figure 3b. Correlation plots for July-December, 1993.

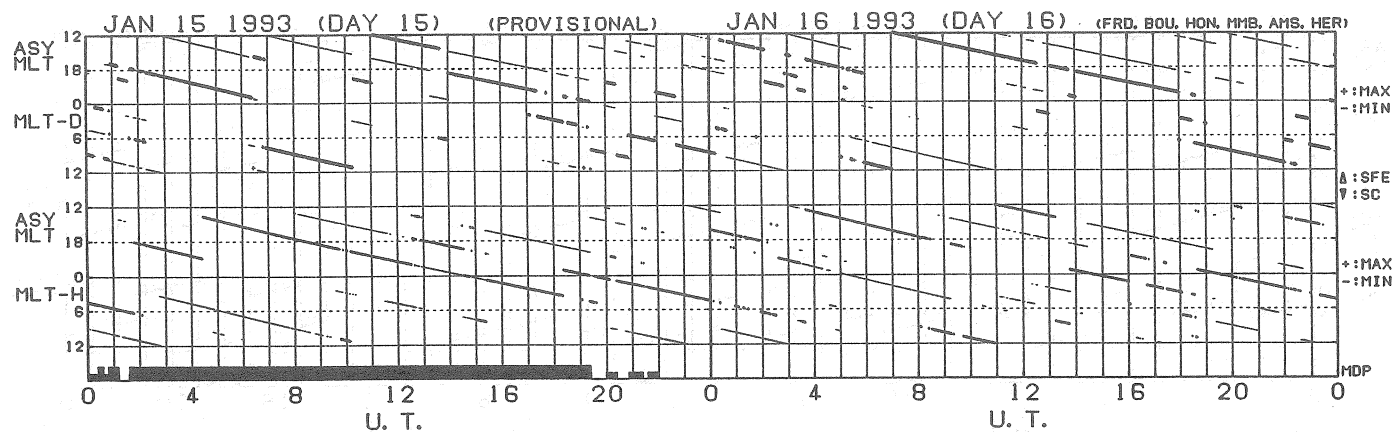
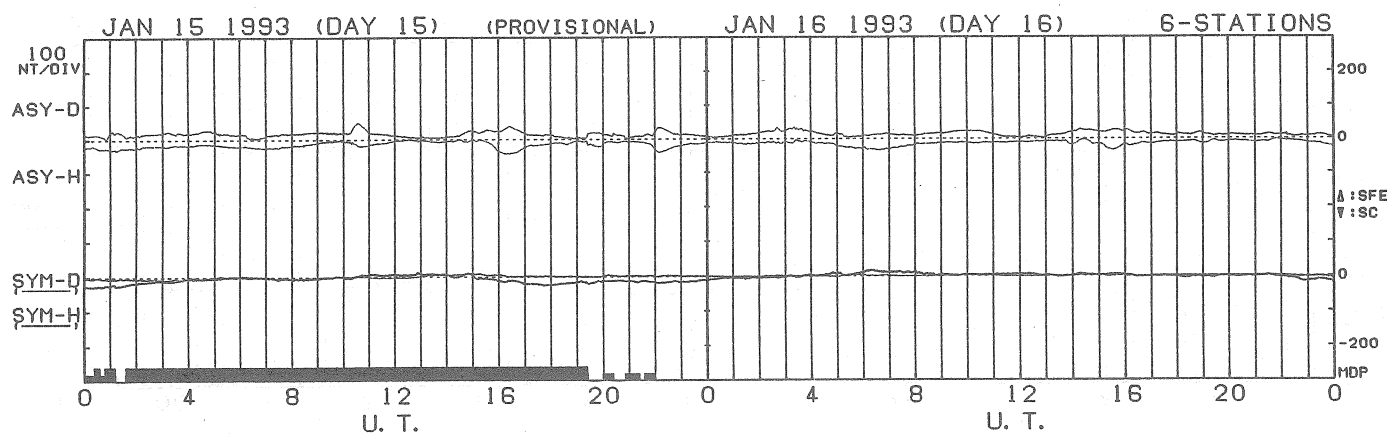
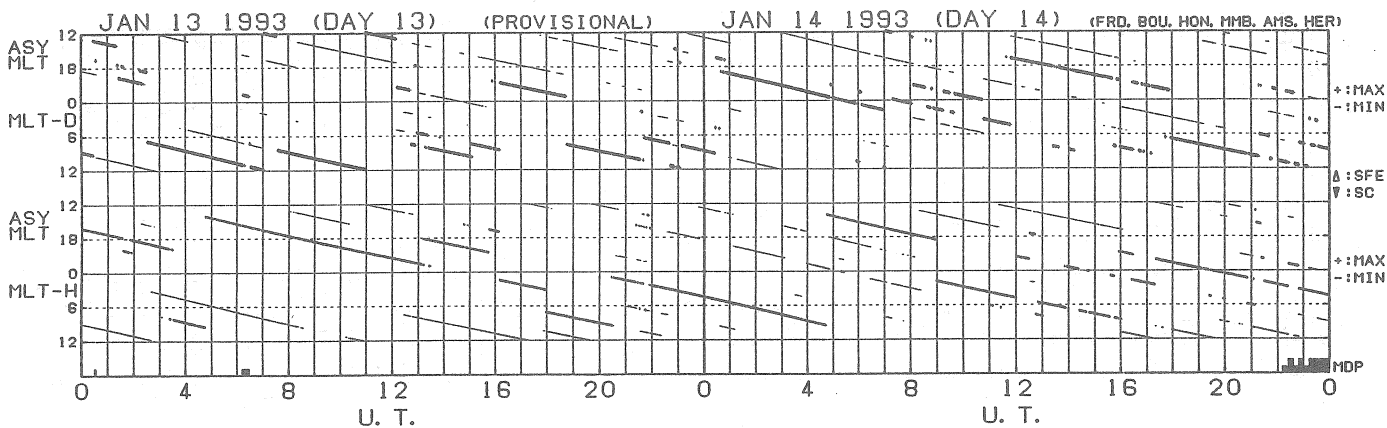
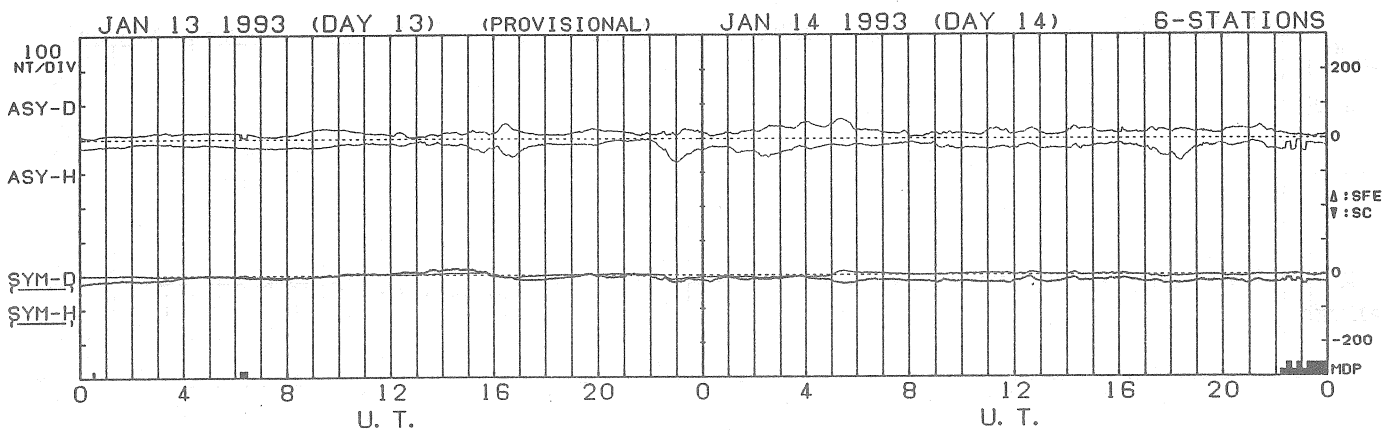
ASY and SYM Indices

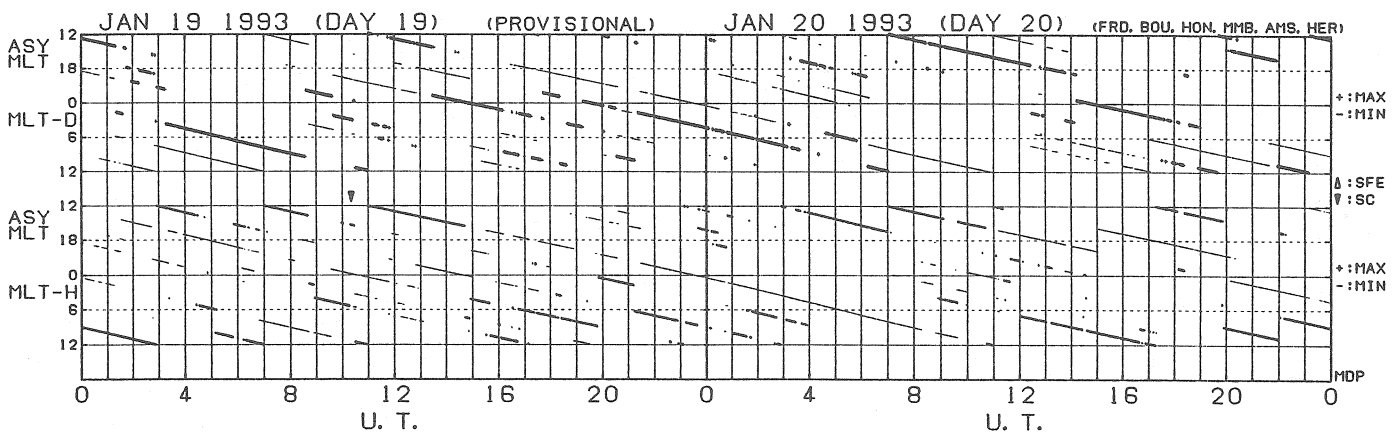
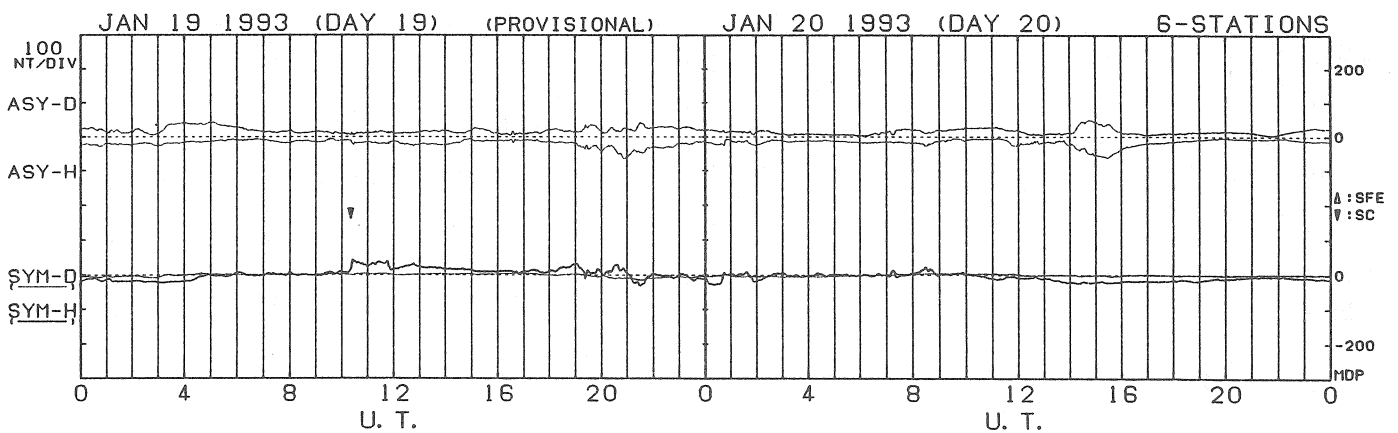
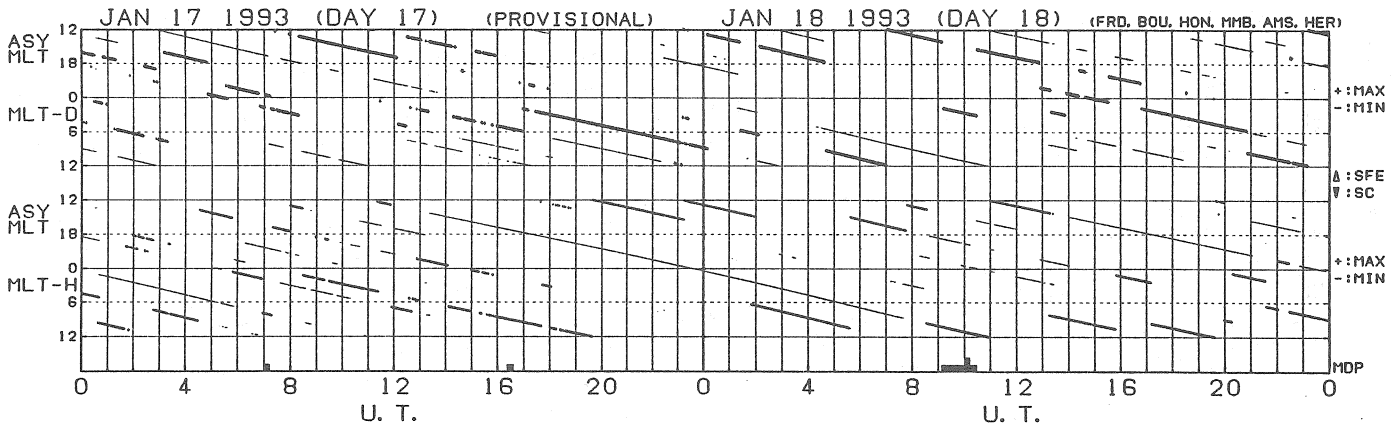
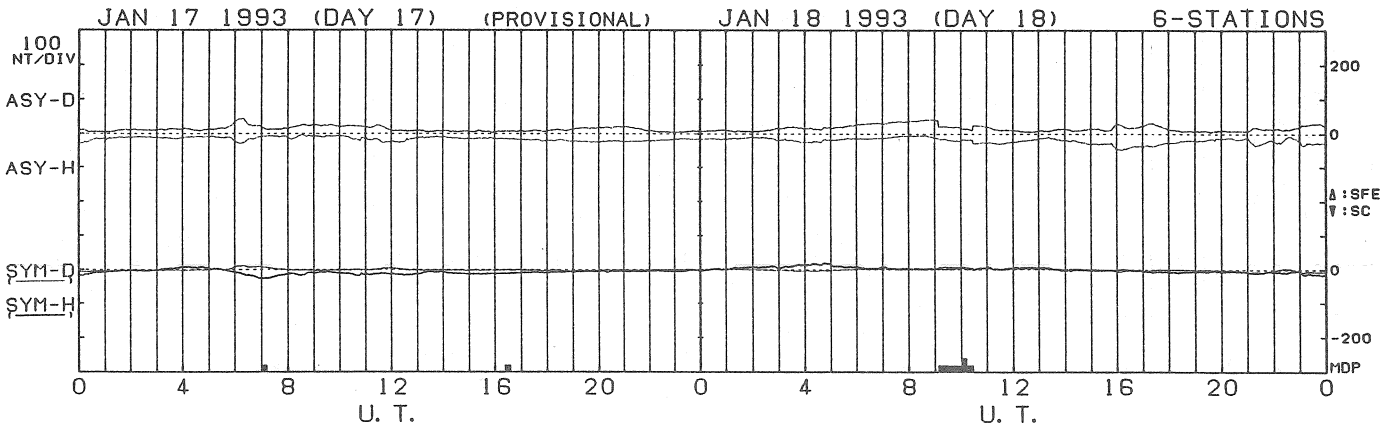
**Plots and Tables
for
January - December, 1993**

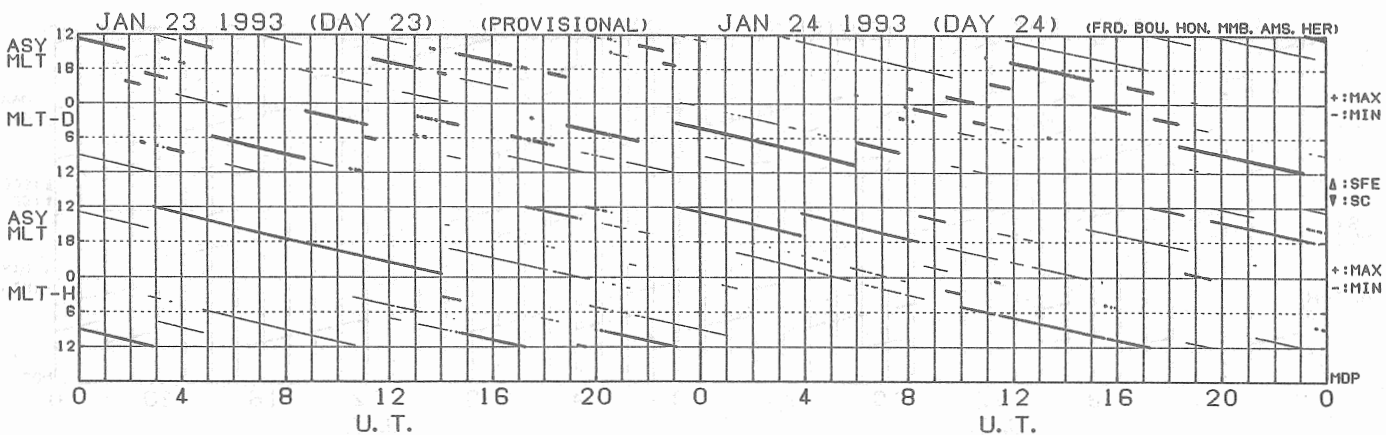
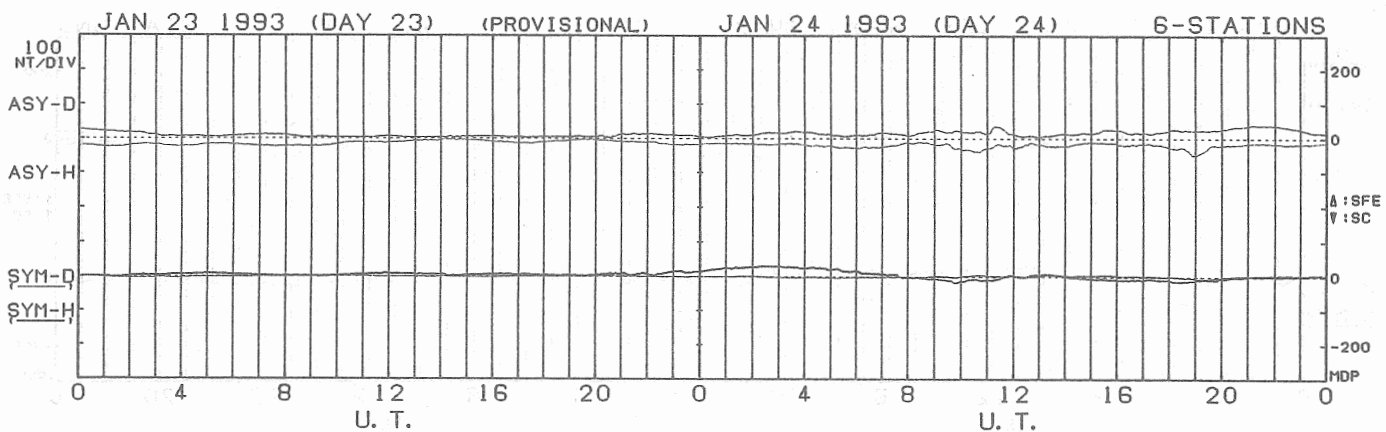
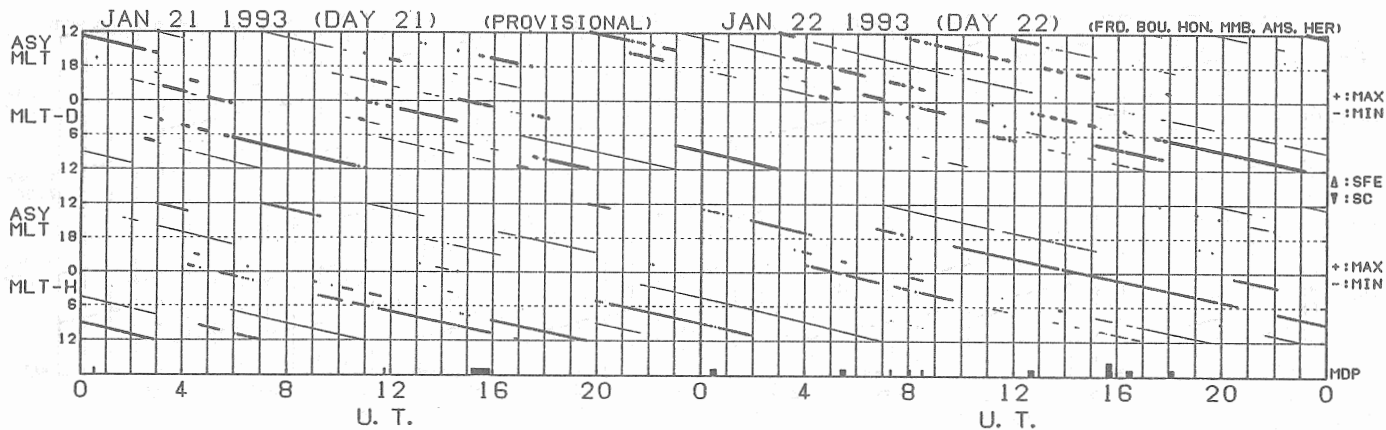
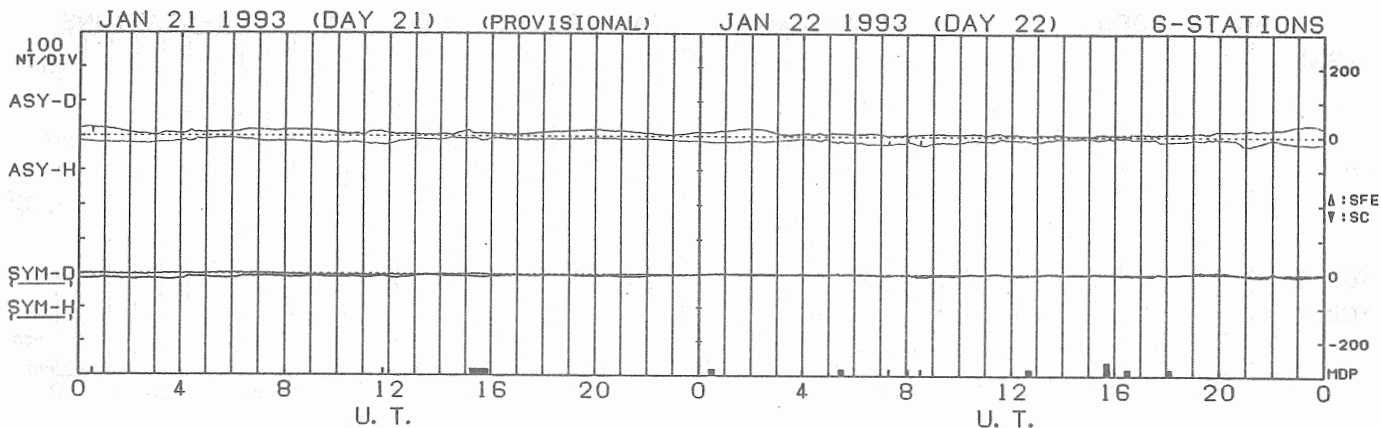


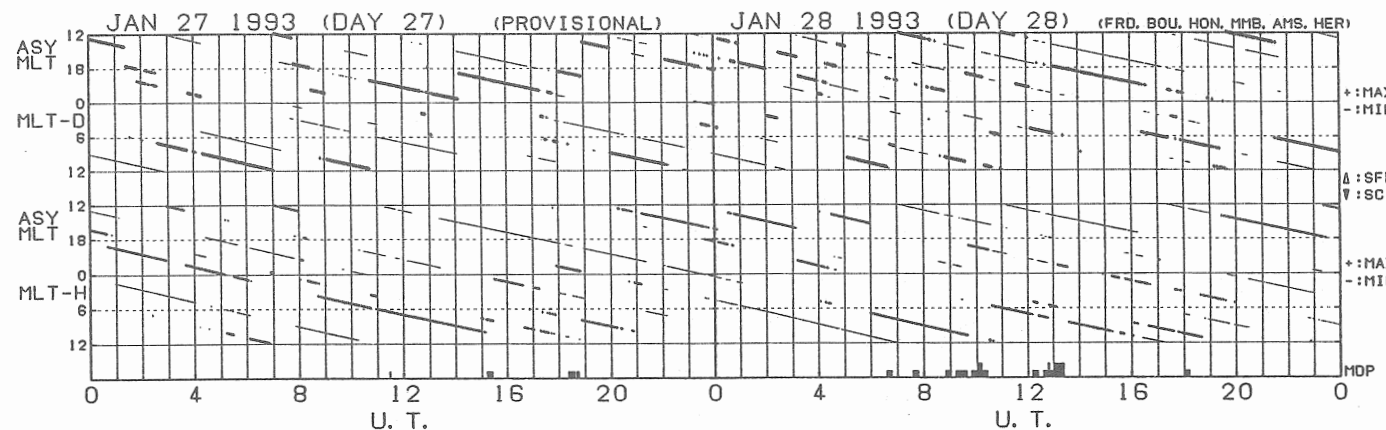
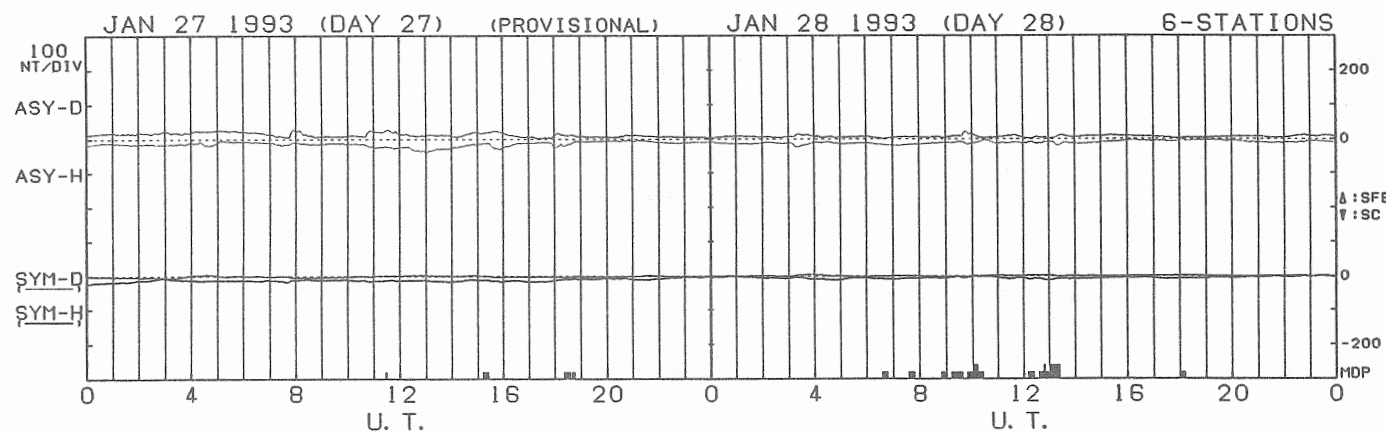
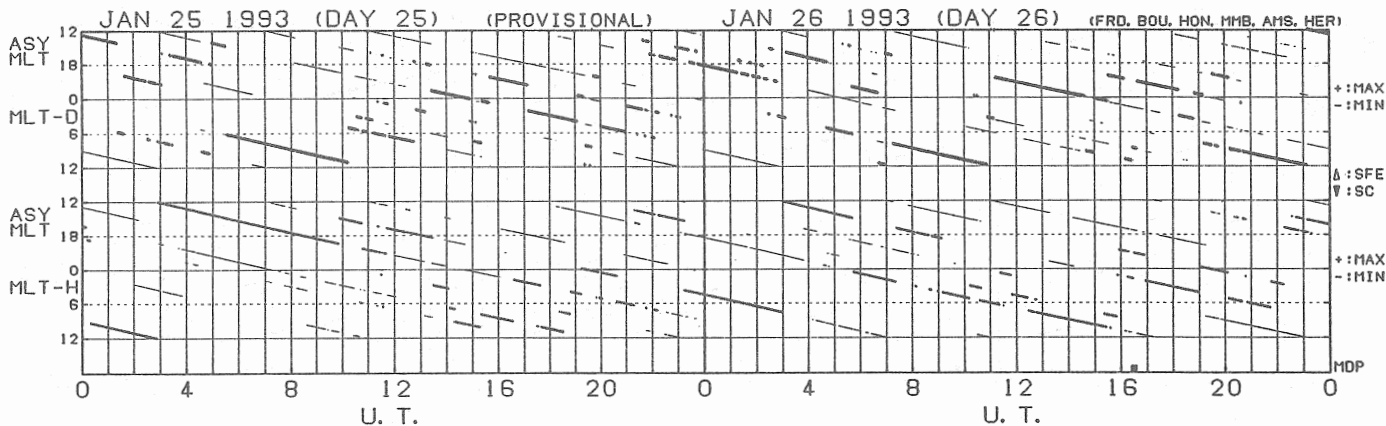
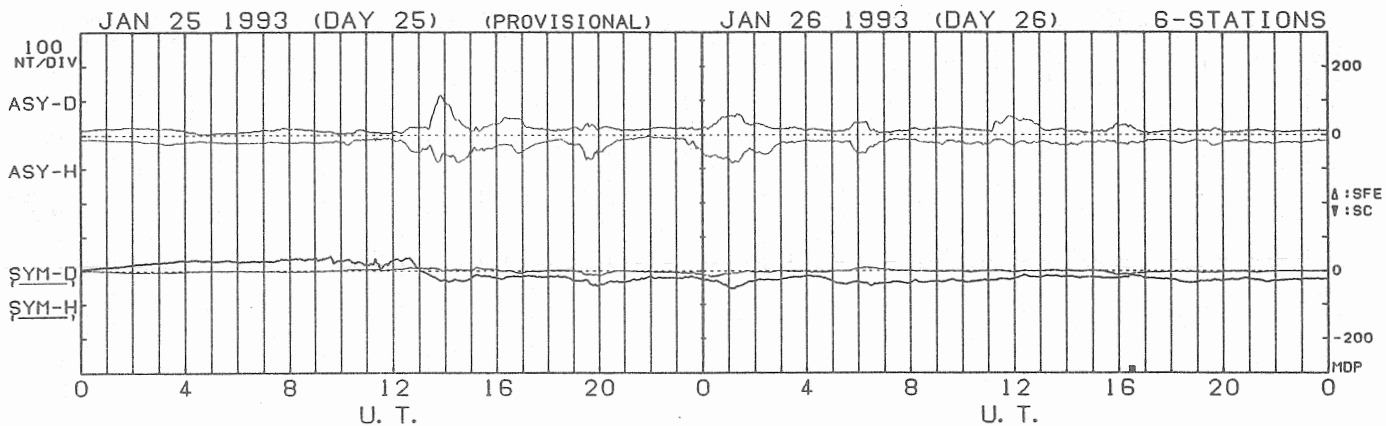


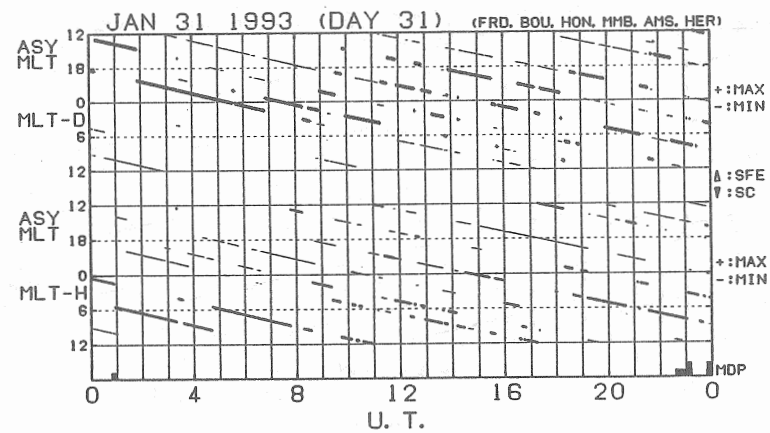
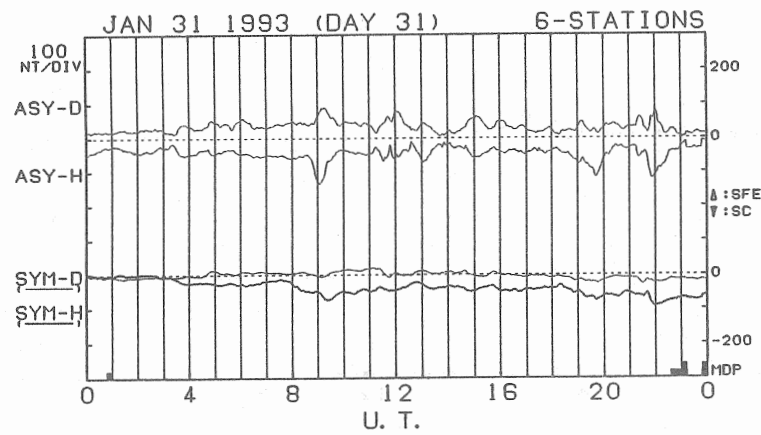
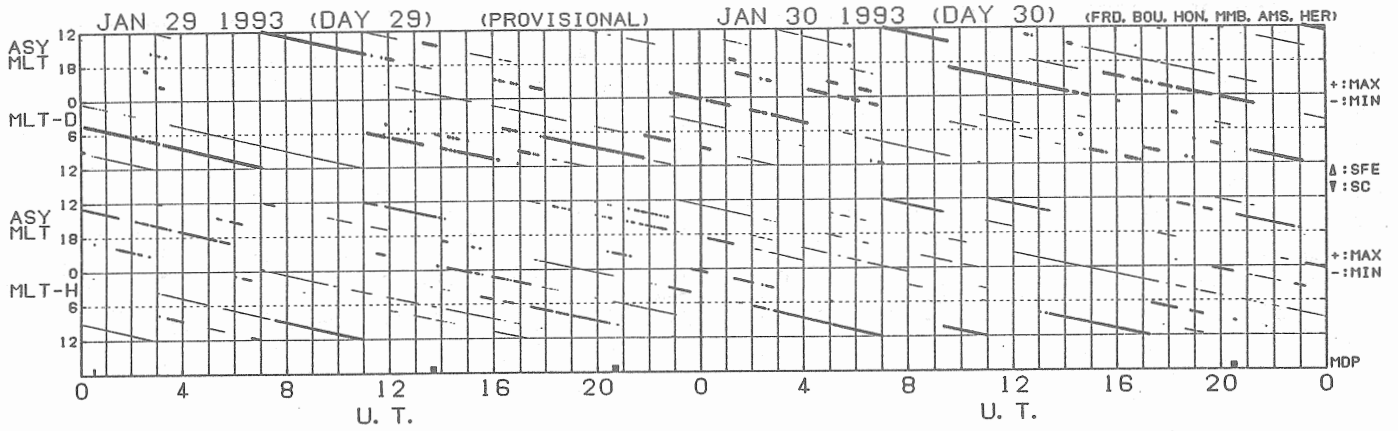
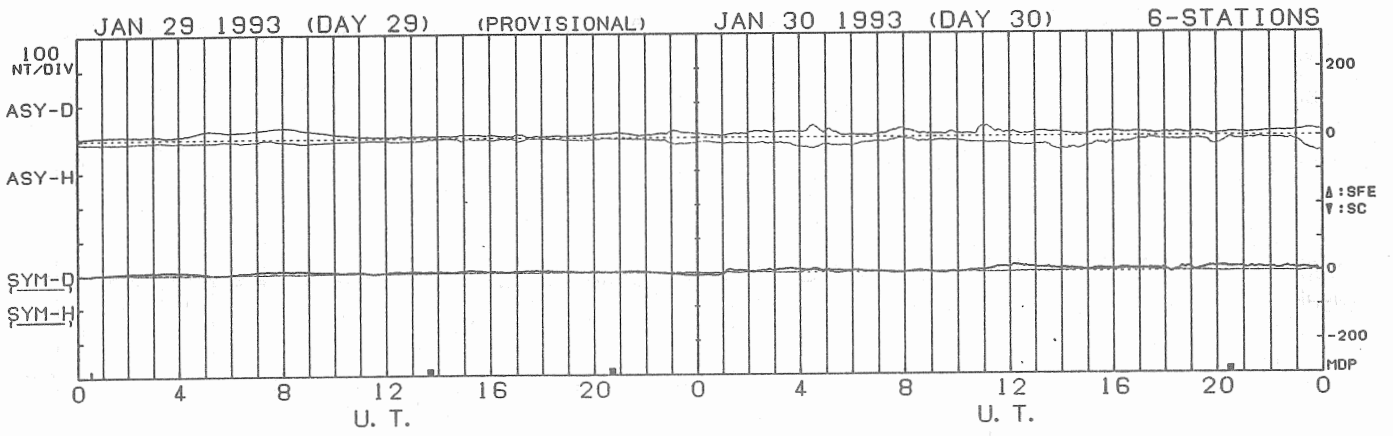


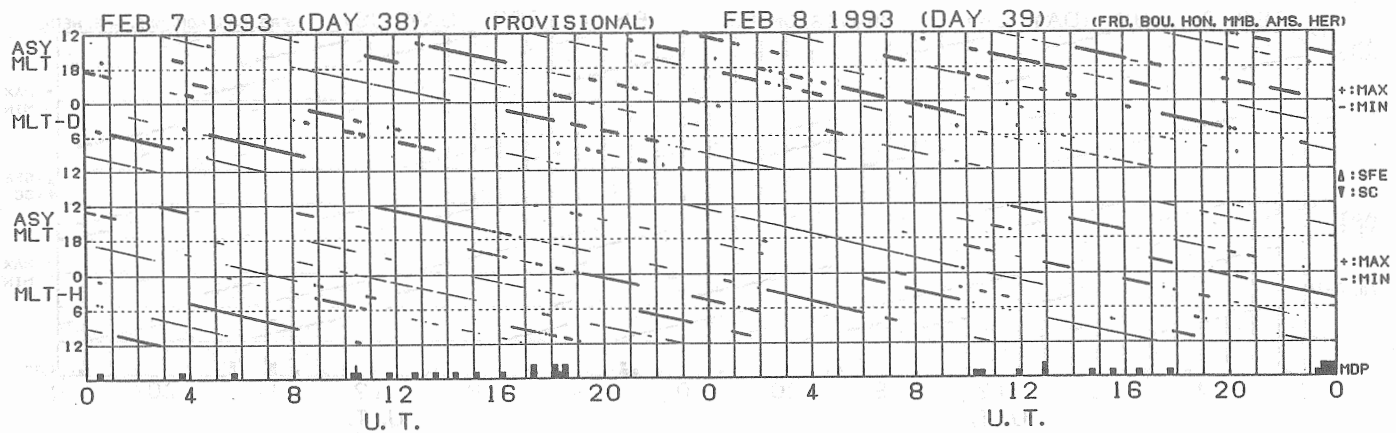
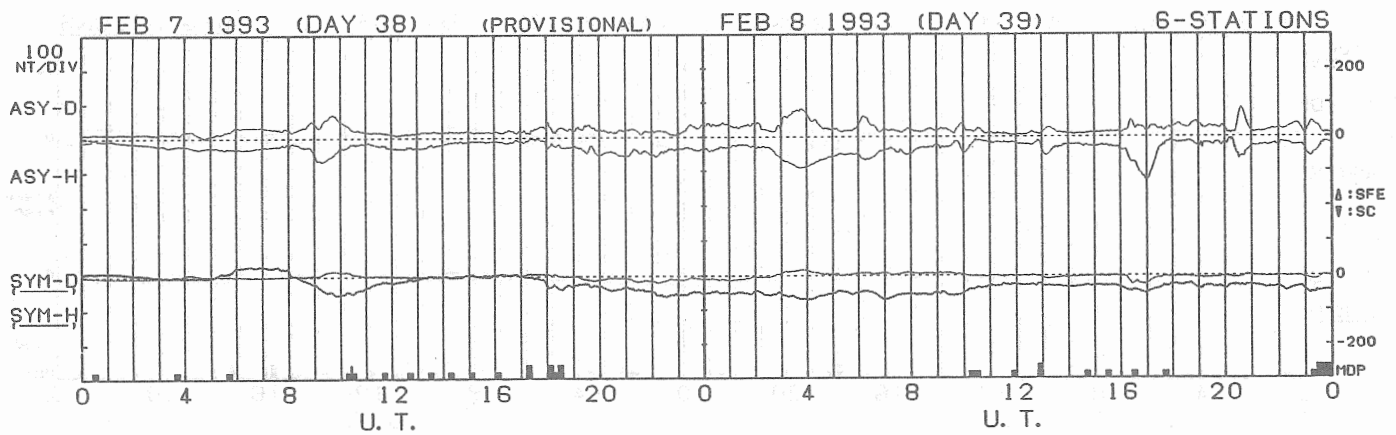
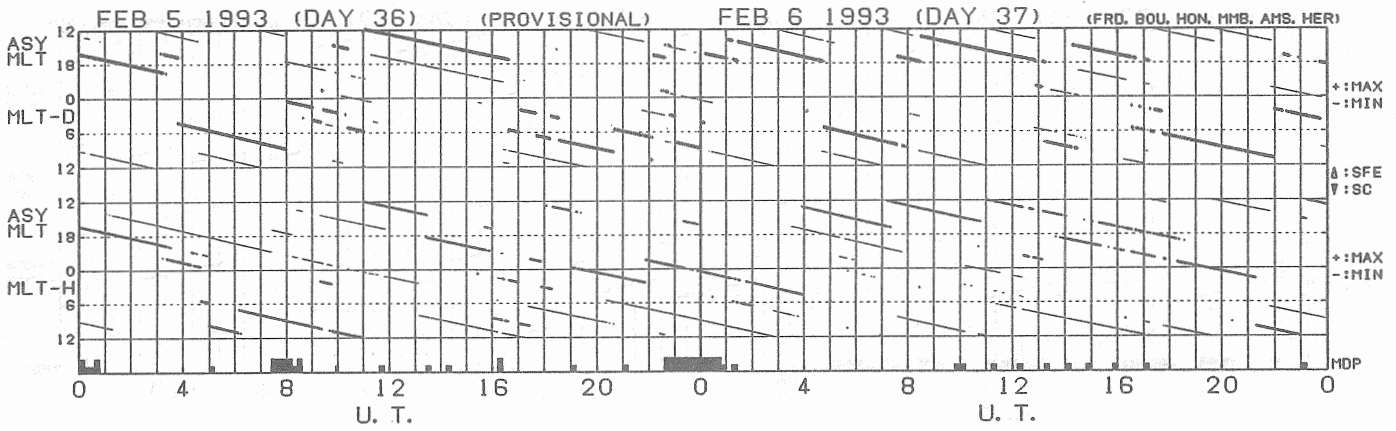
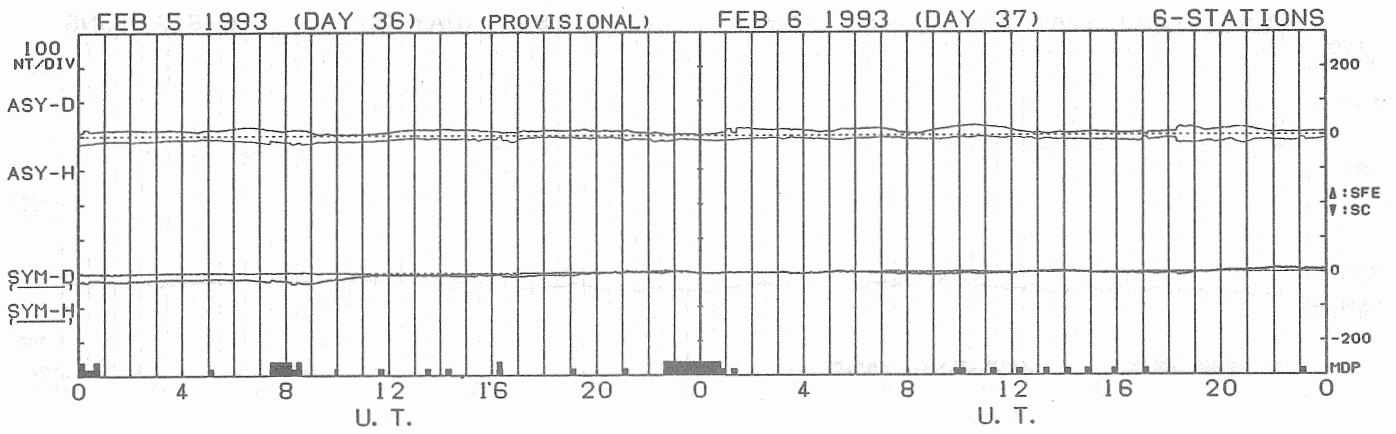


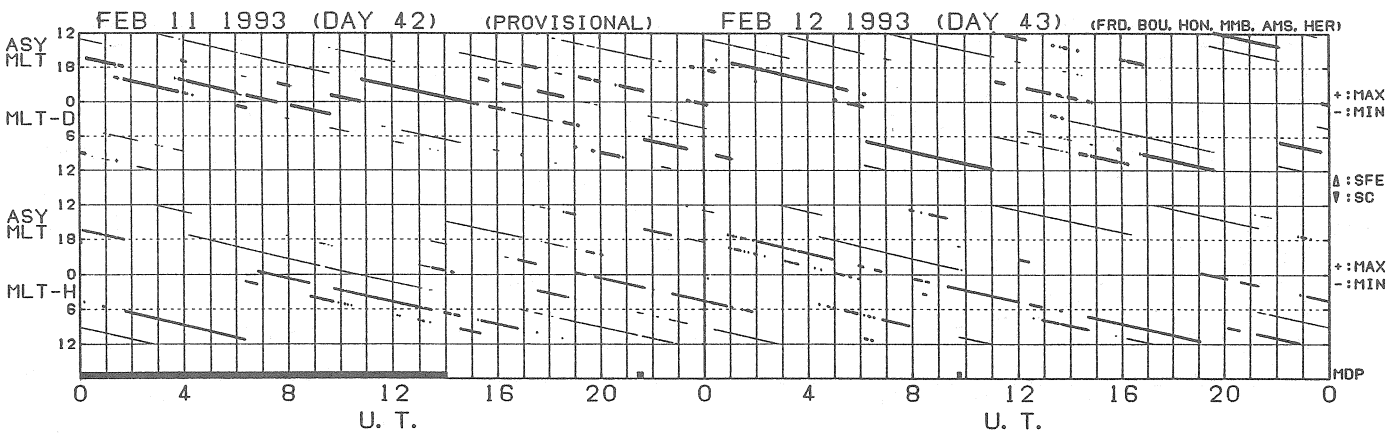
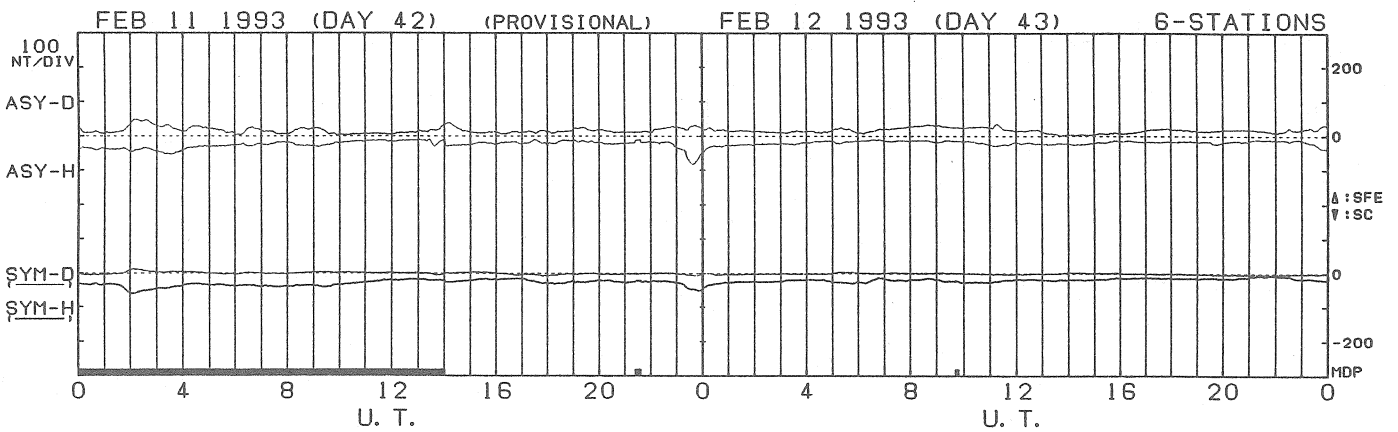
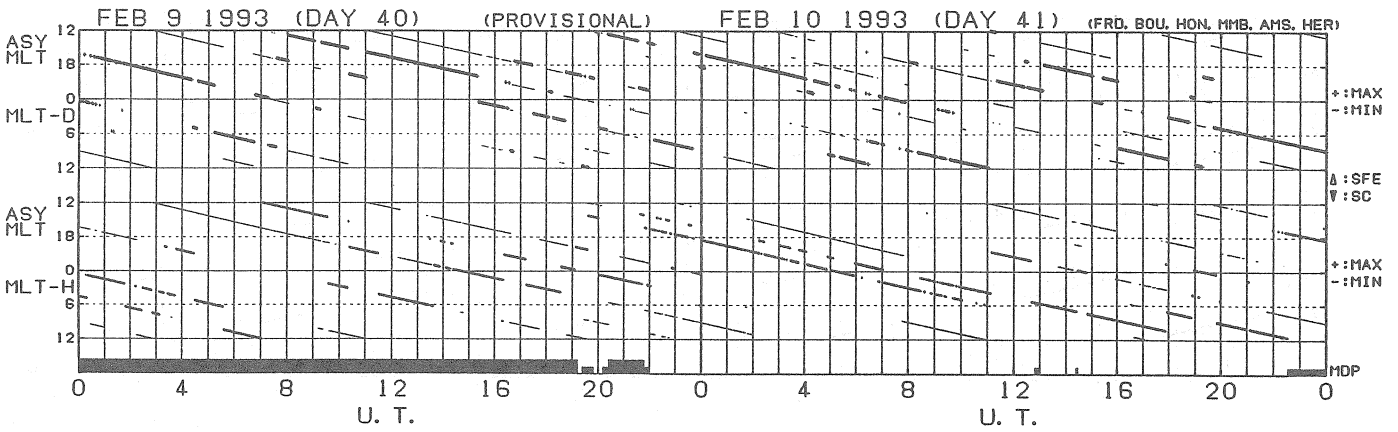
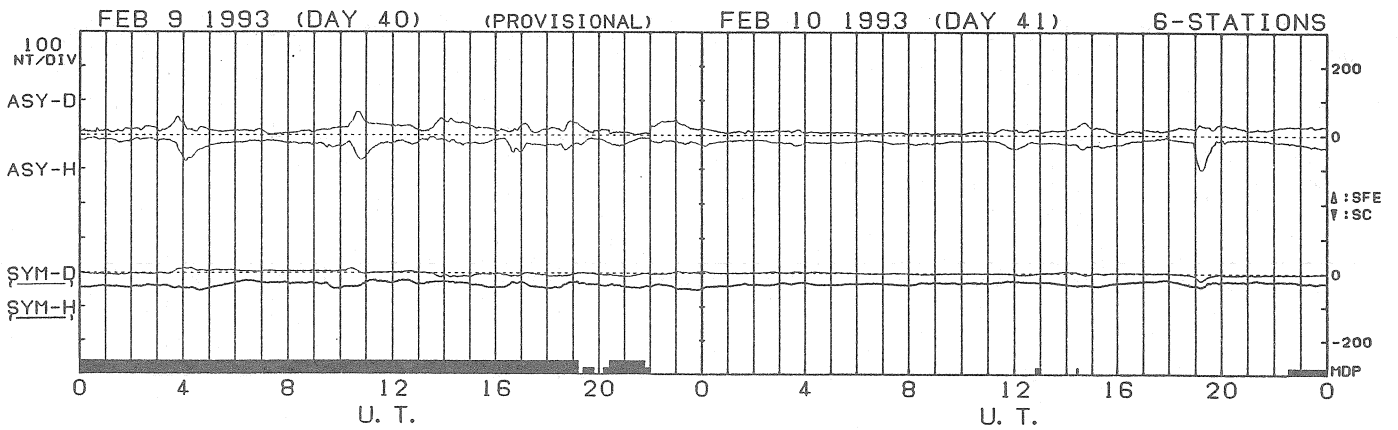


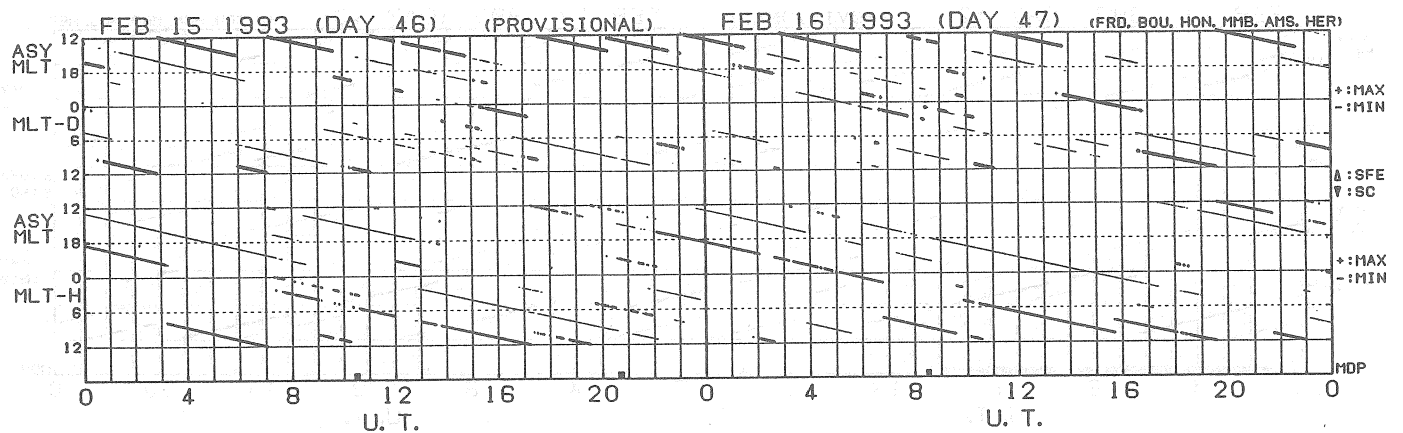
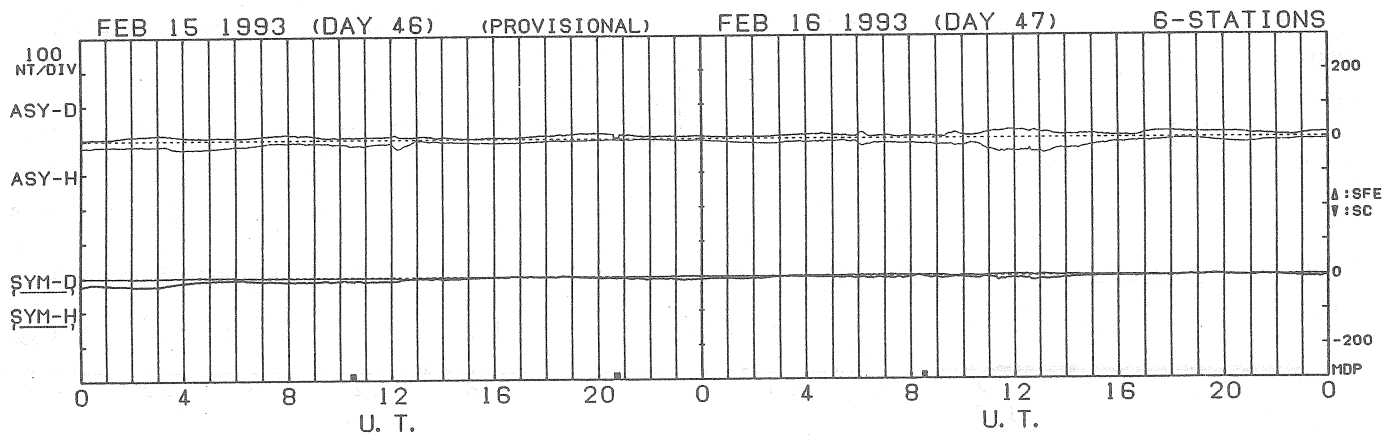
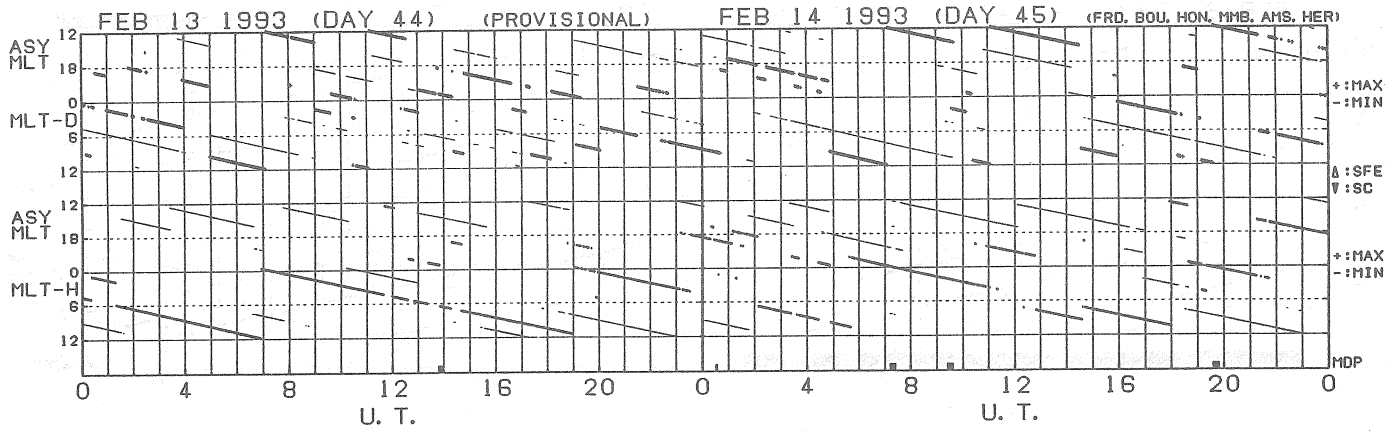
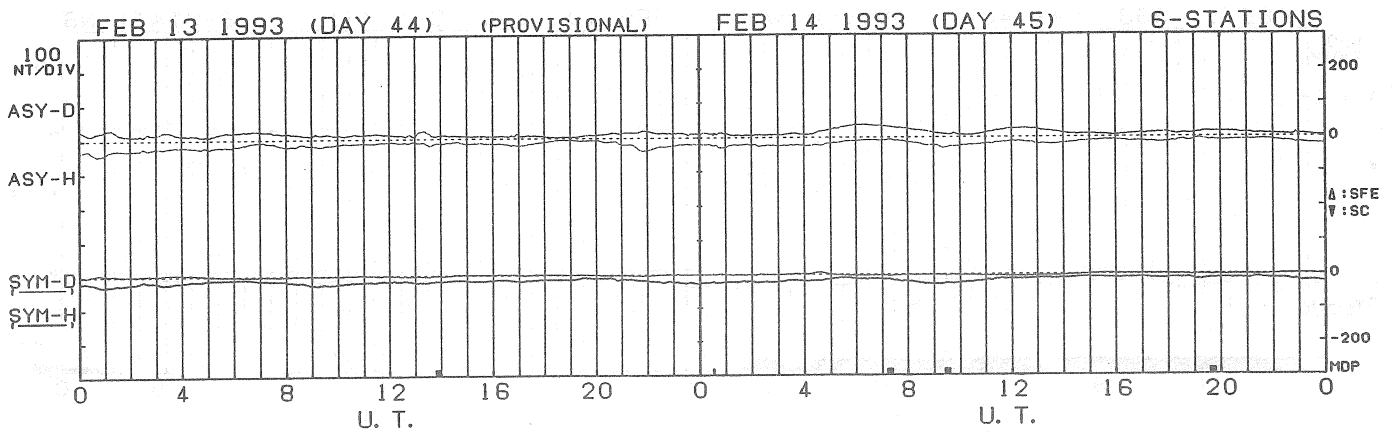


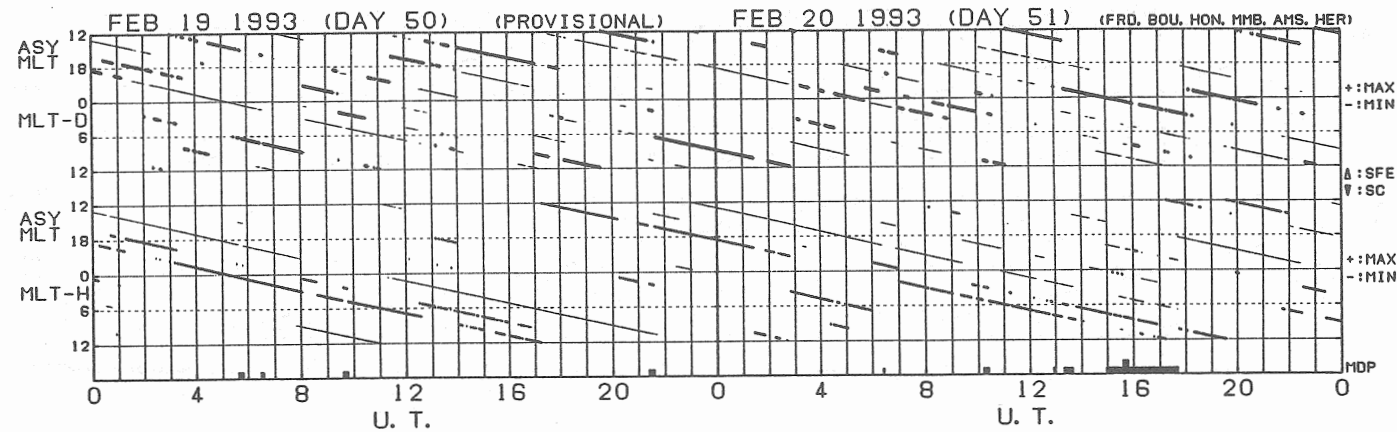
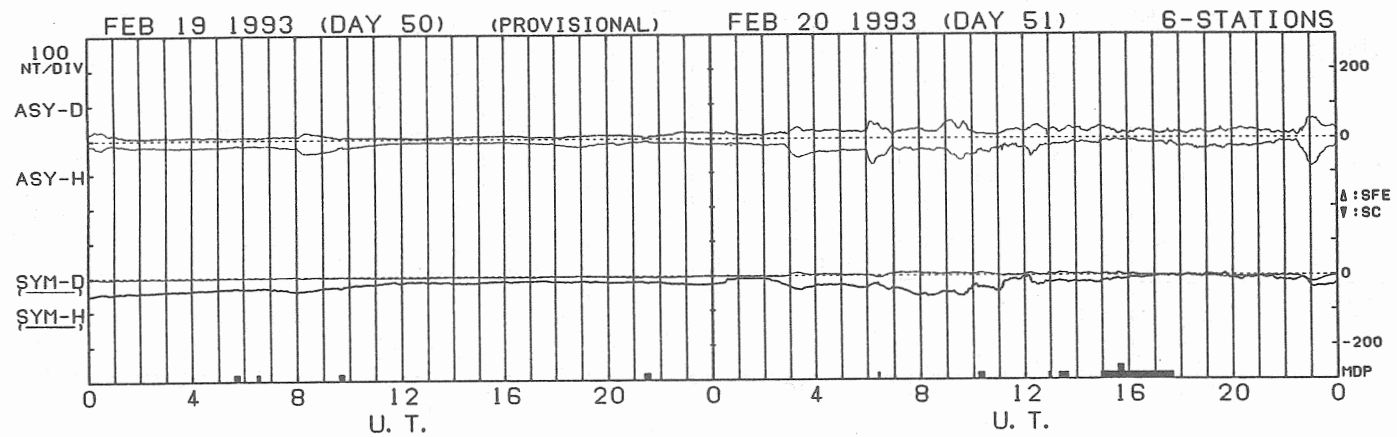
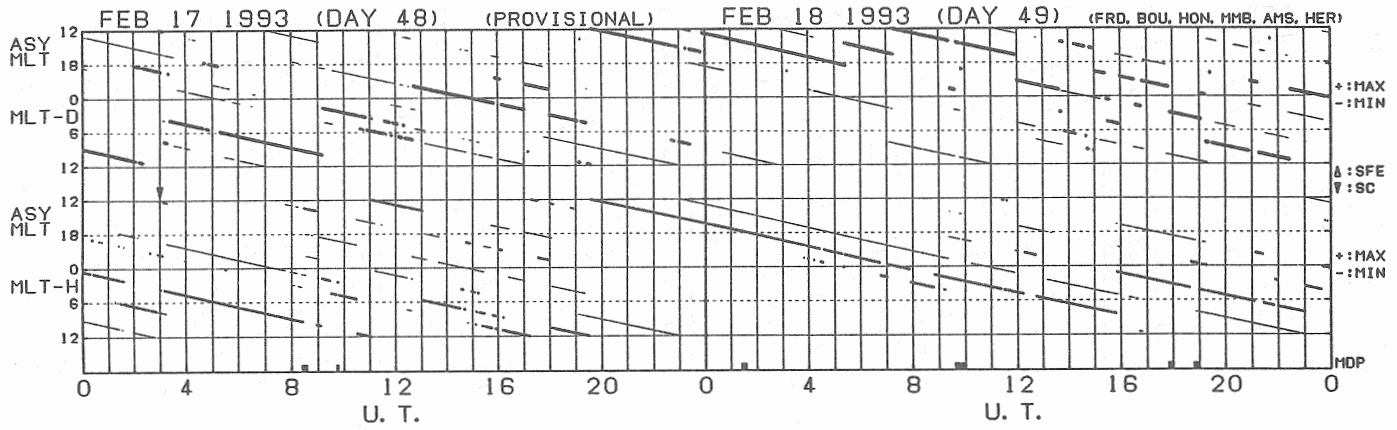
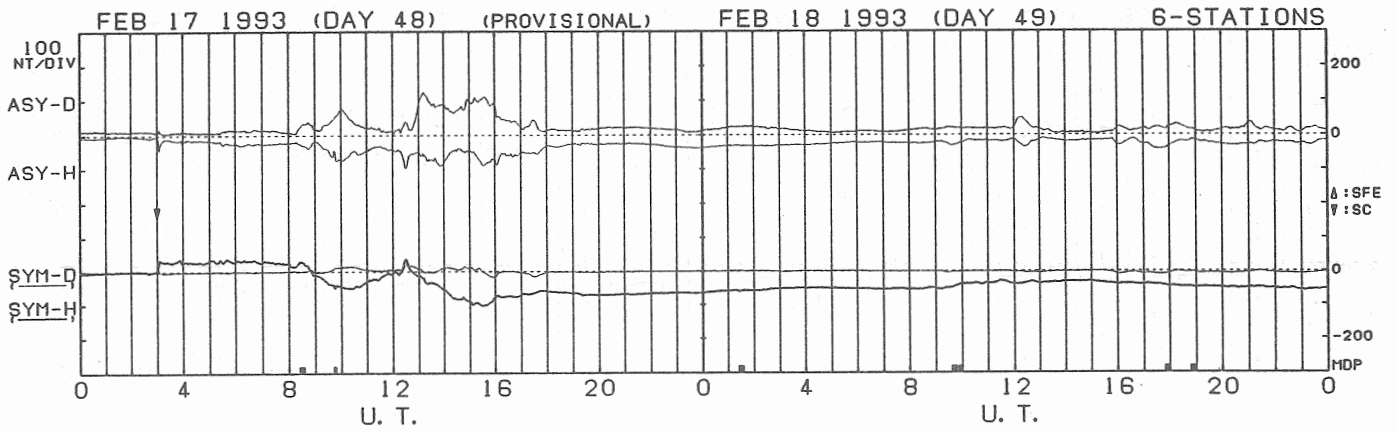


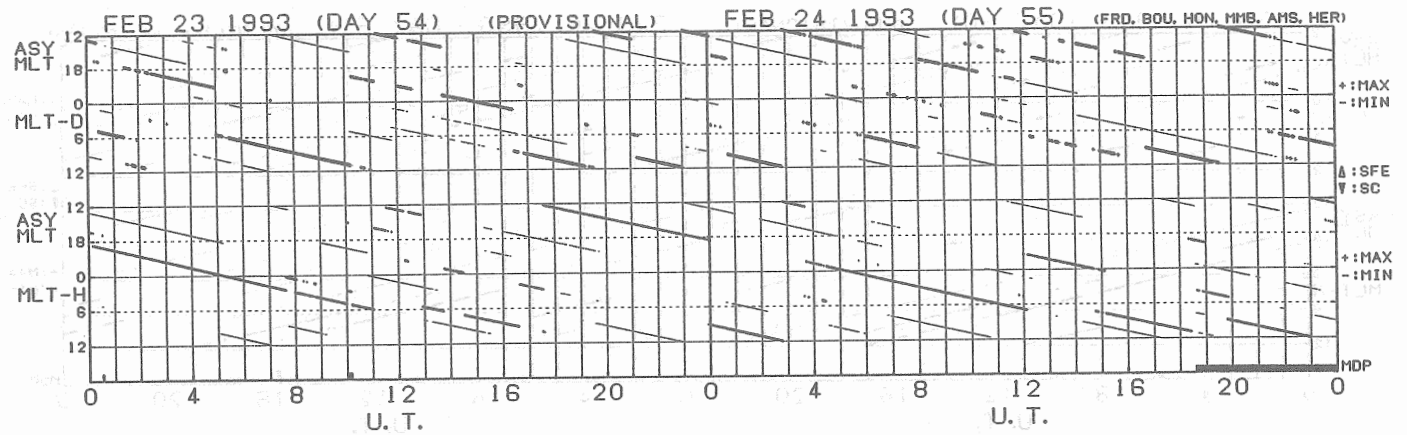
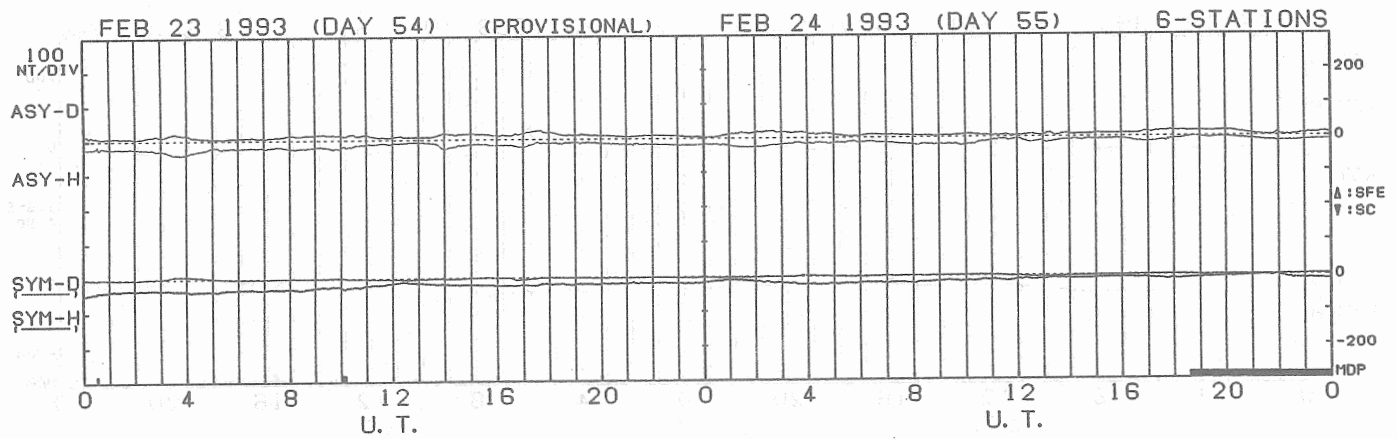
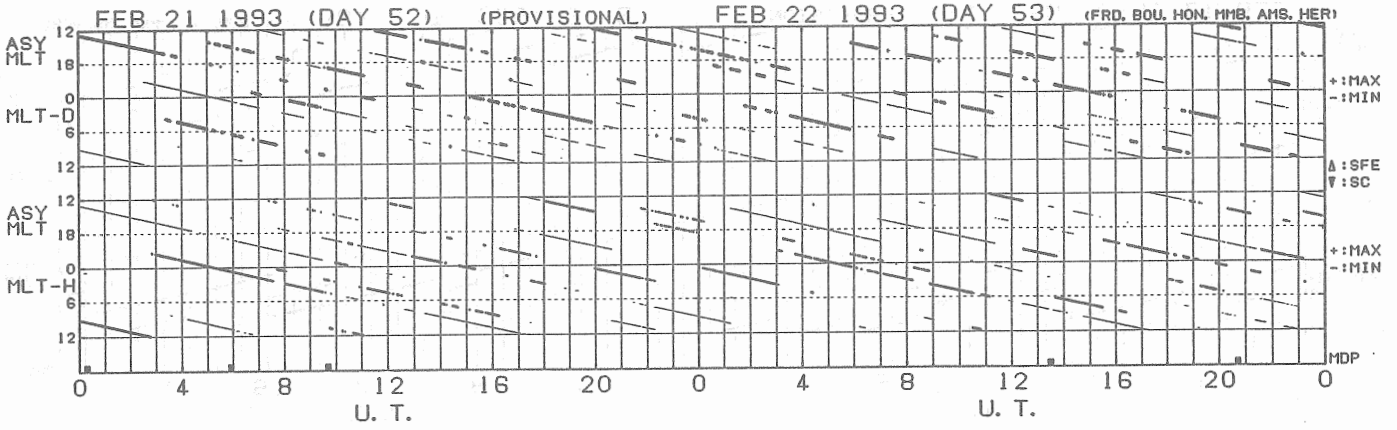
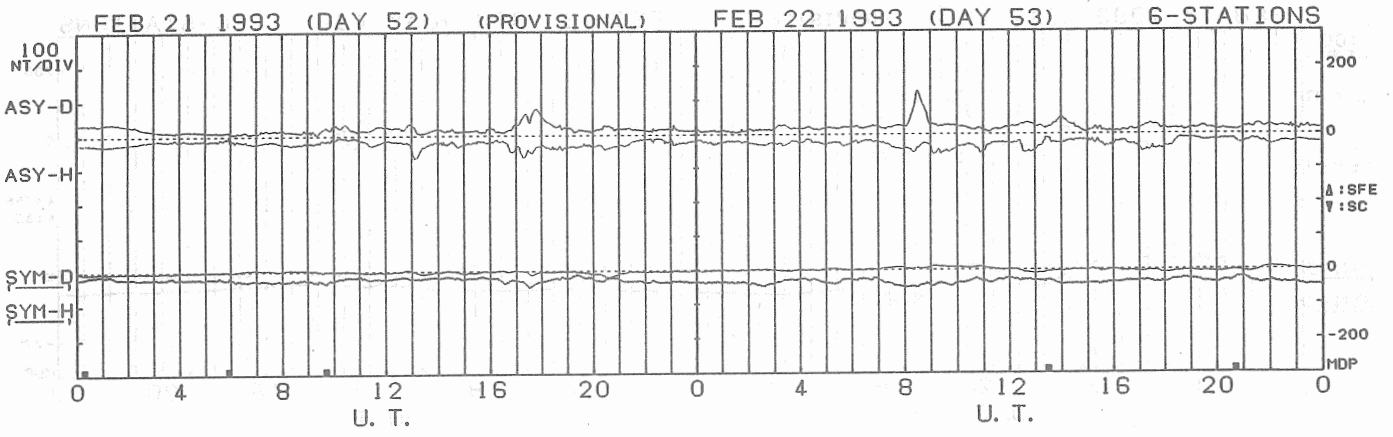


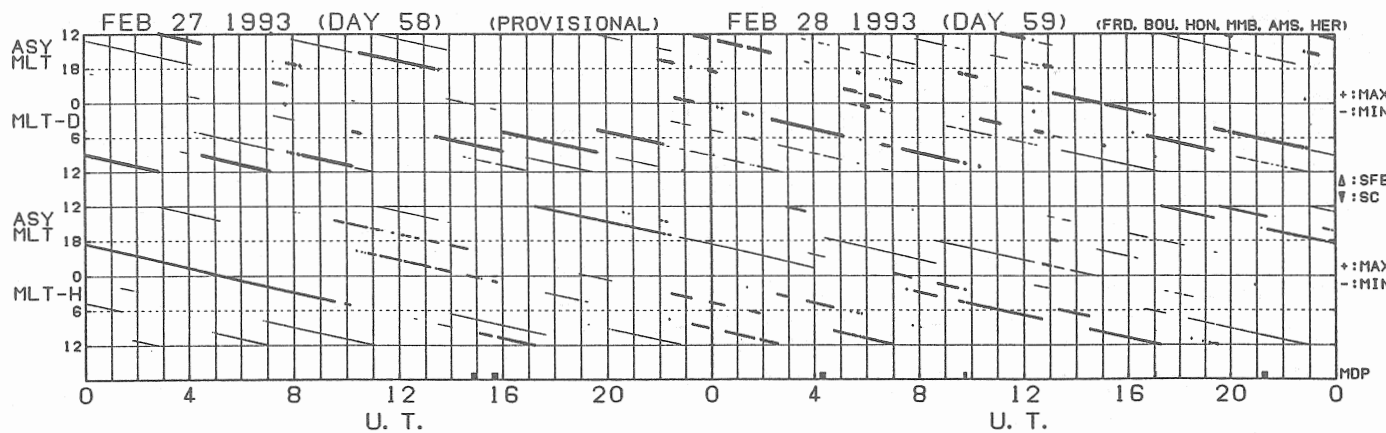
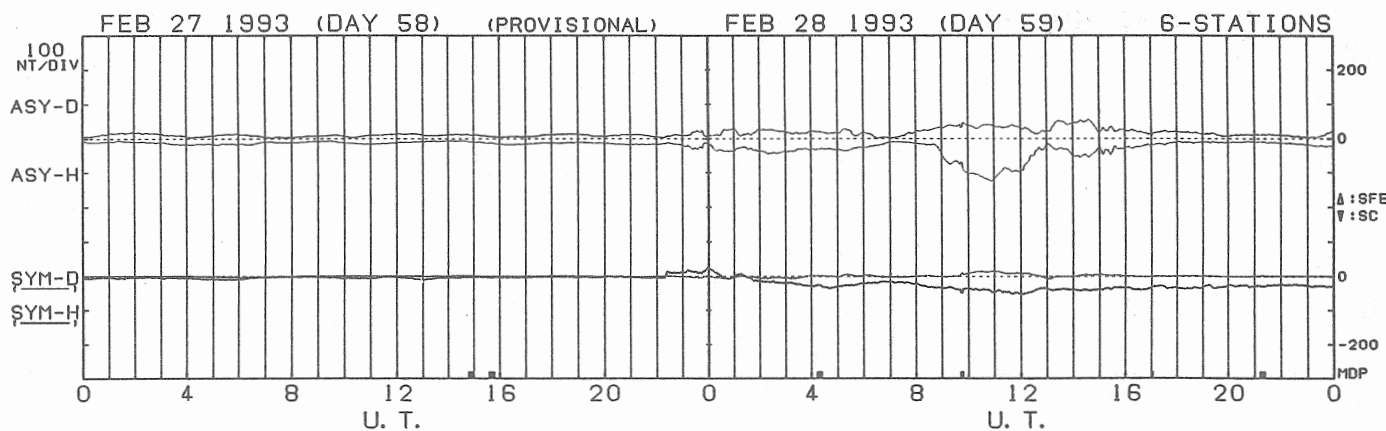
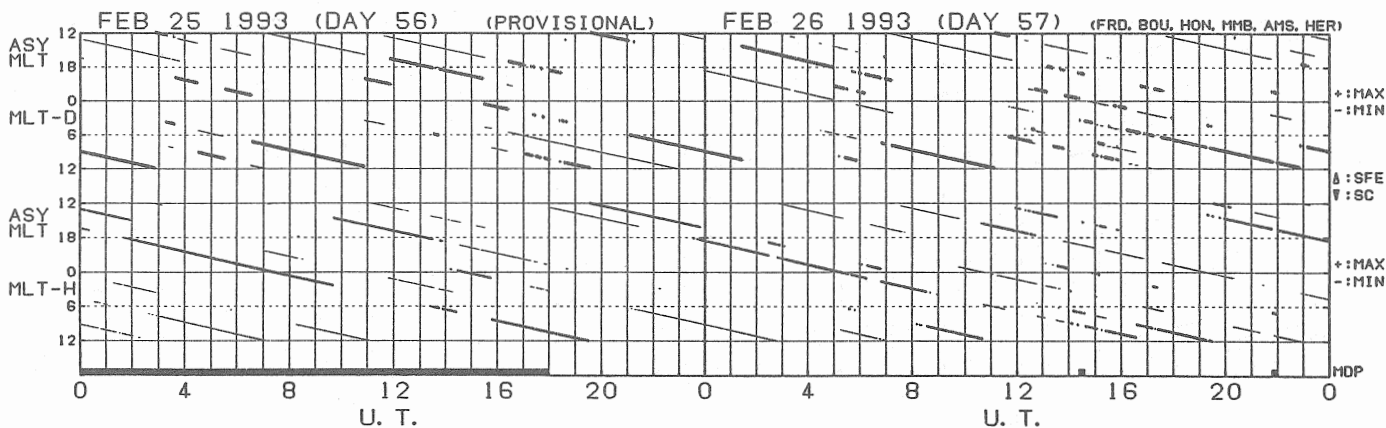
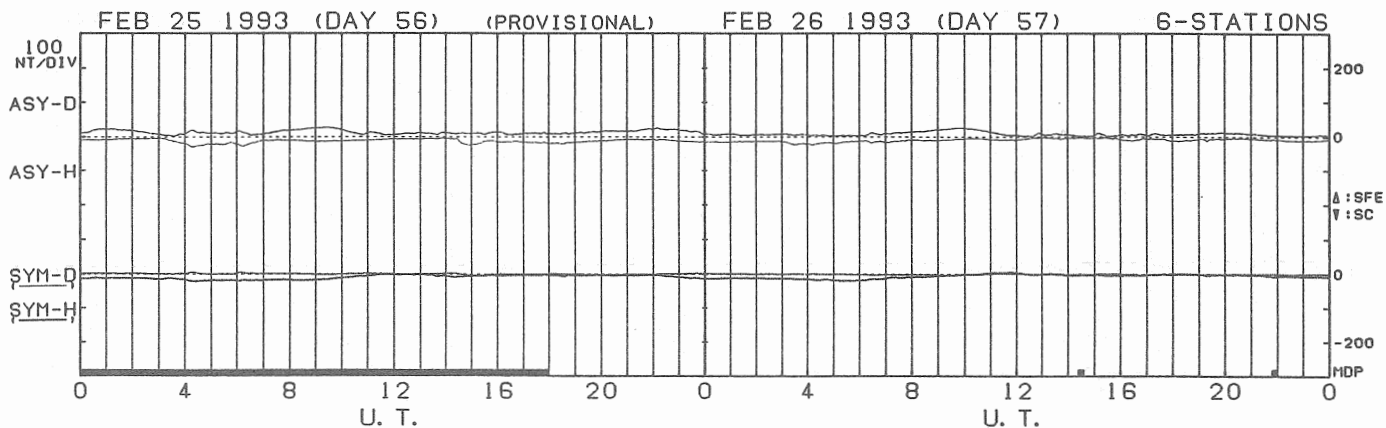


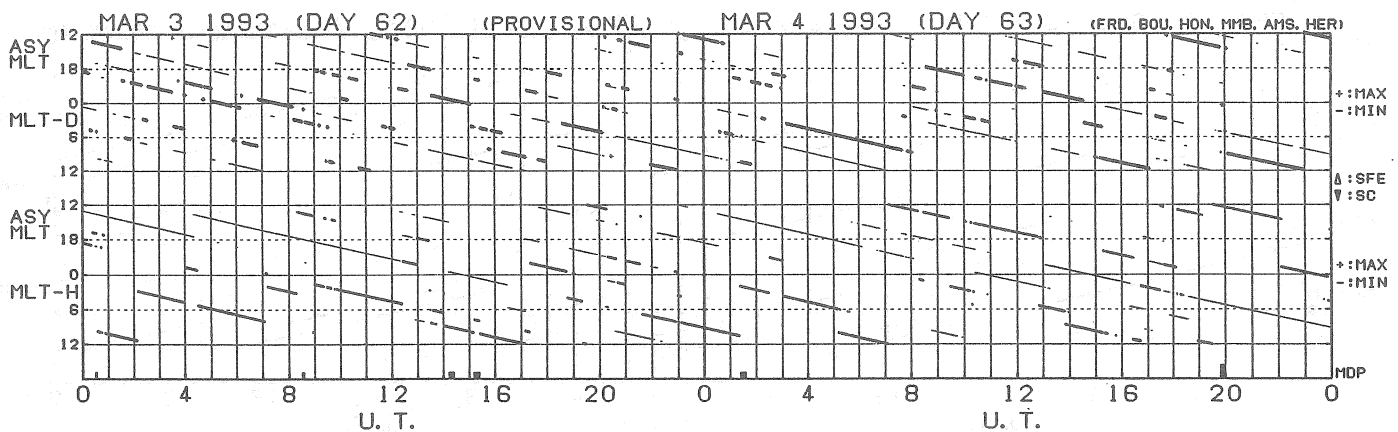
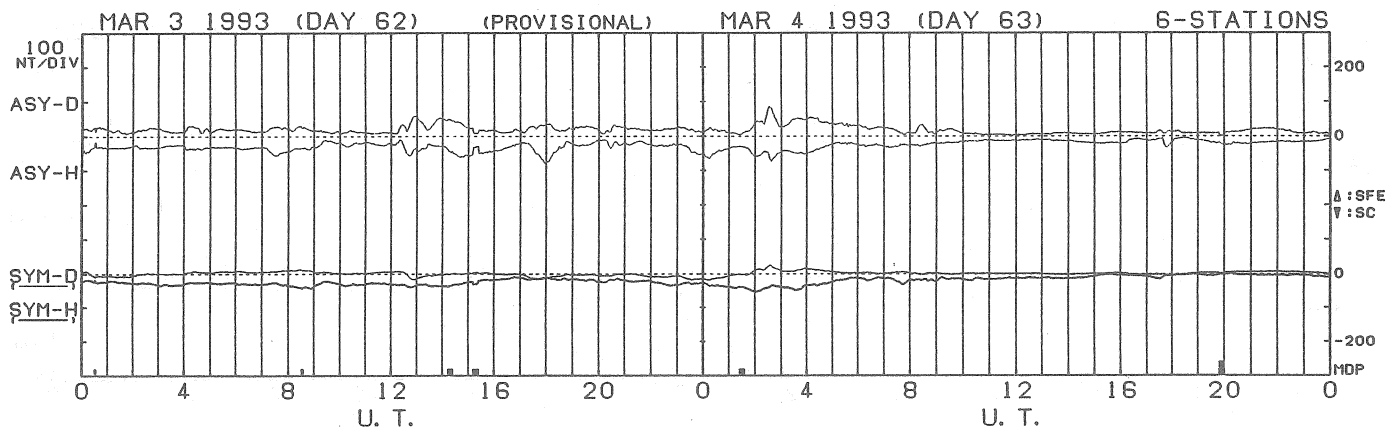
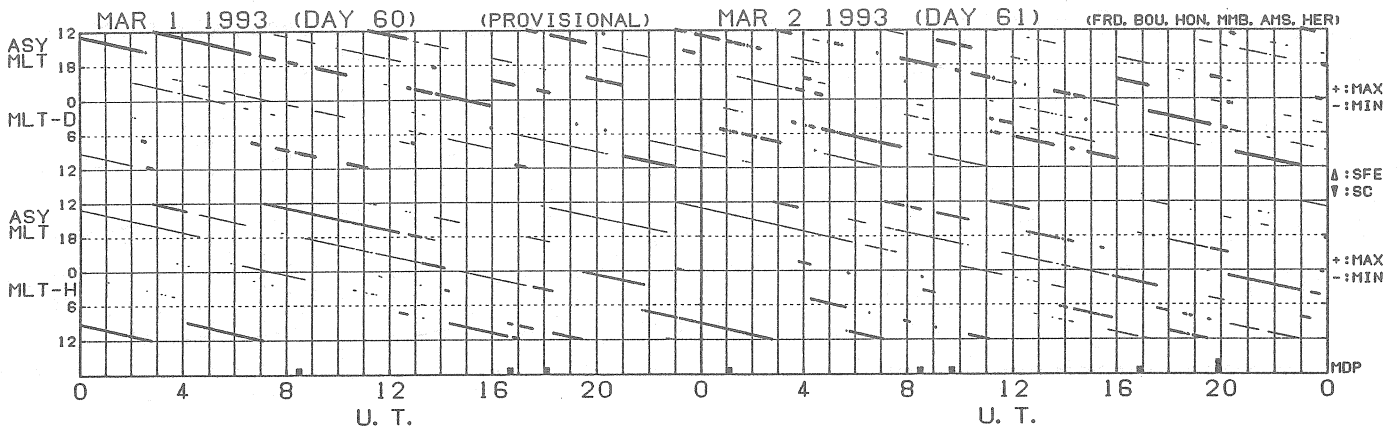
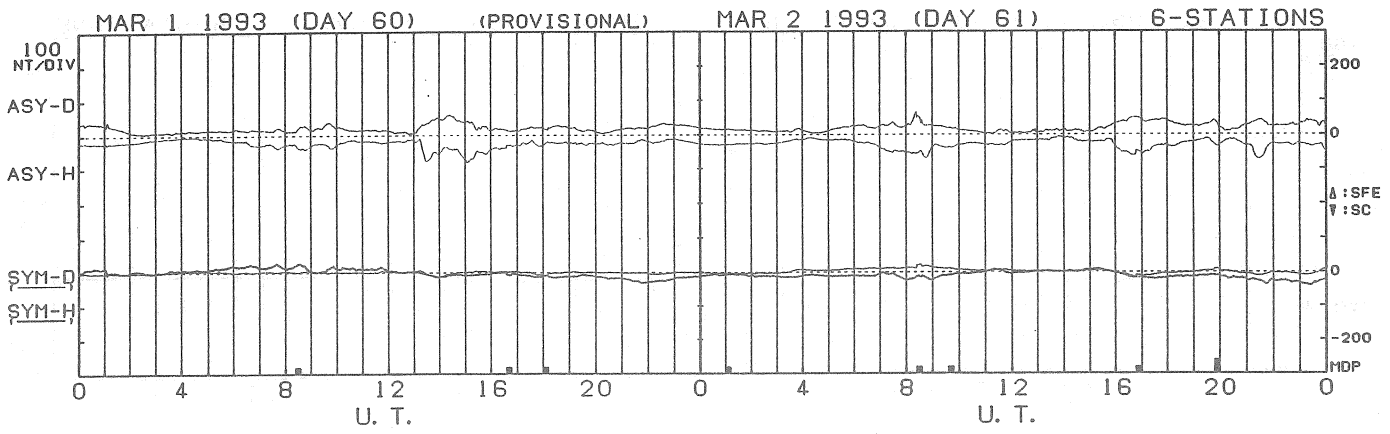


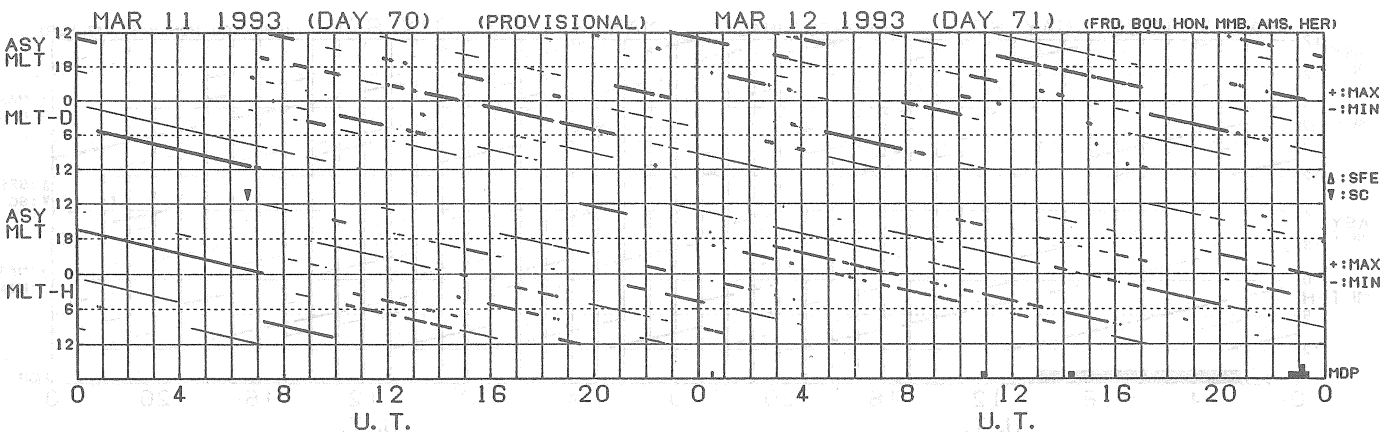
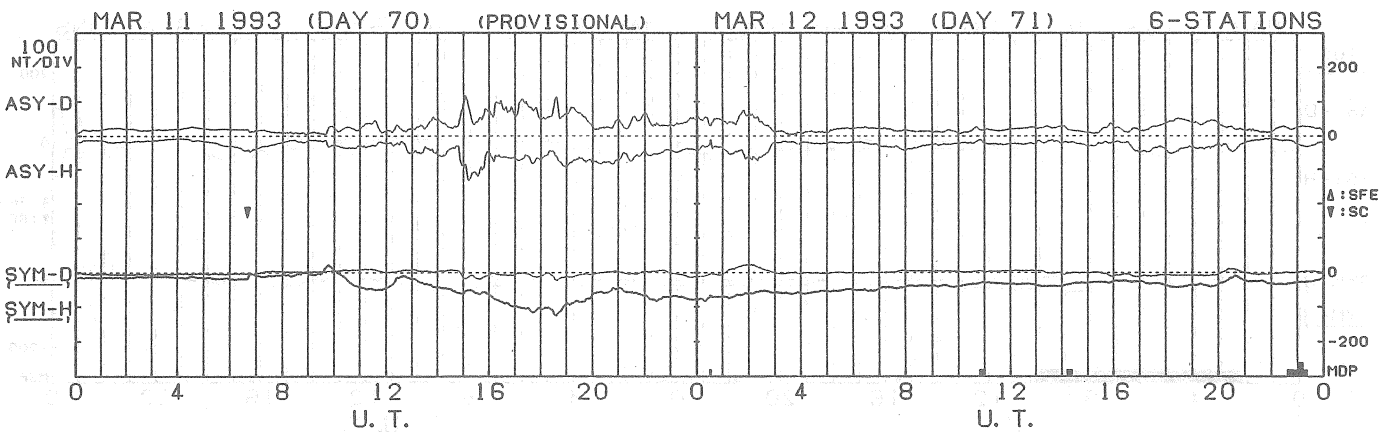
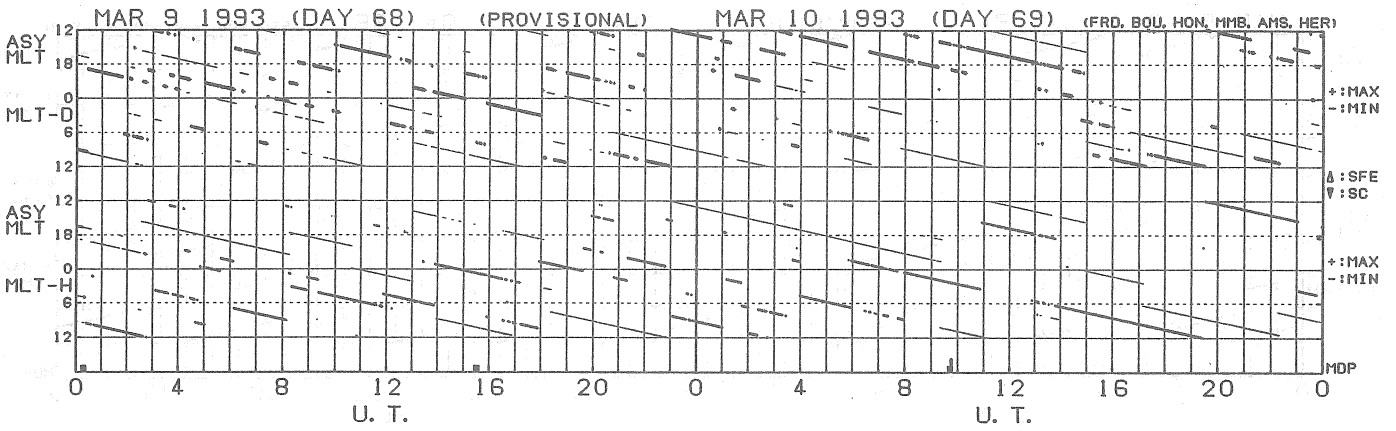
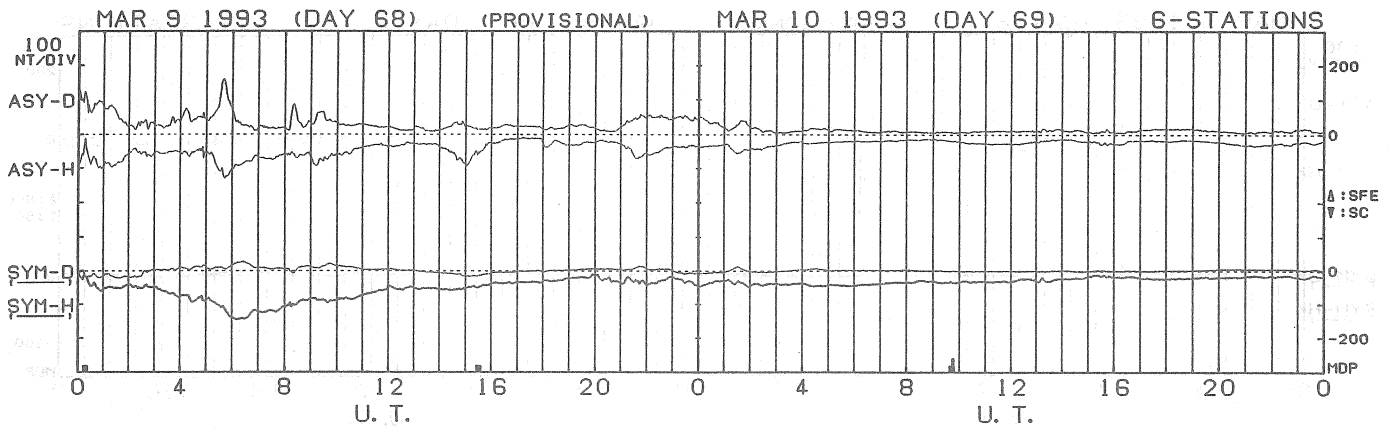


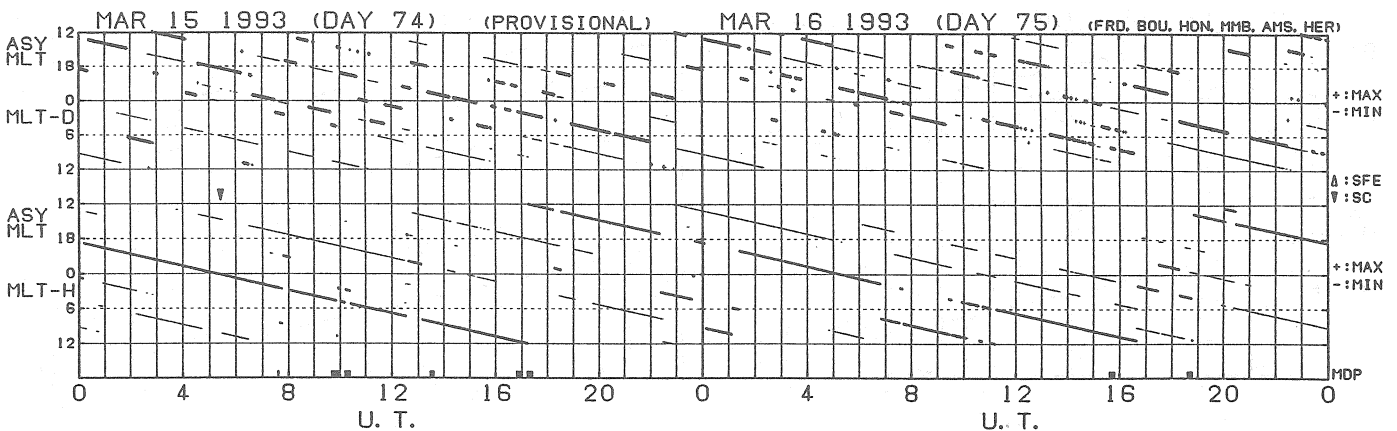
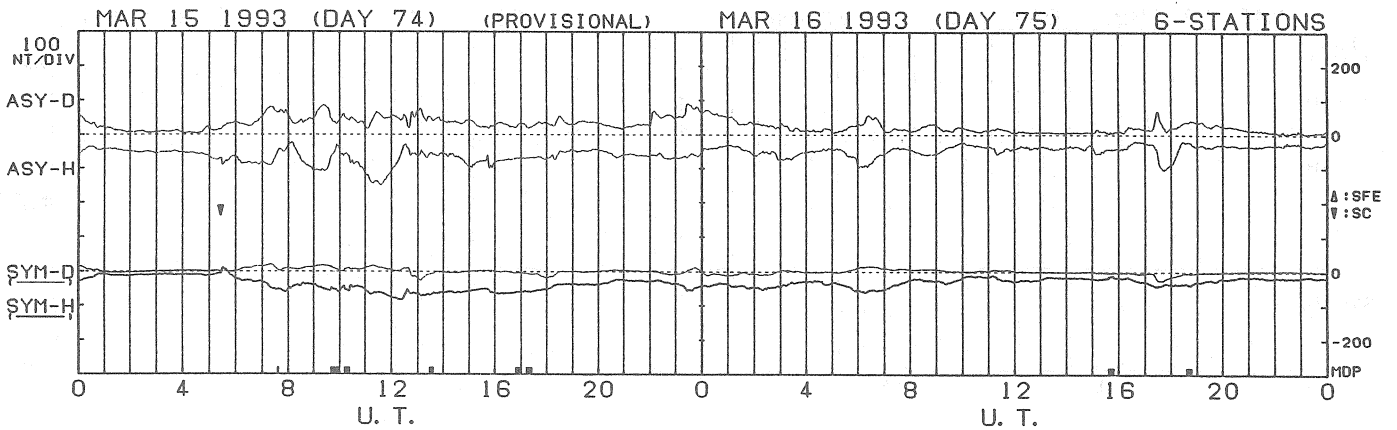
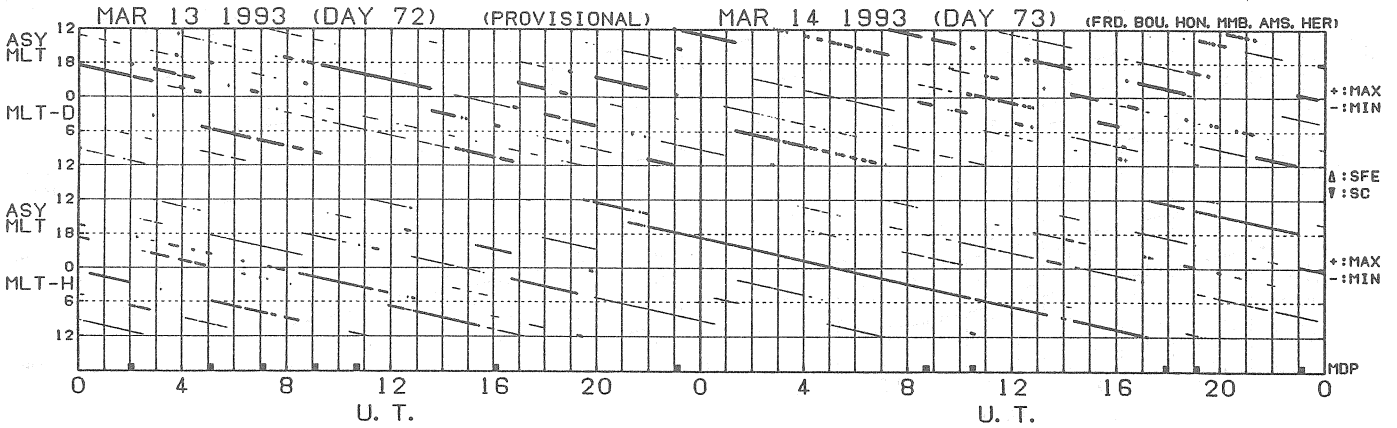
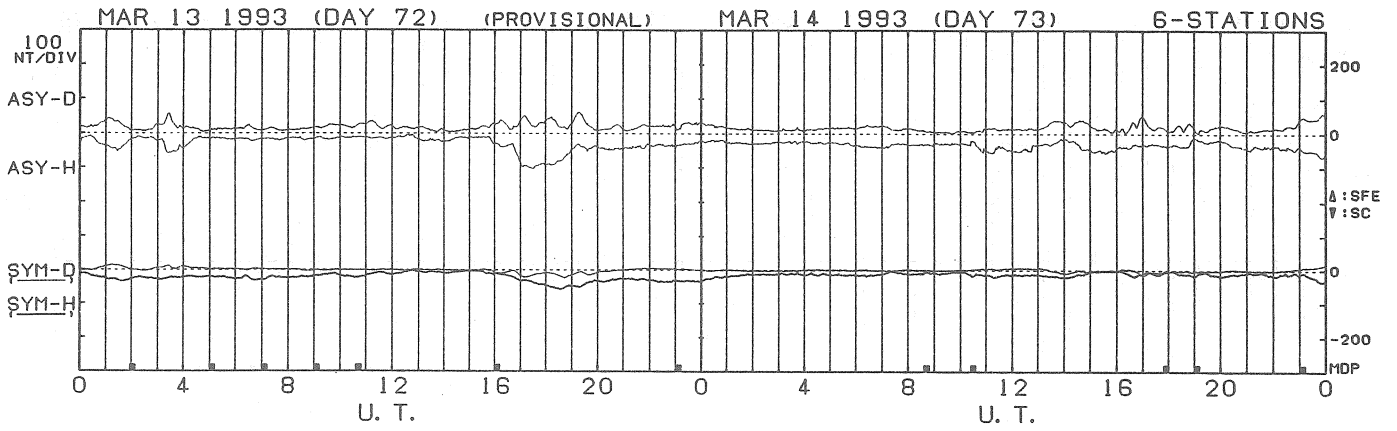


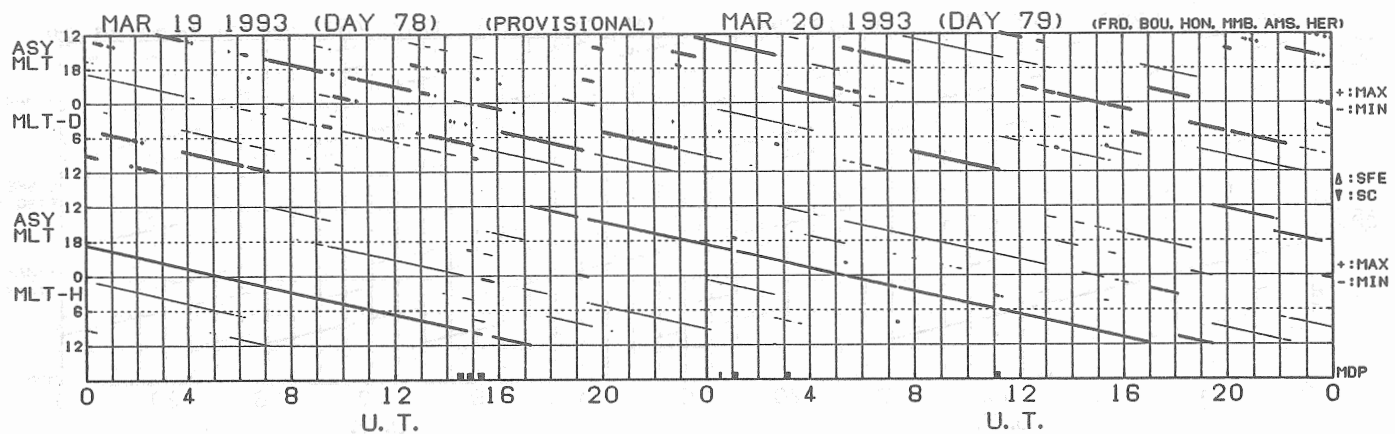
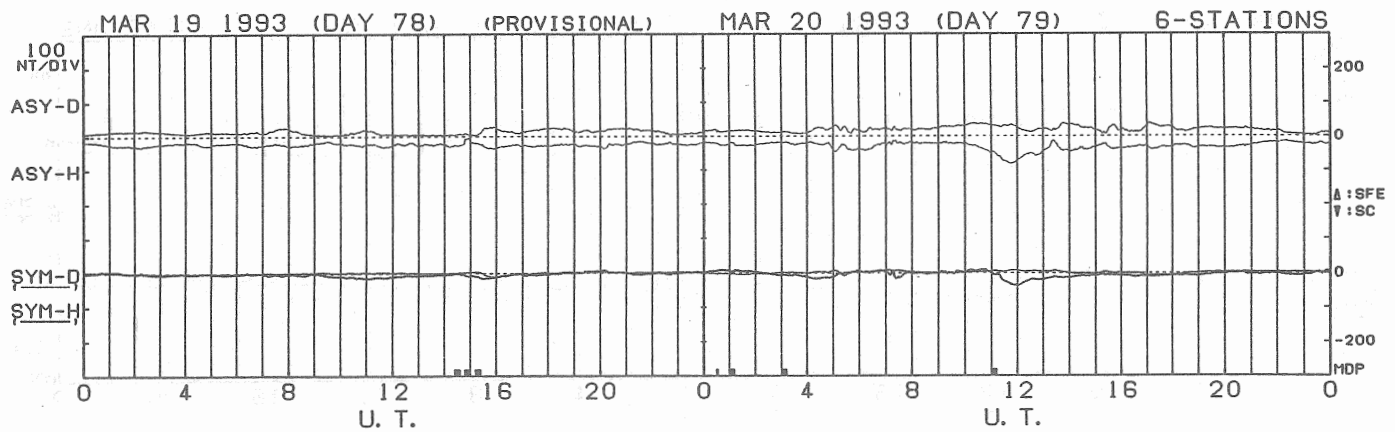
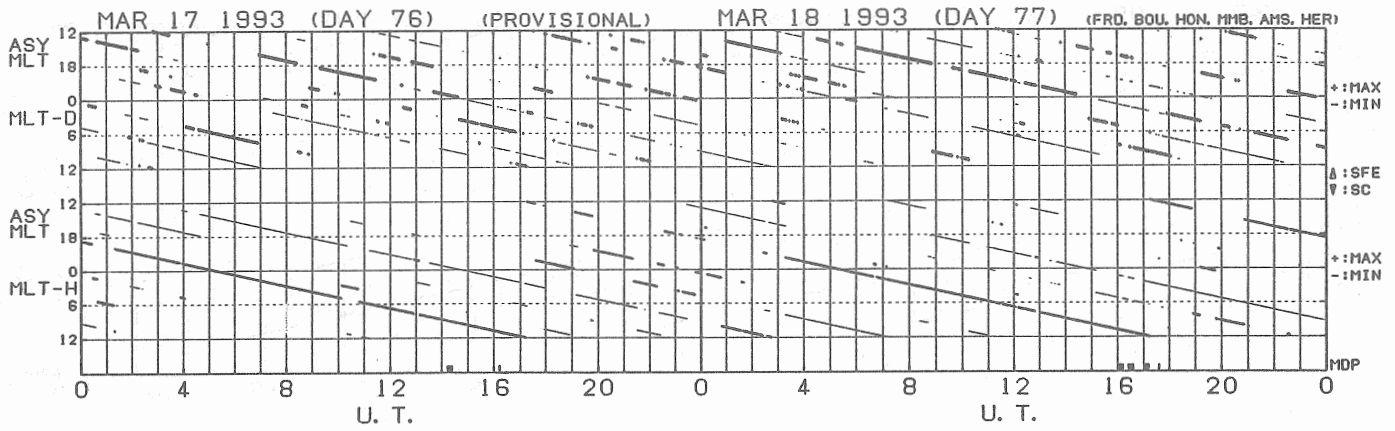
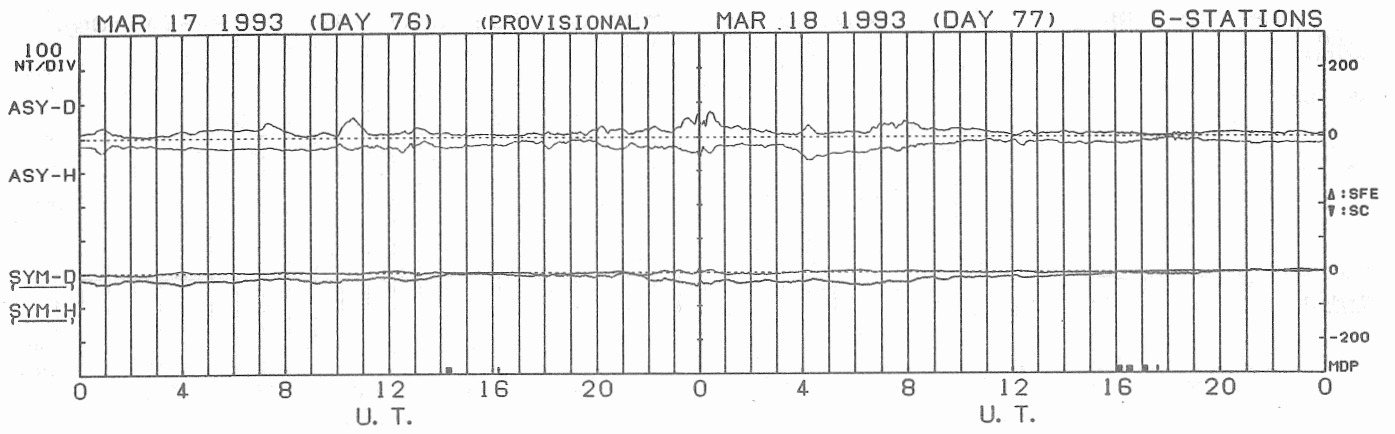


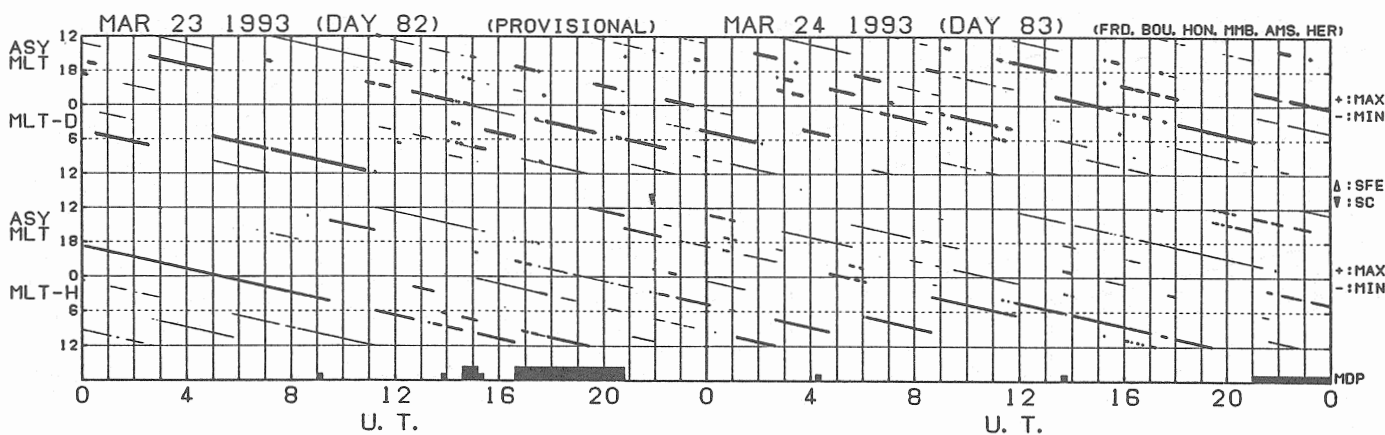
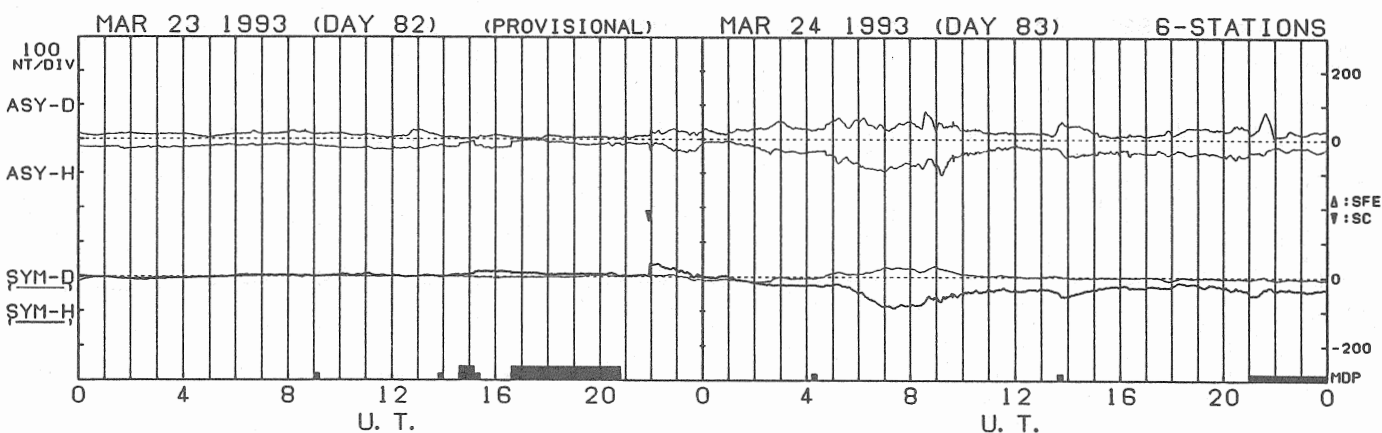
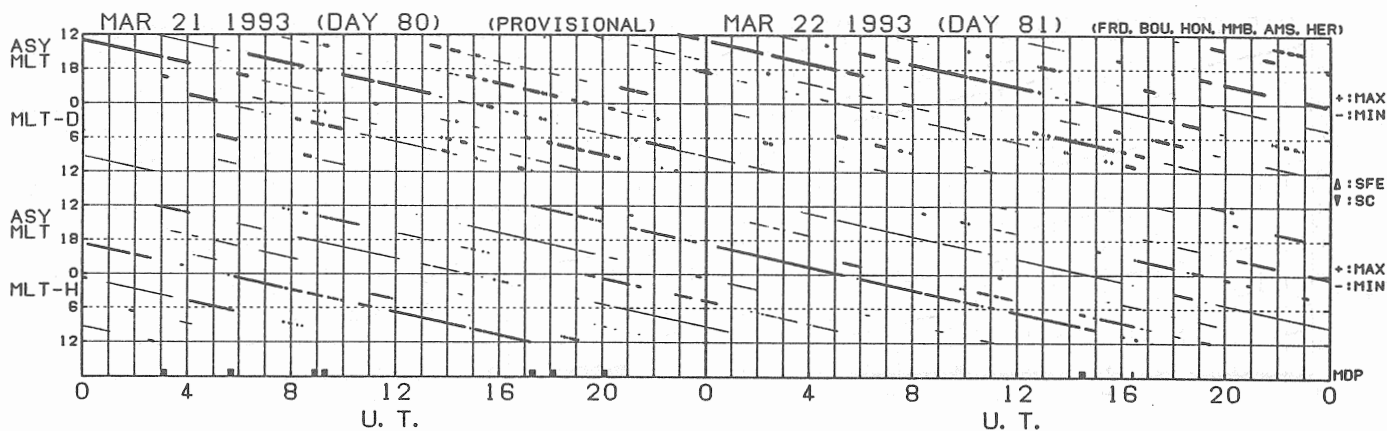
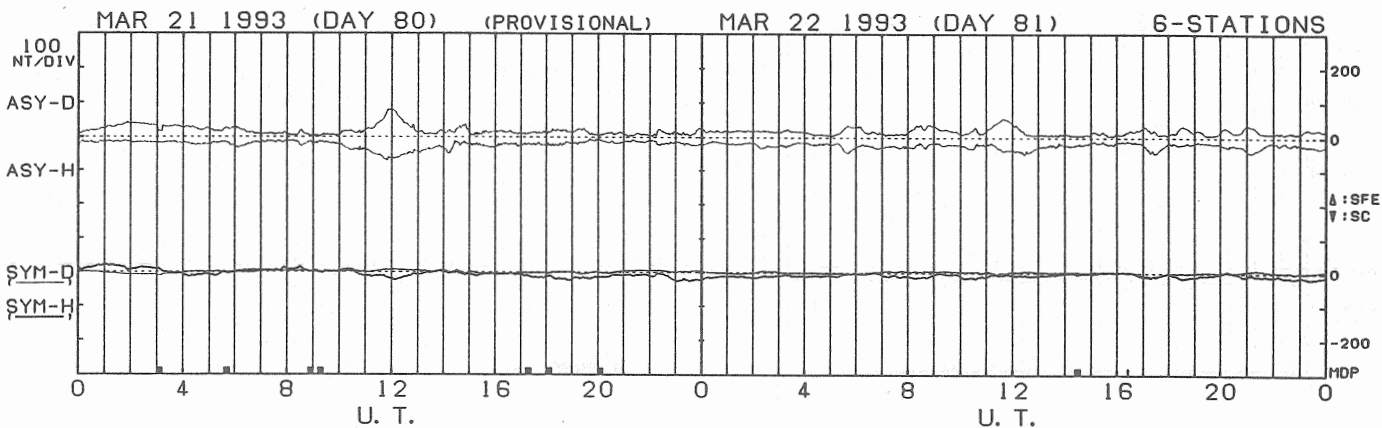


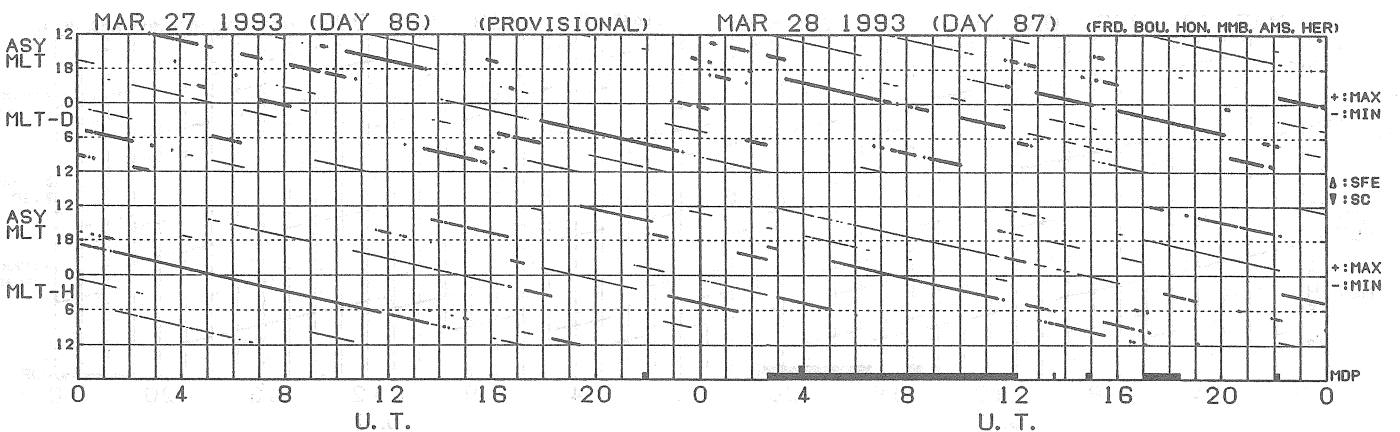
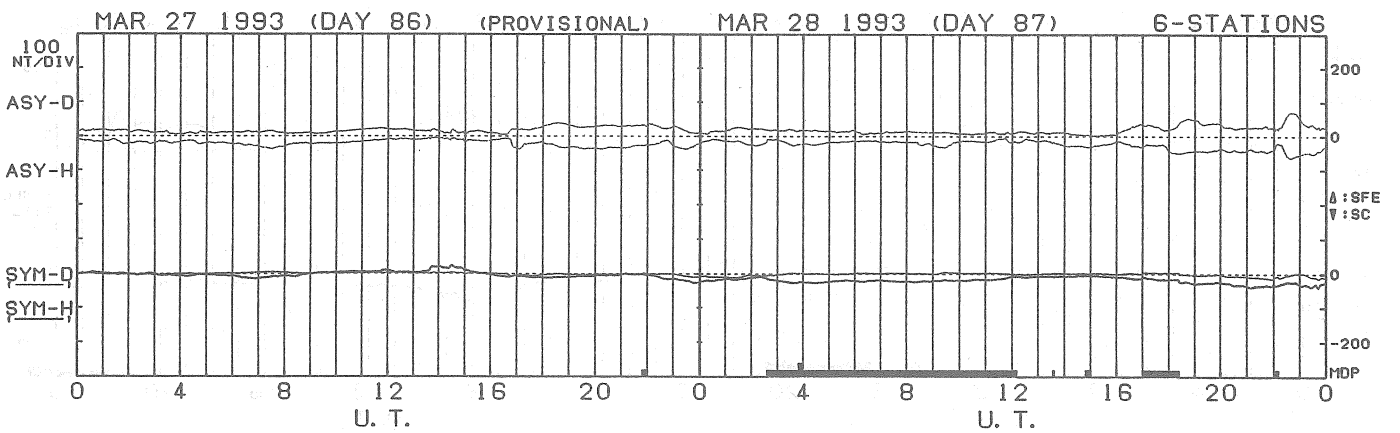
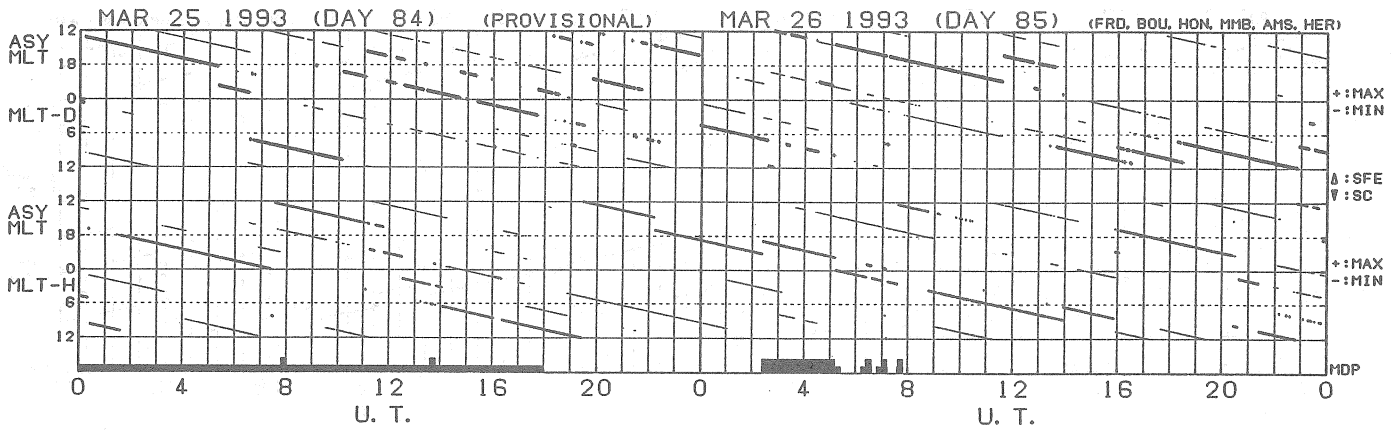
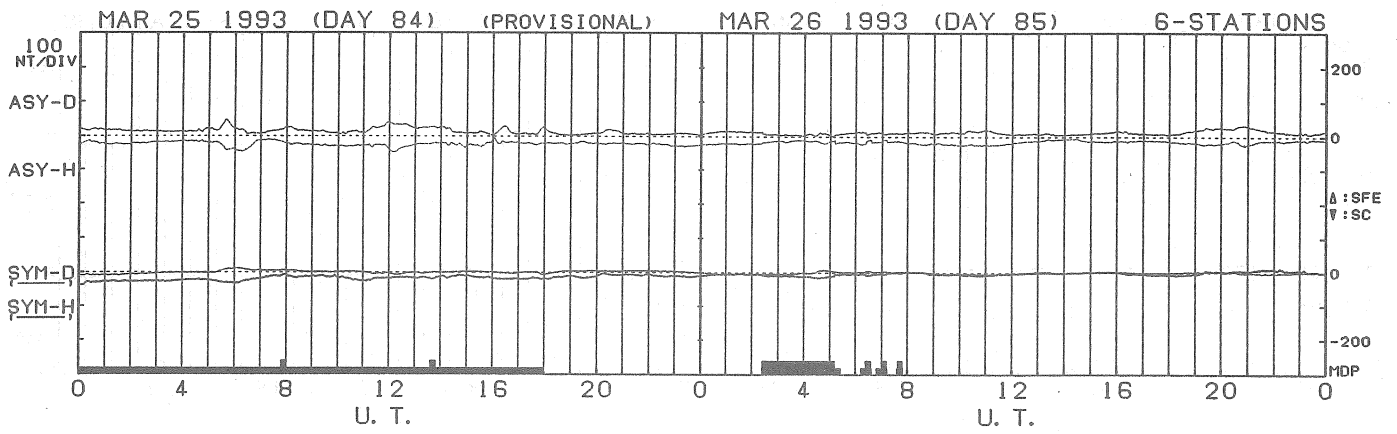


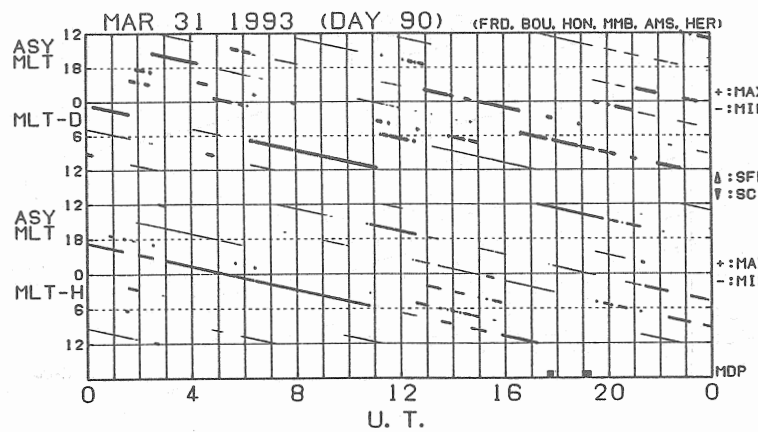
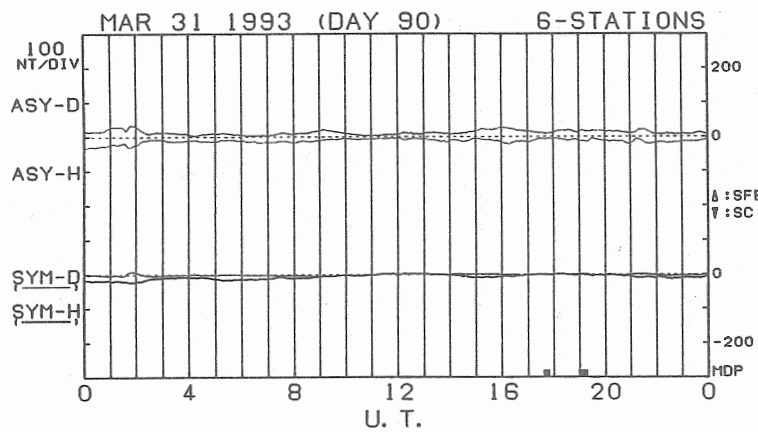
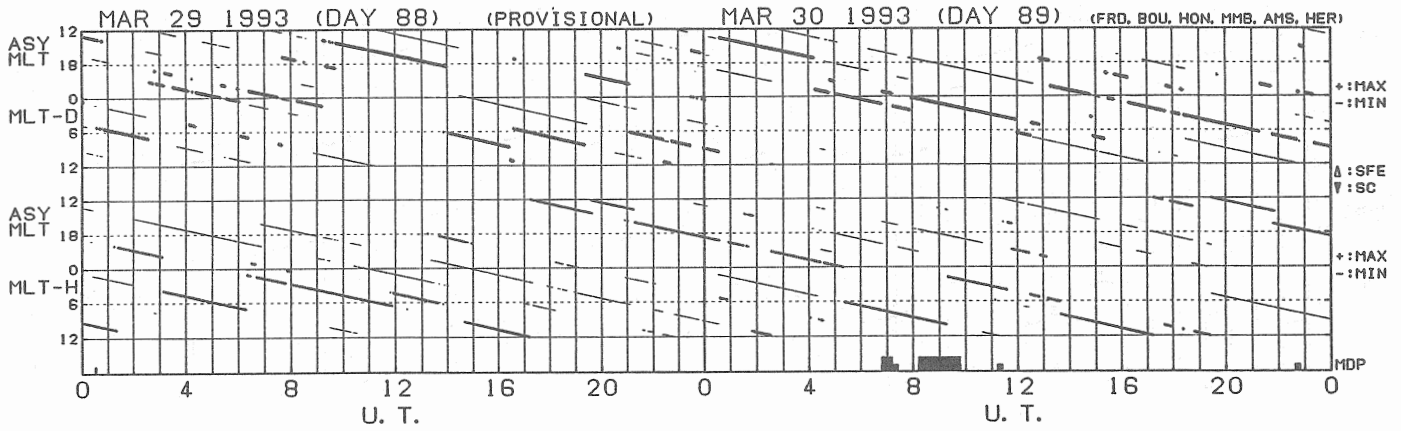
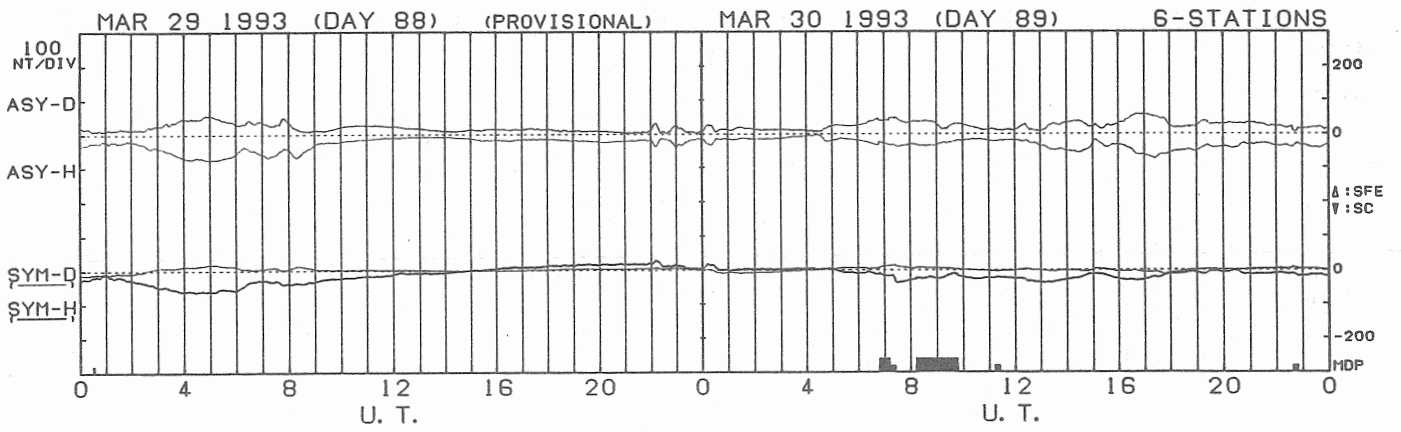


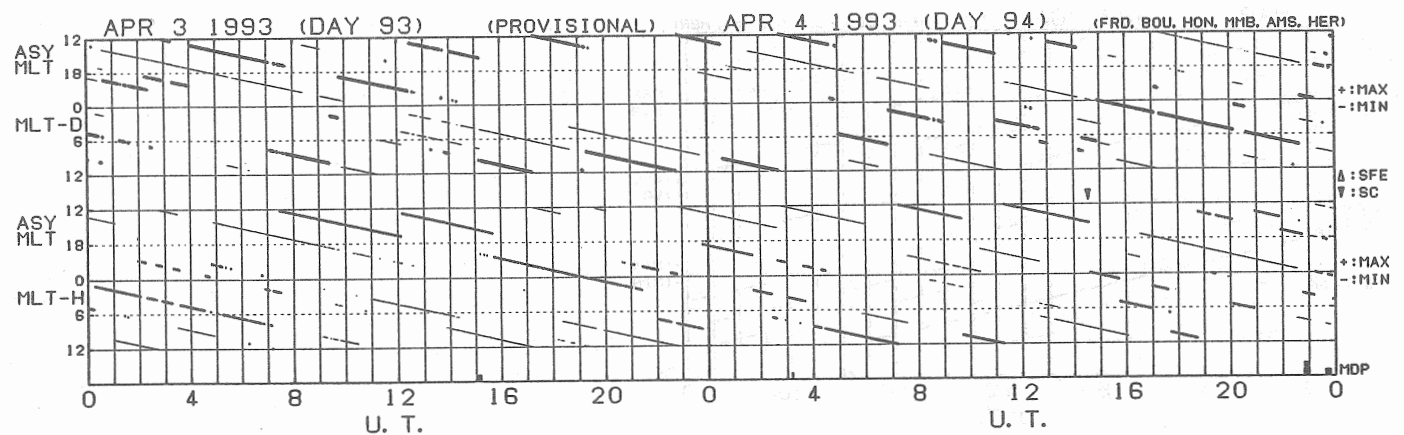
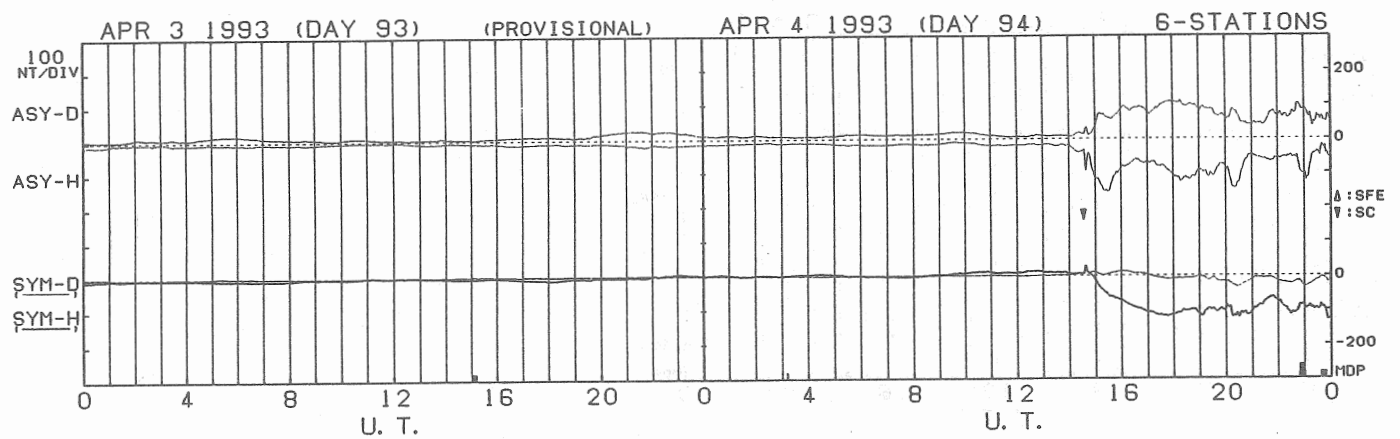
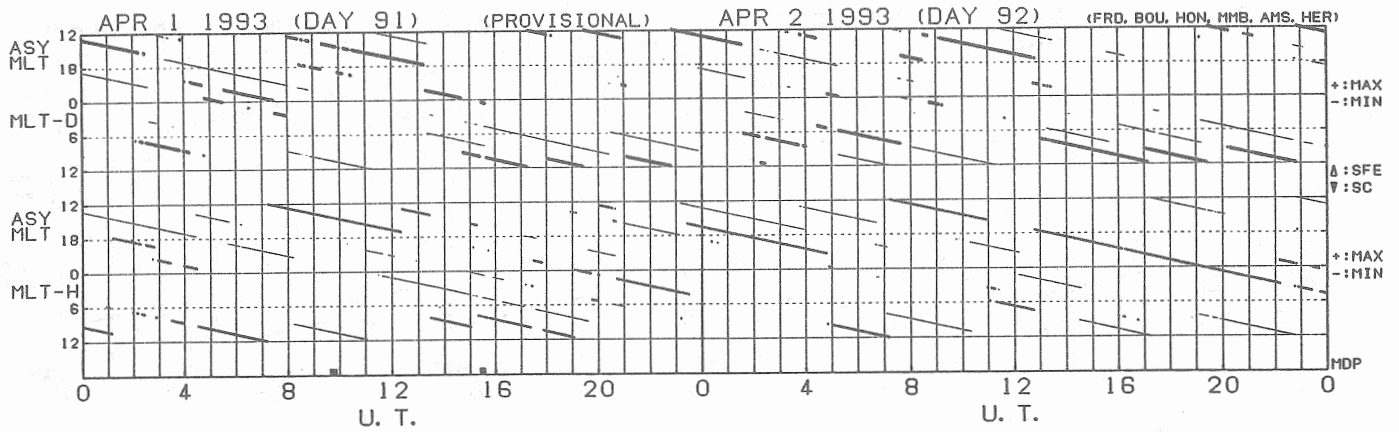
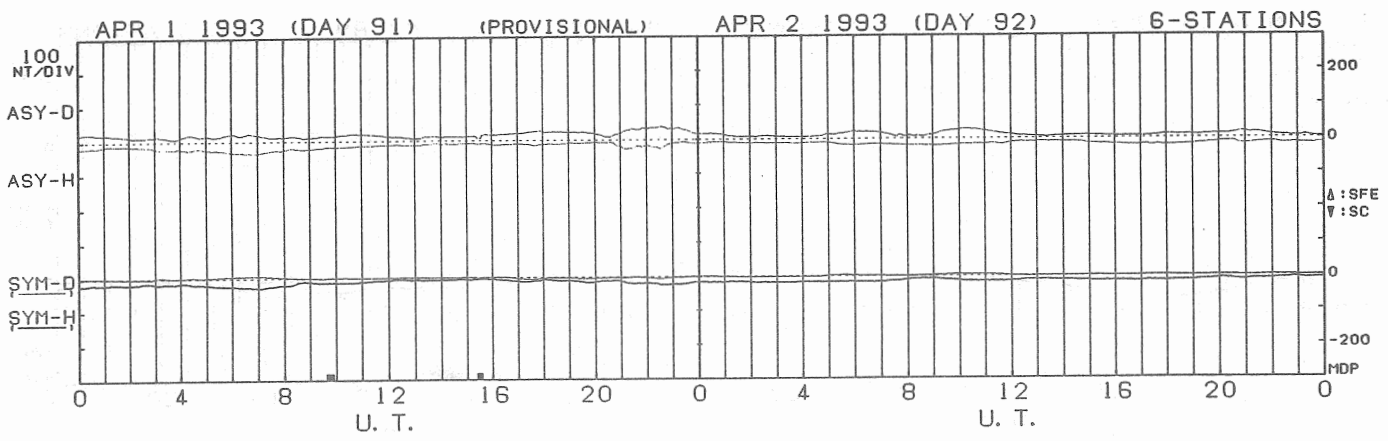


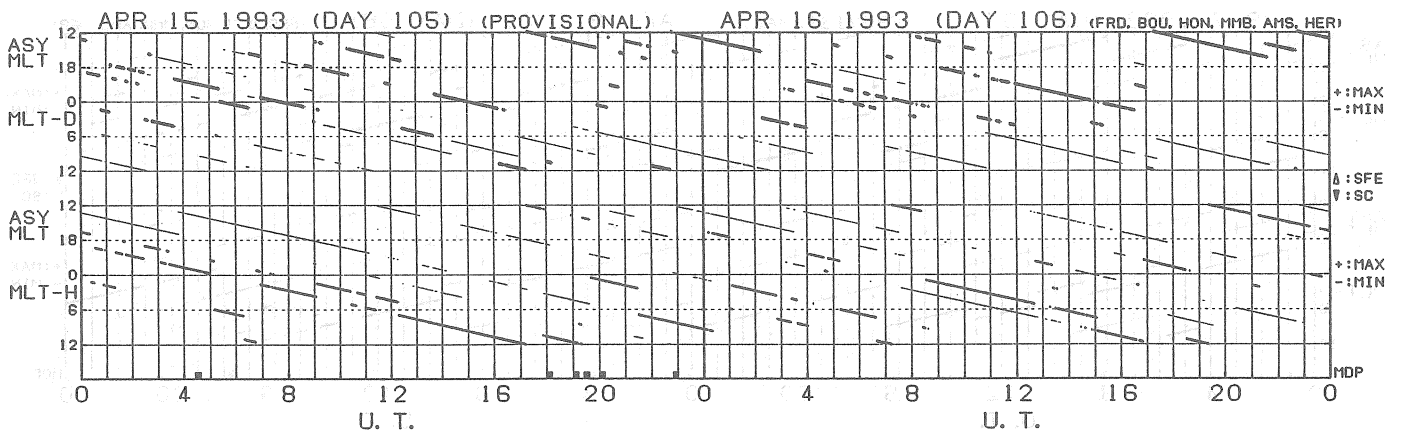
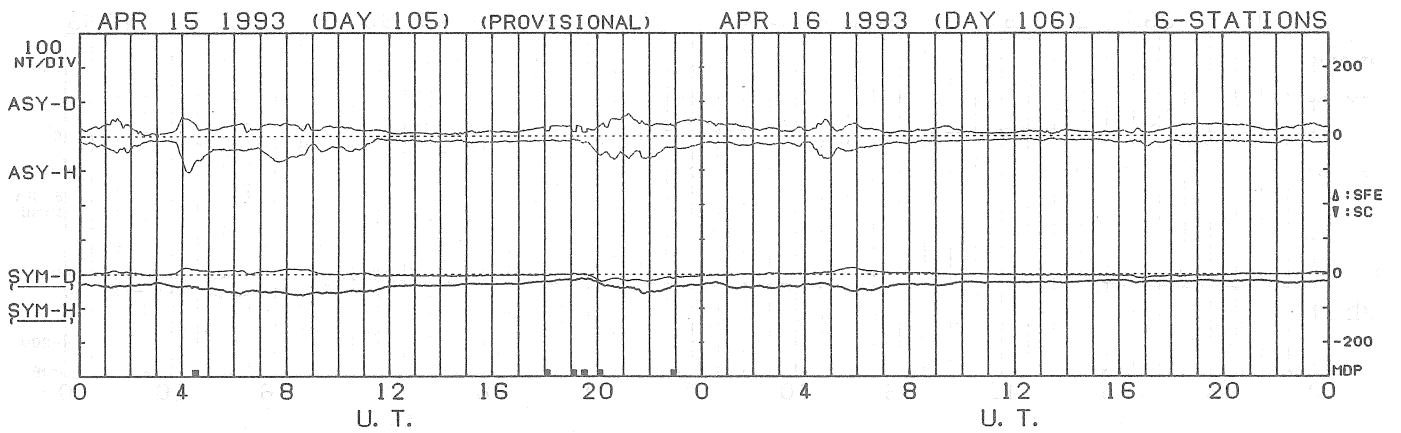
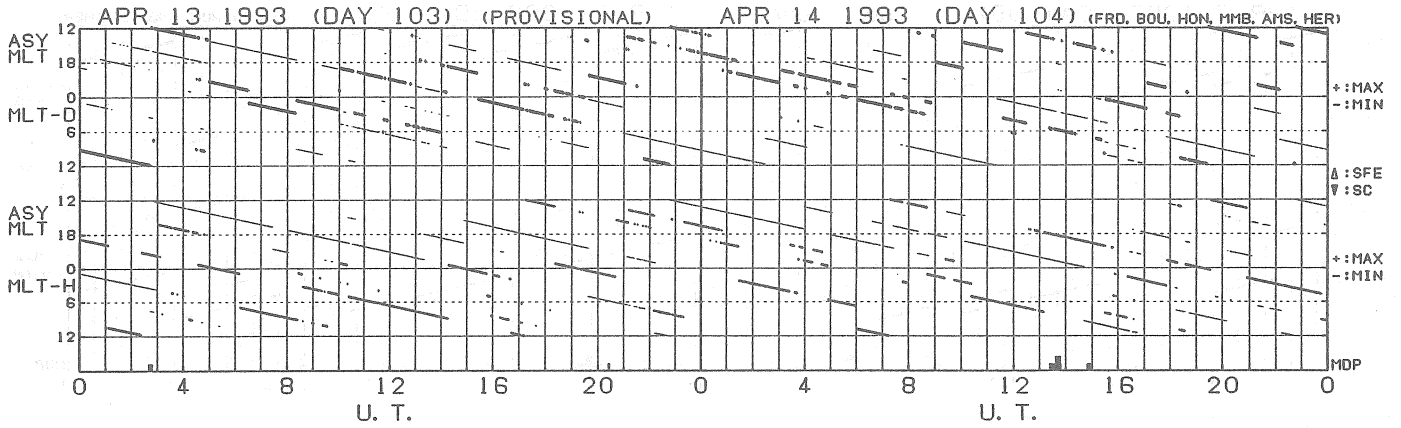
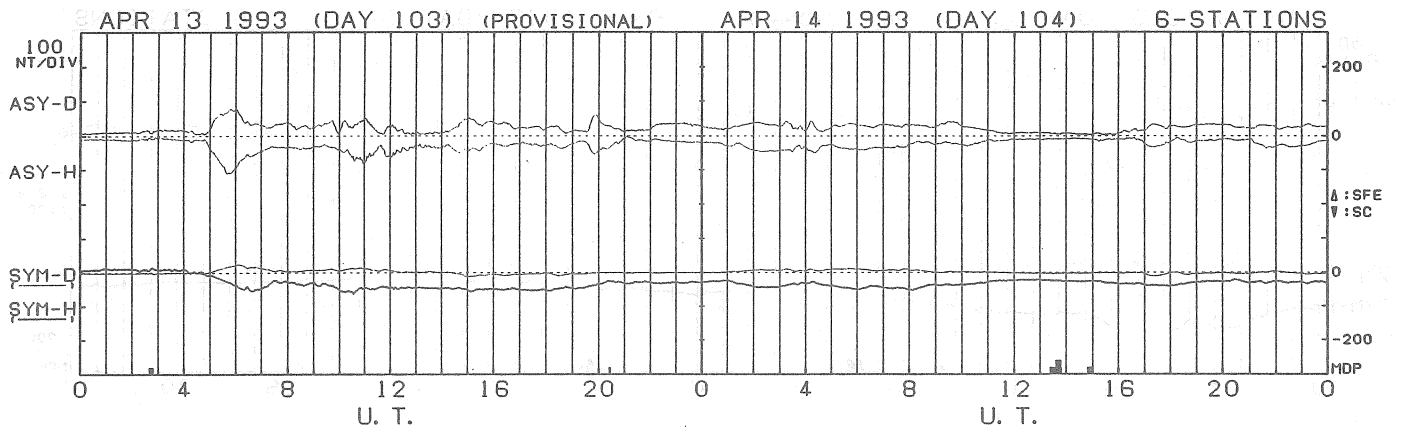


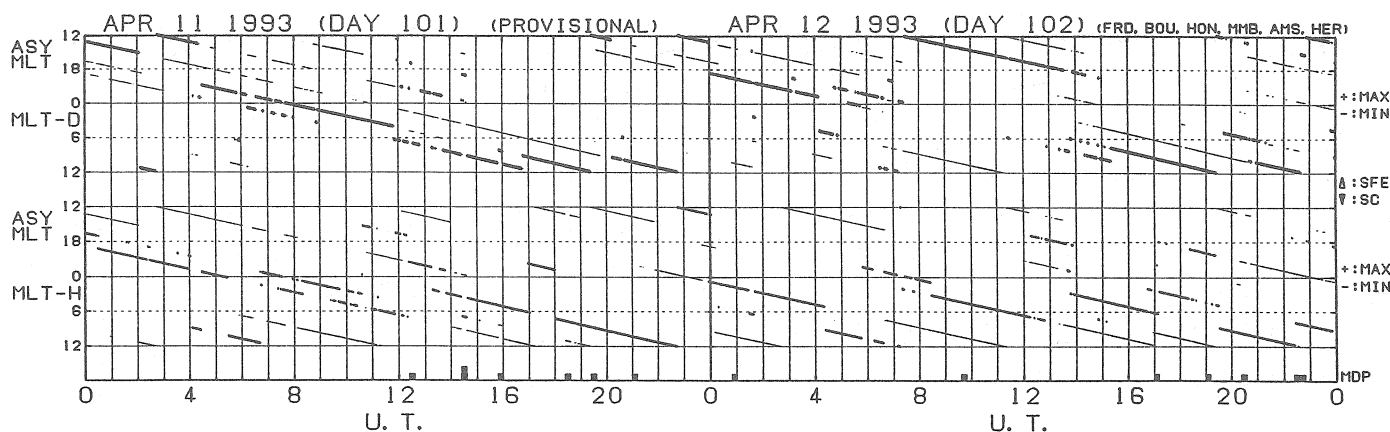
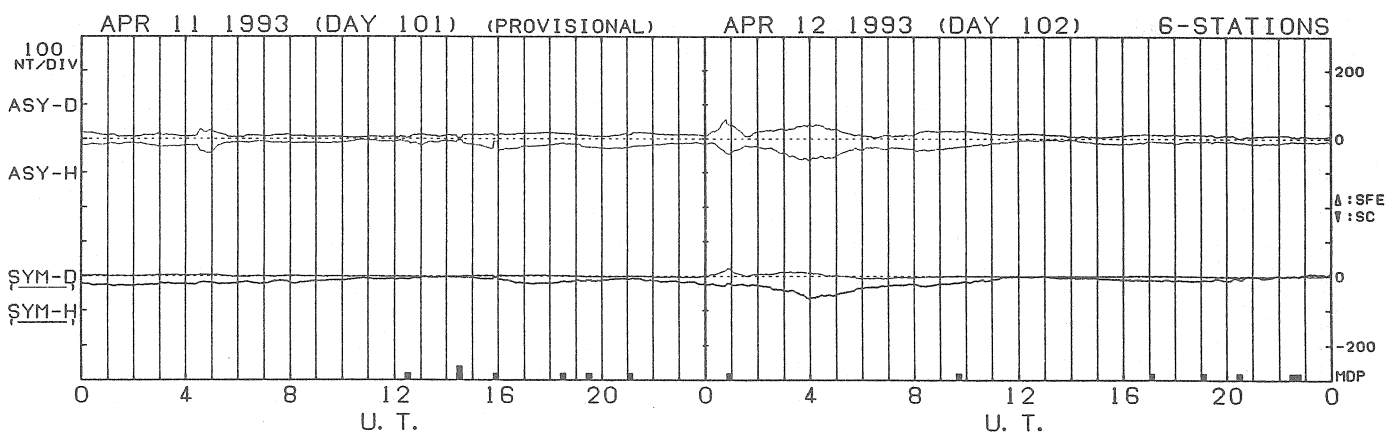
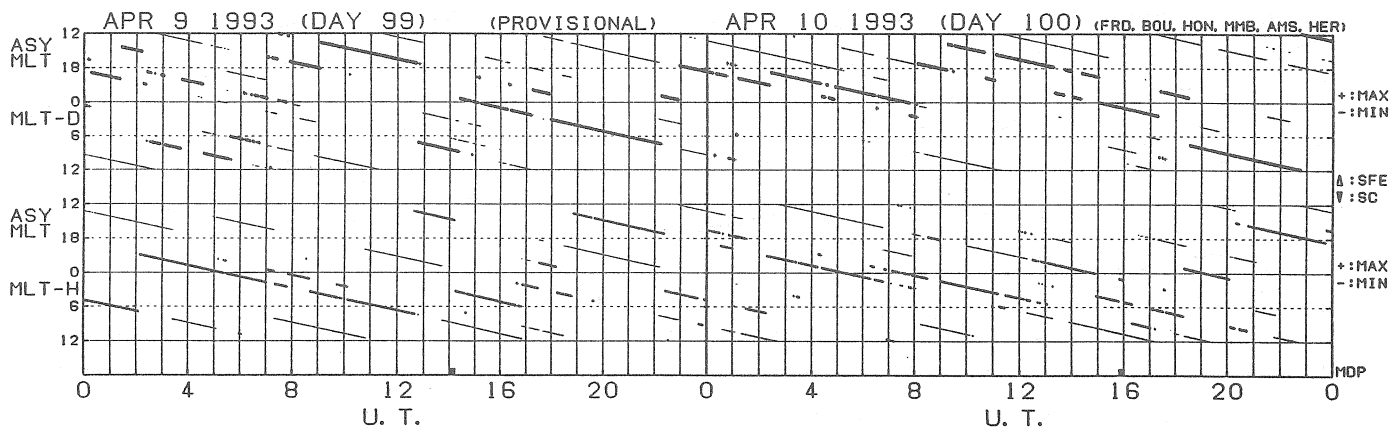
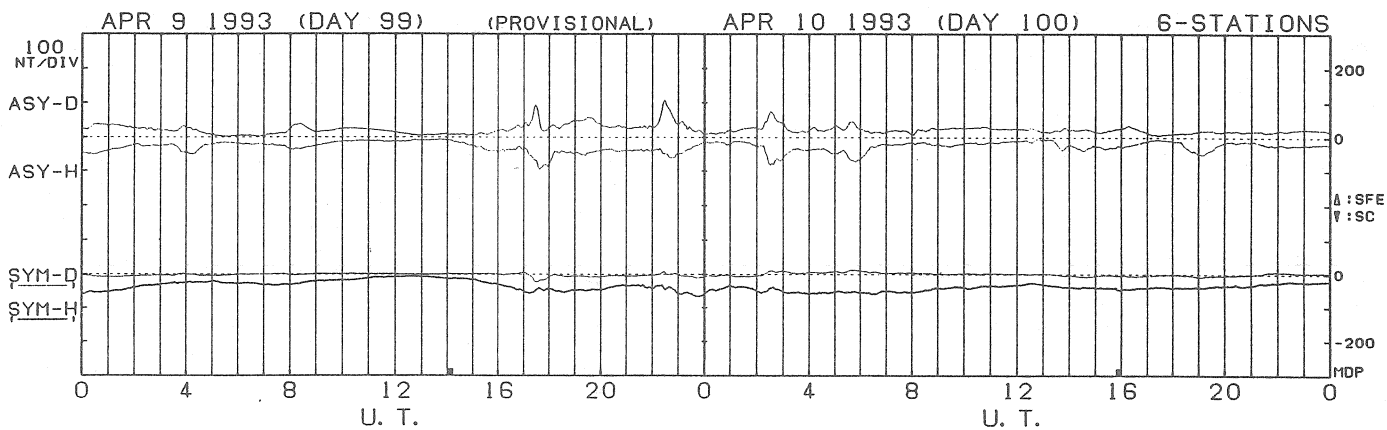


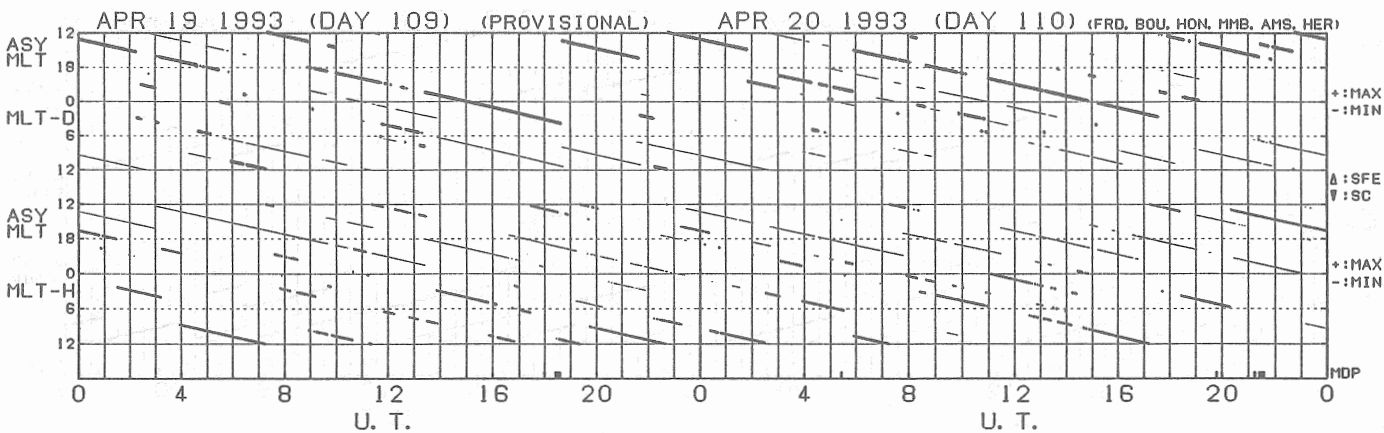
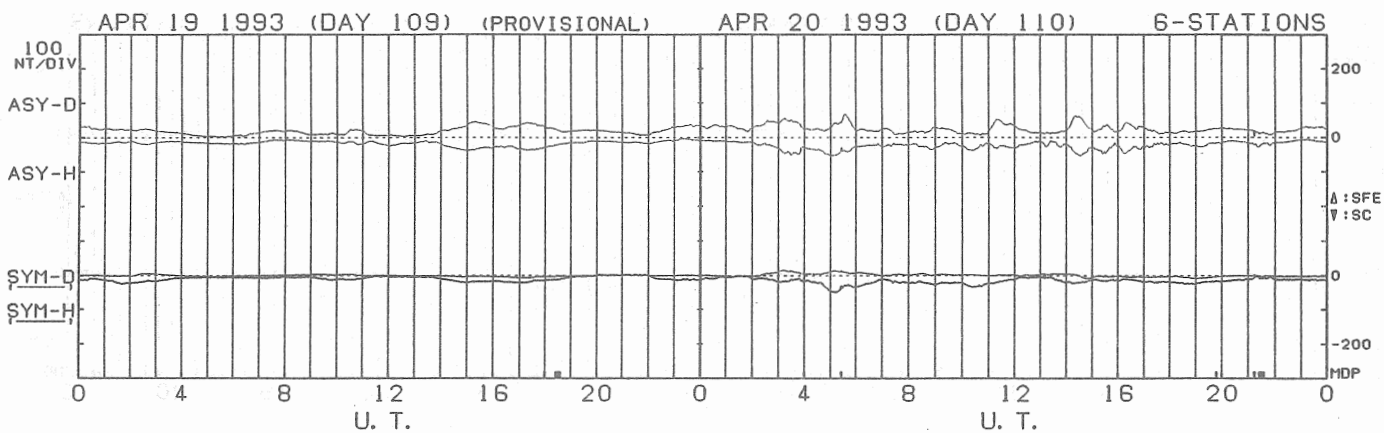
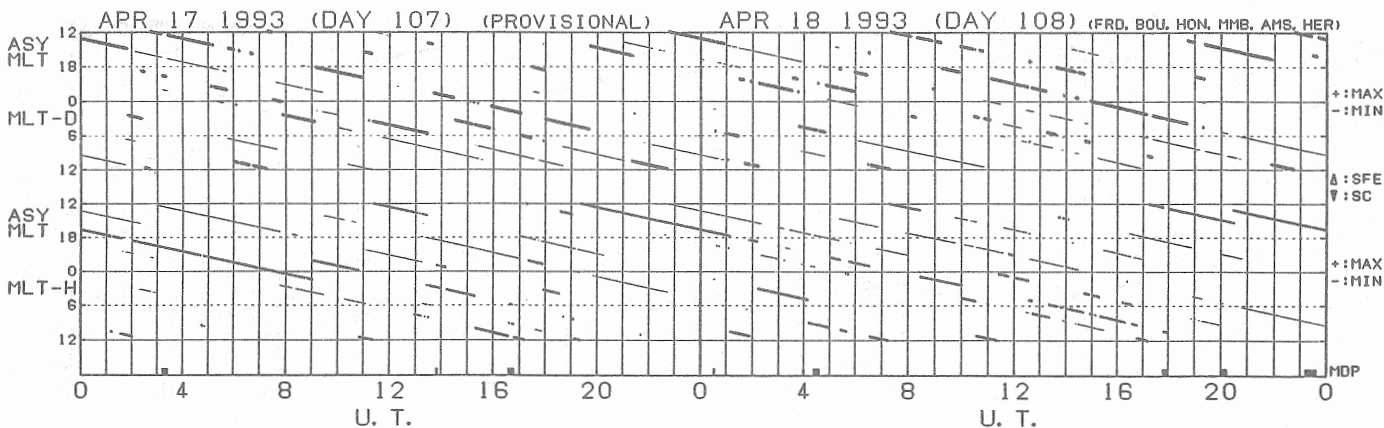
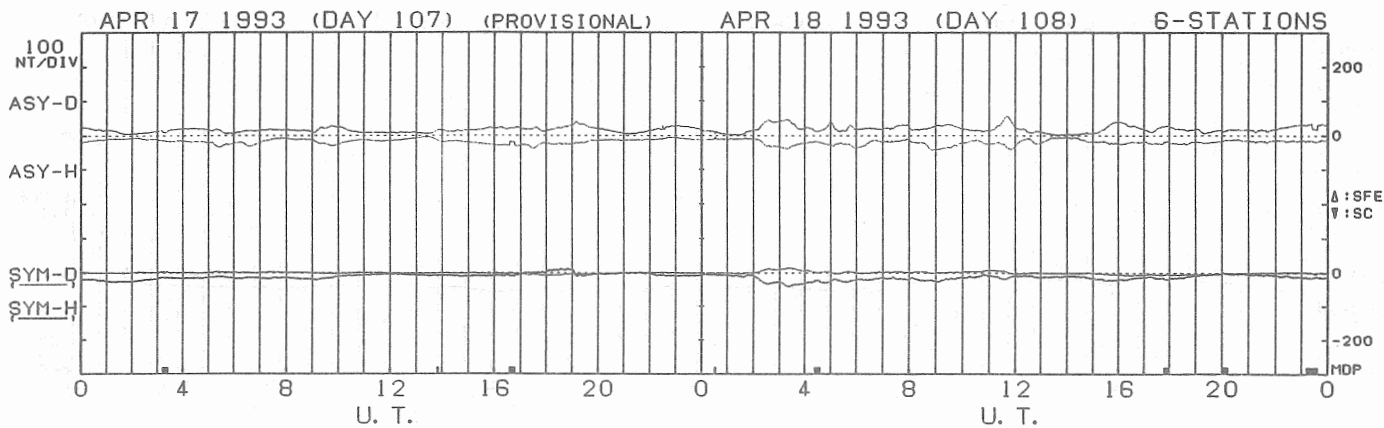


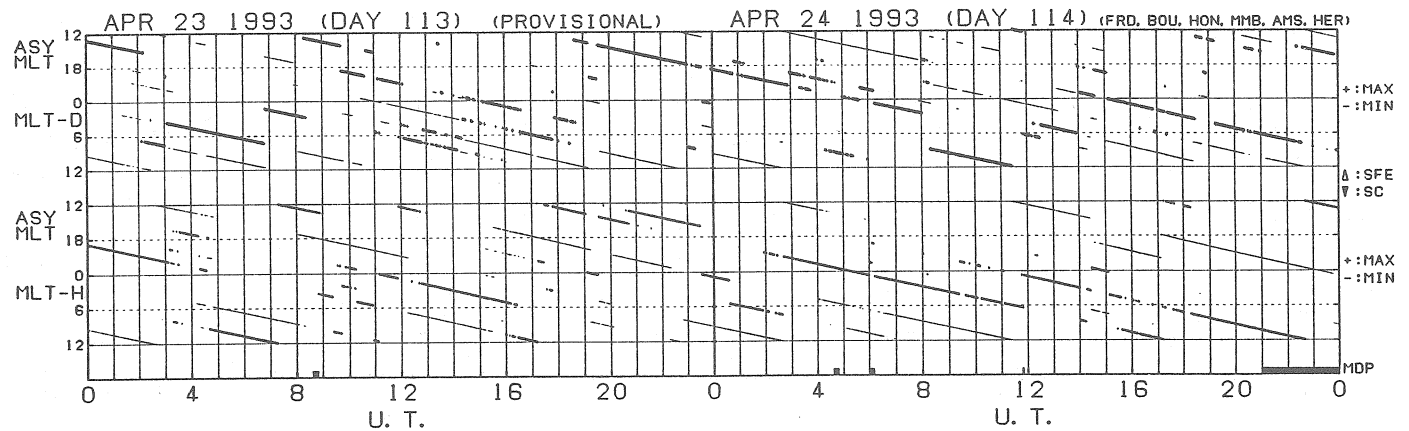
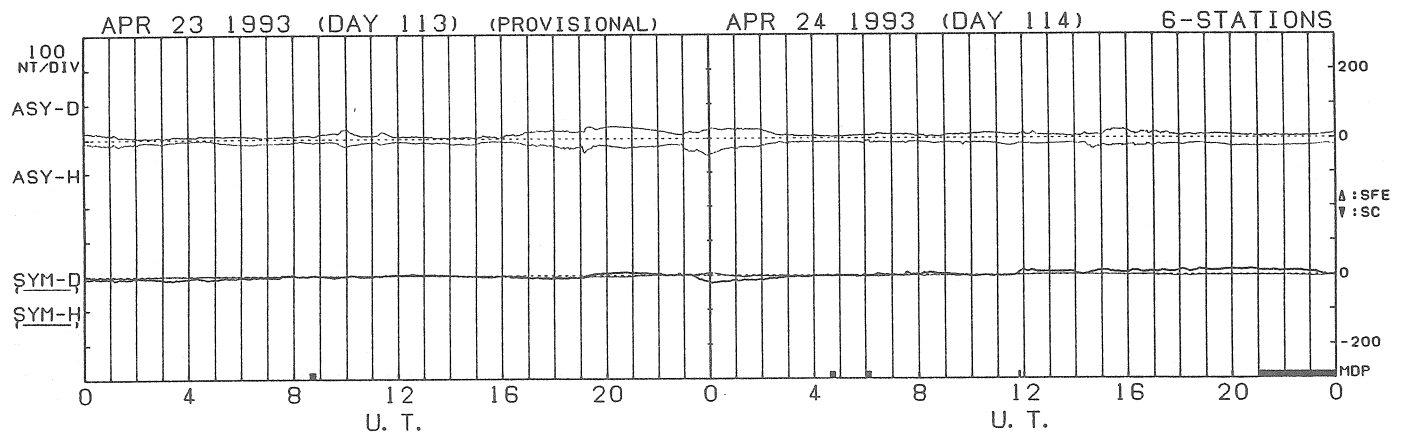
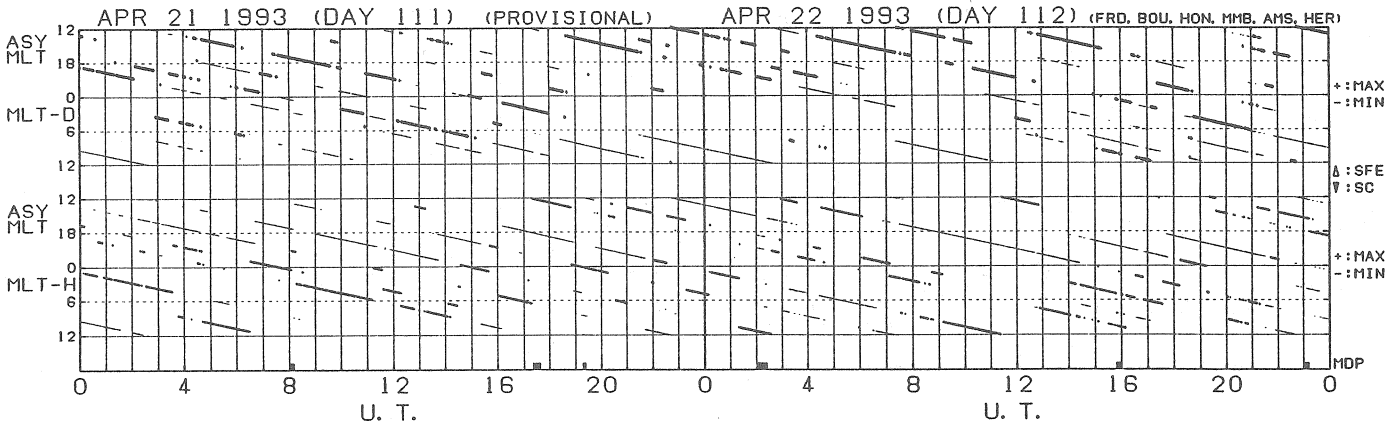
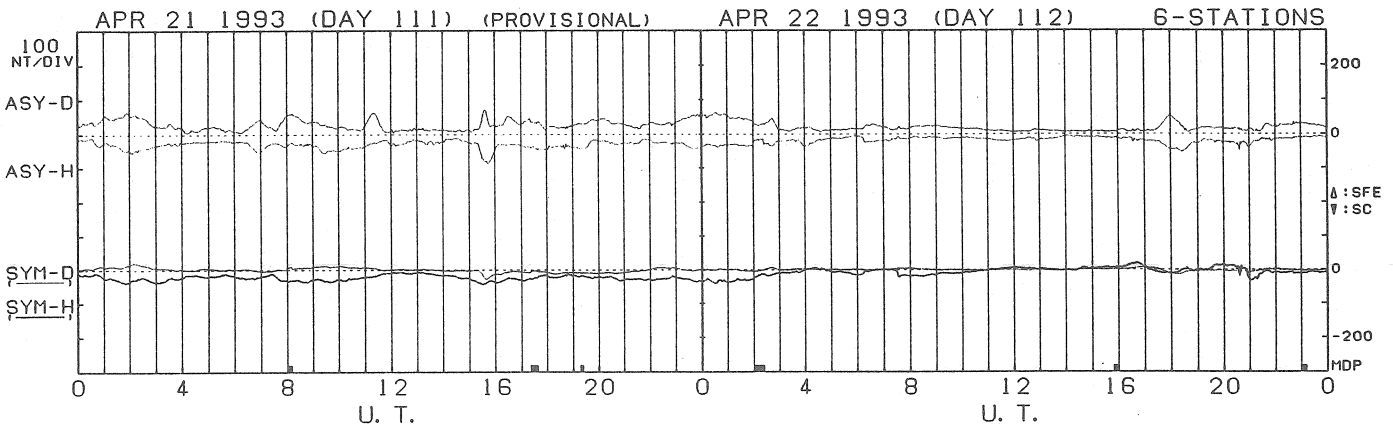


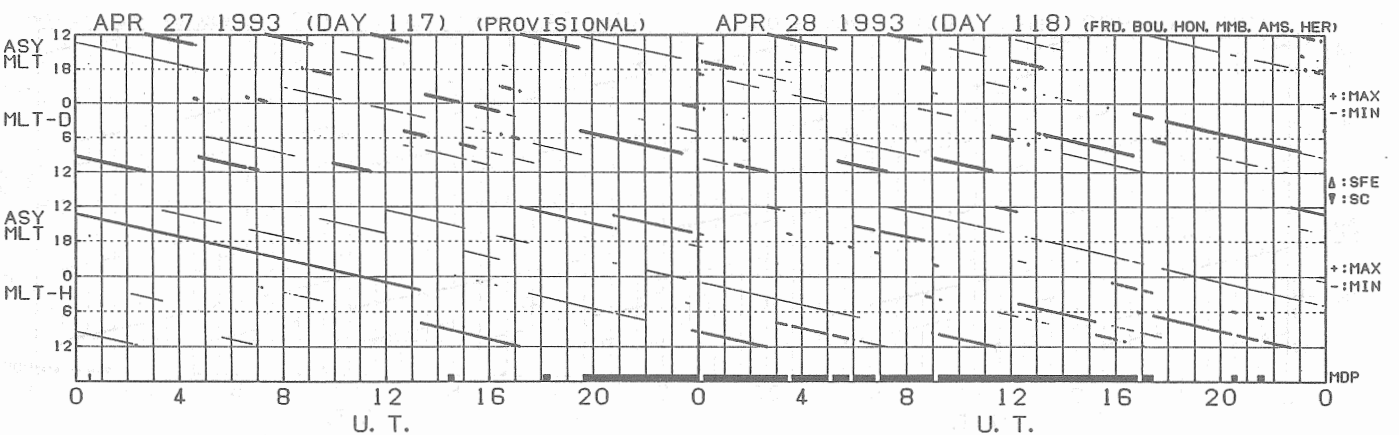
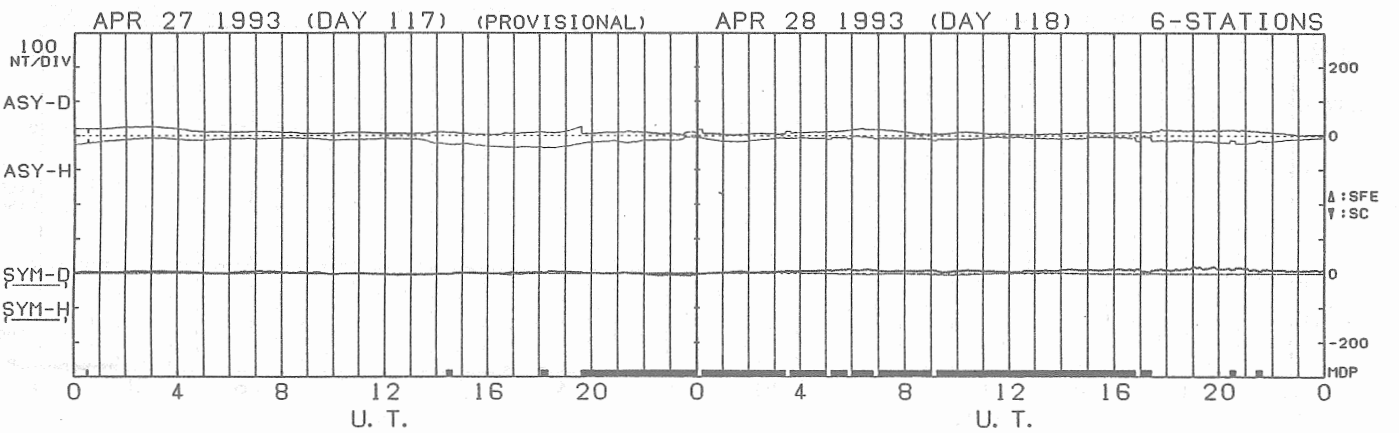
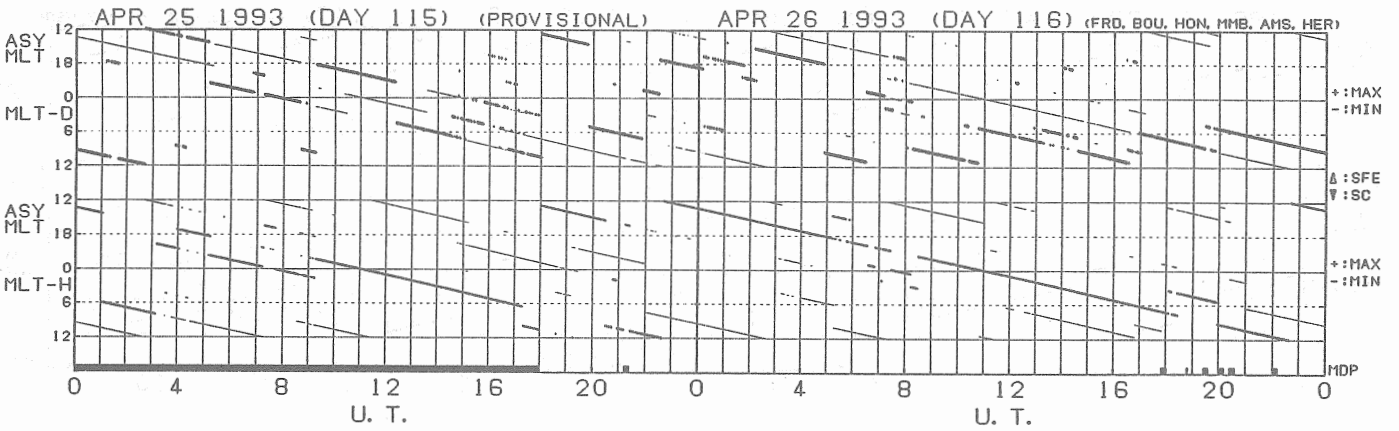
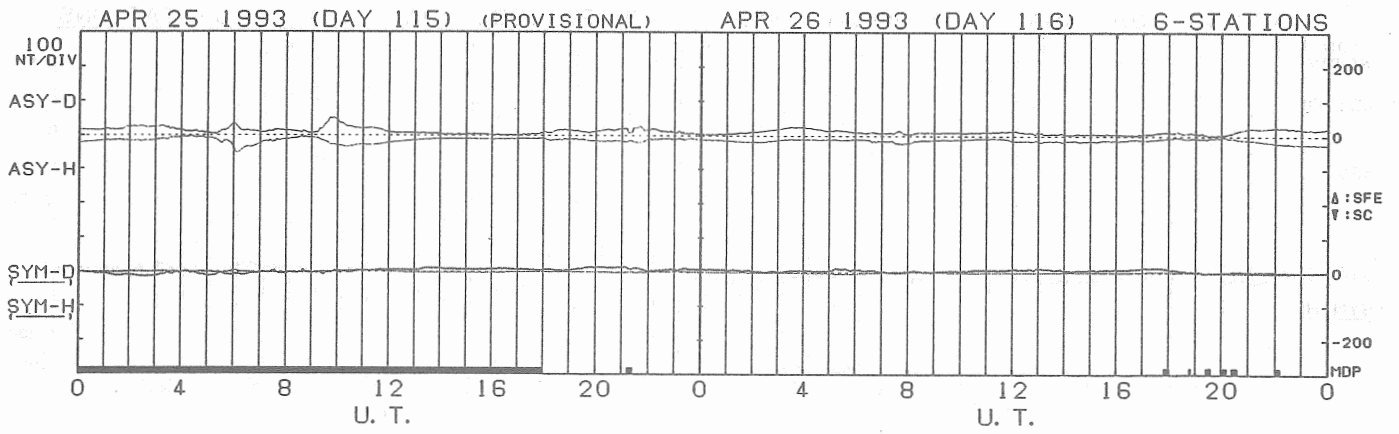


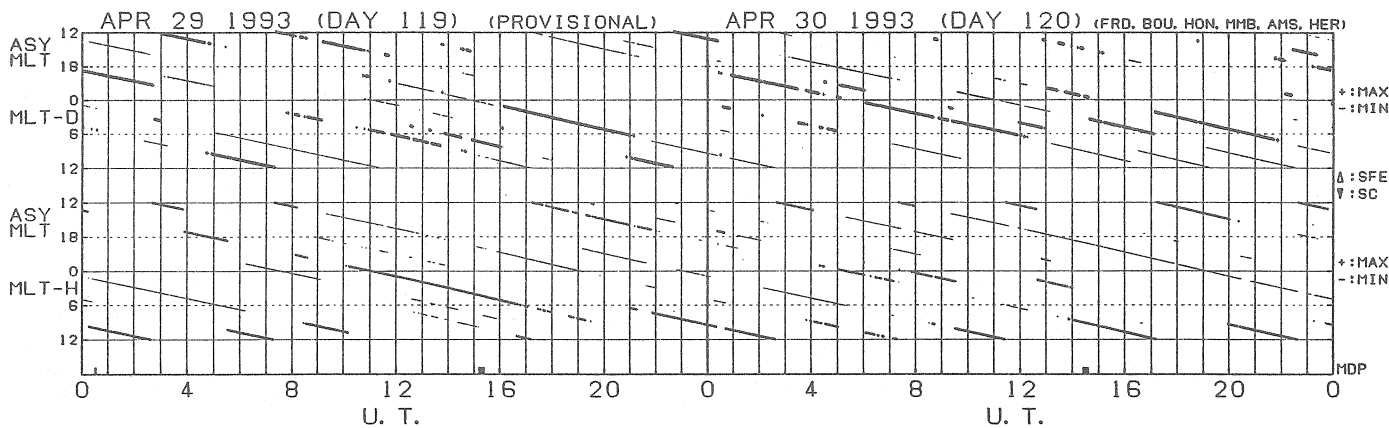
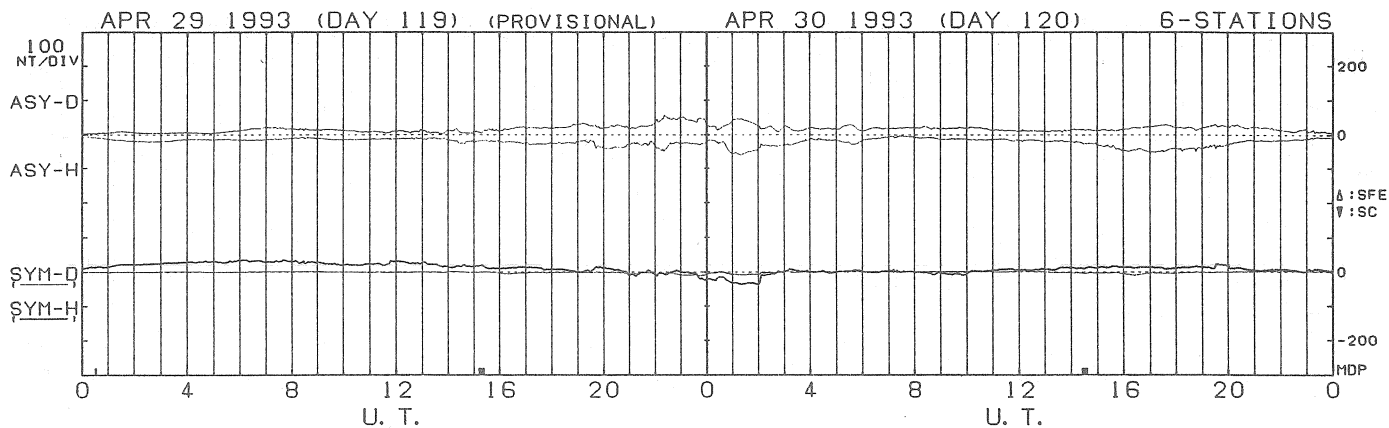


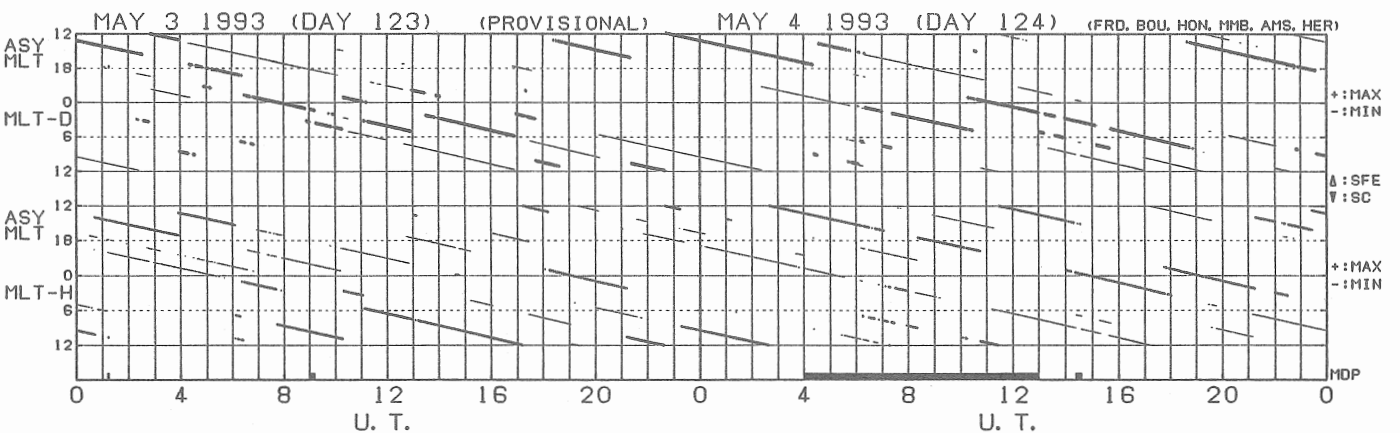
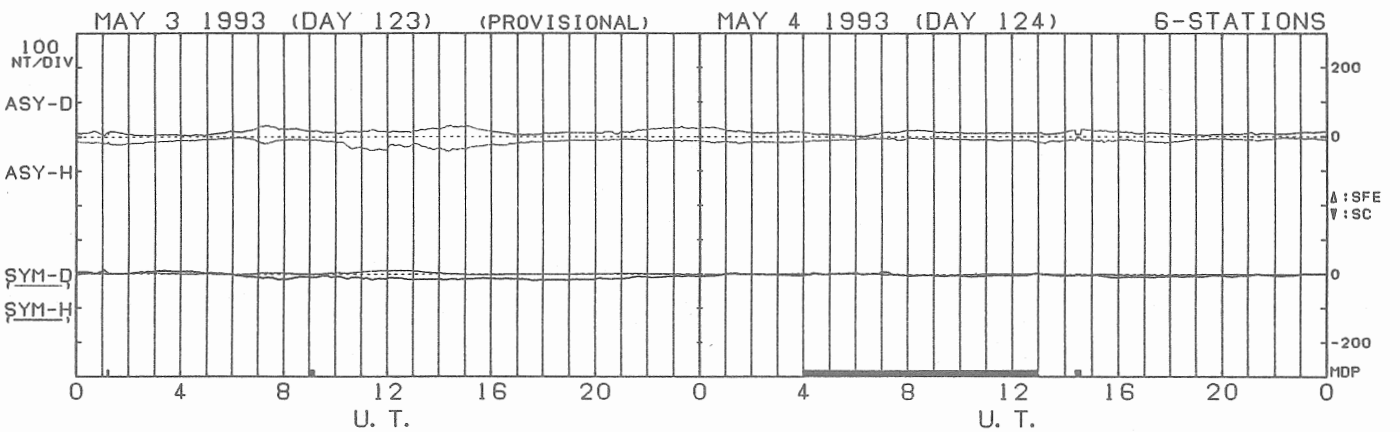
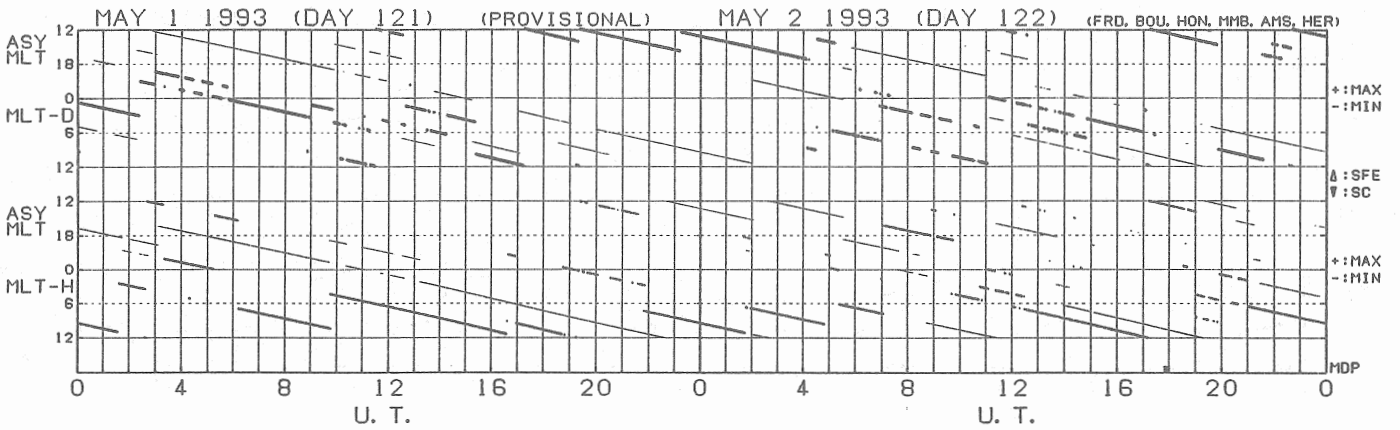
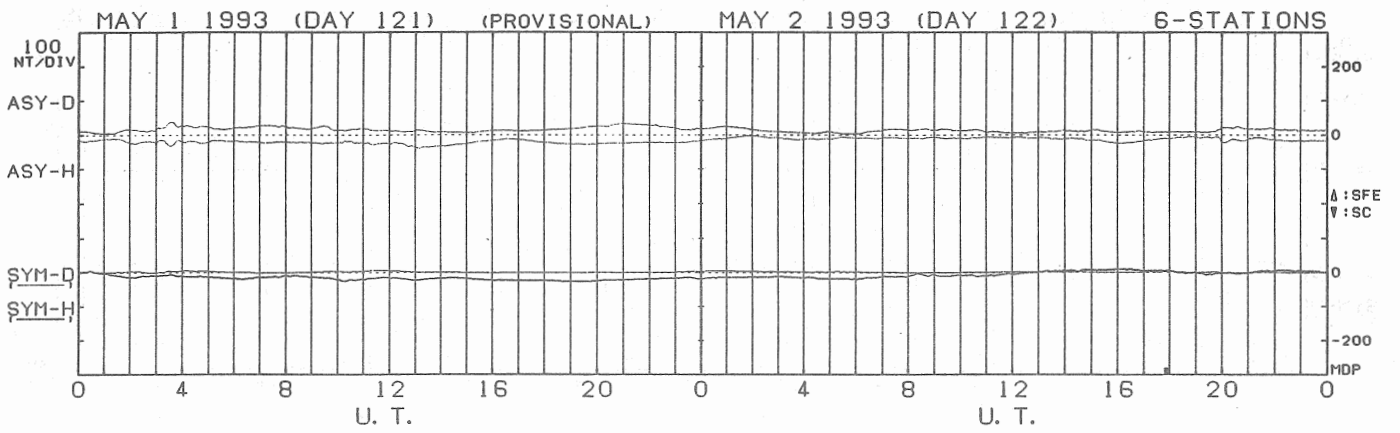


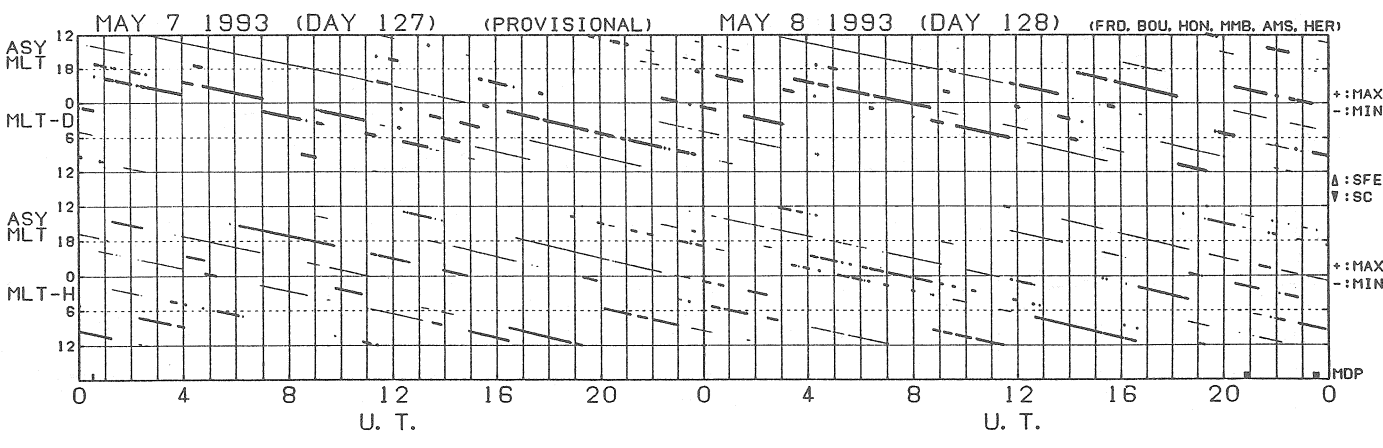
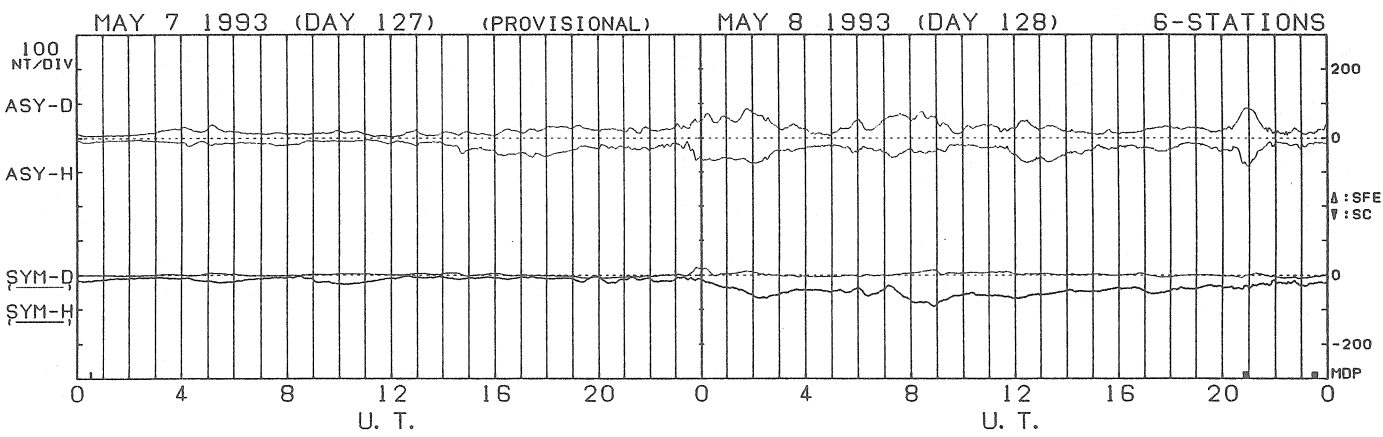
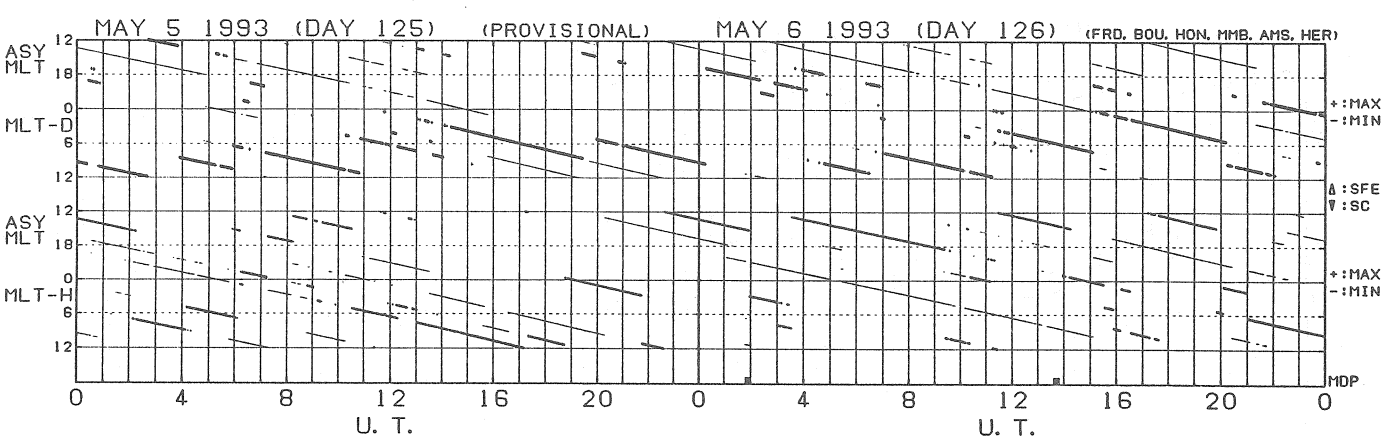
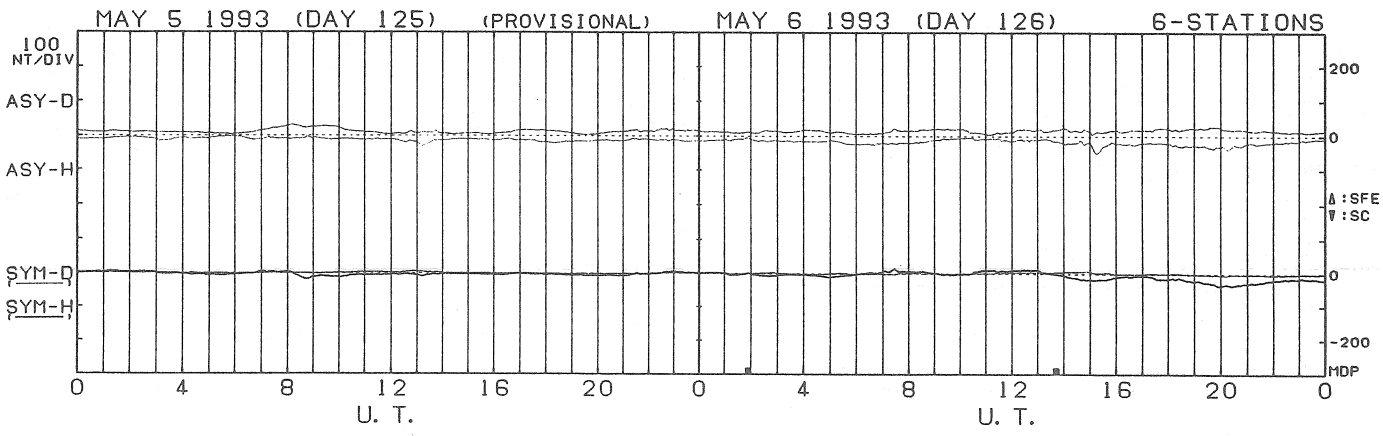


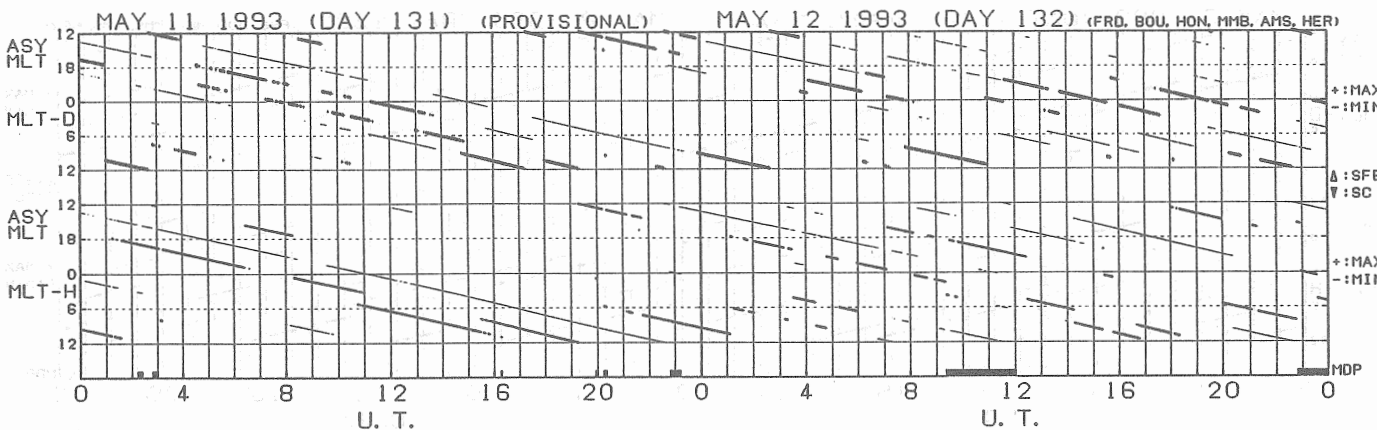
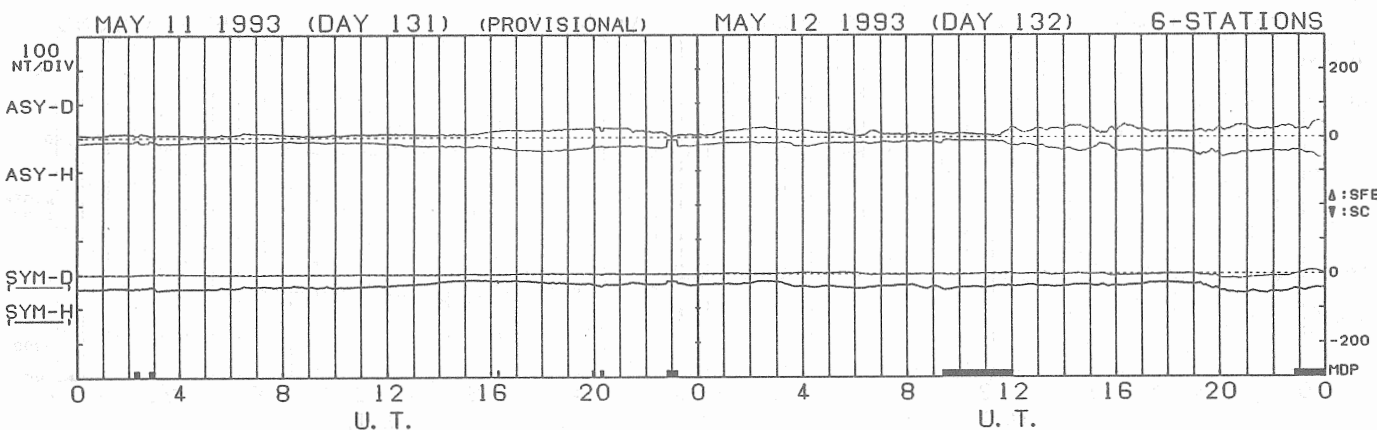
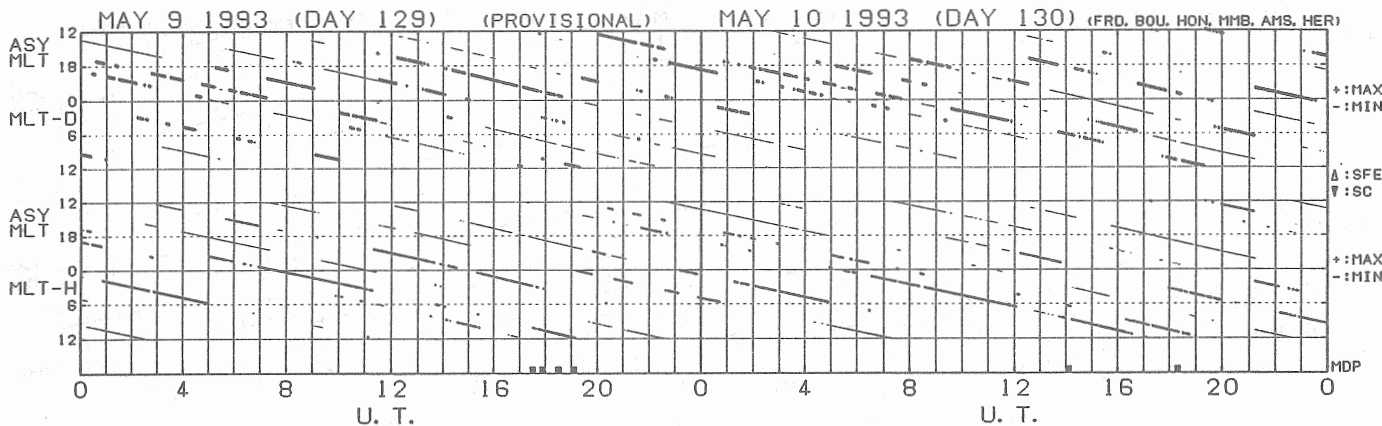
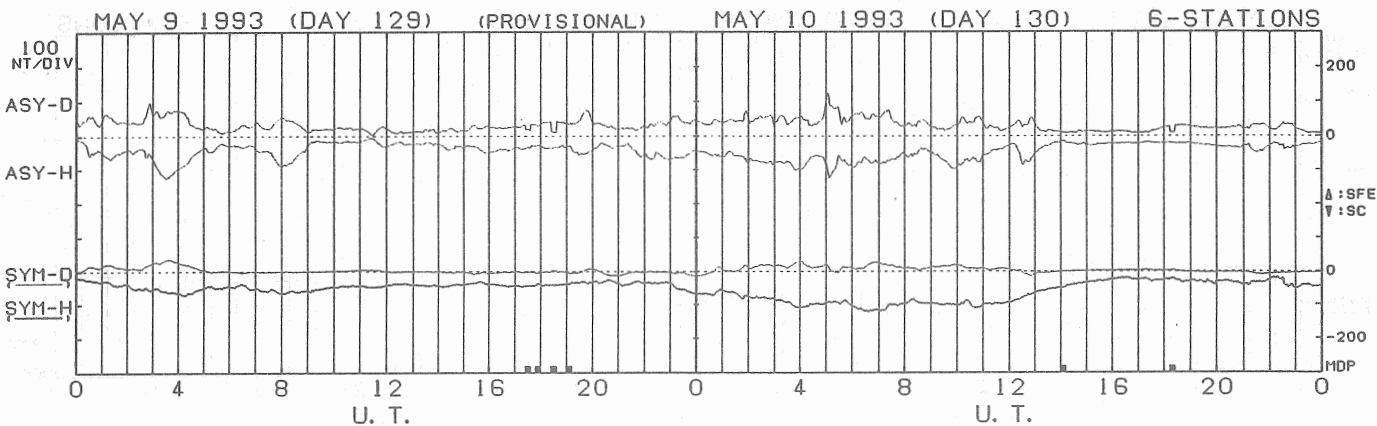


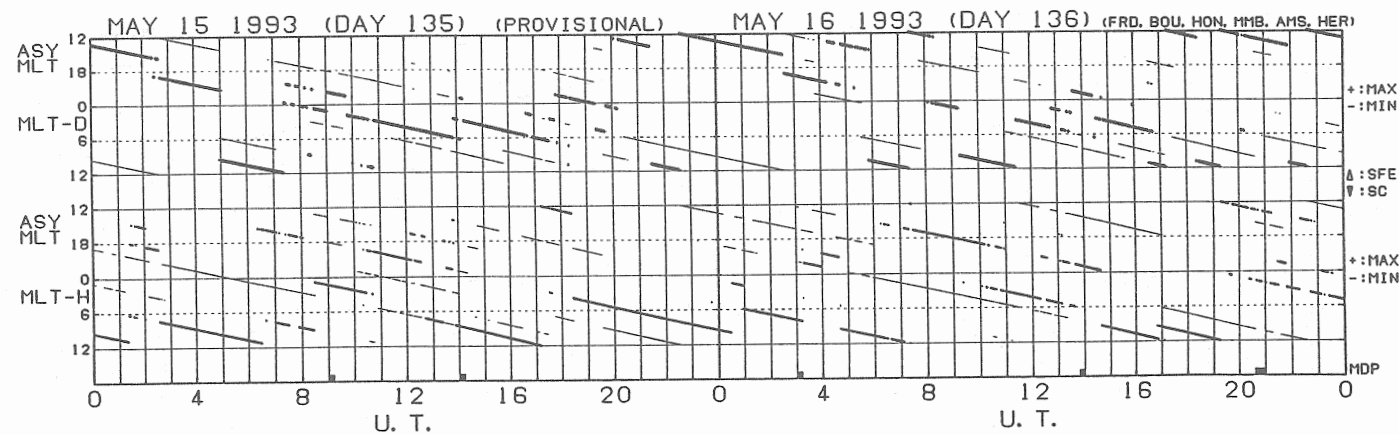
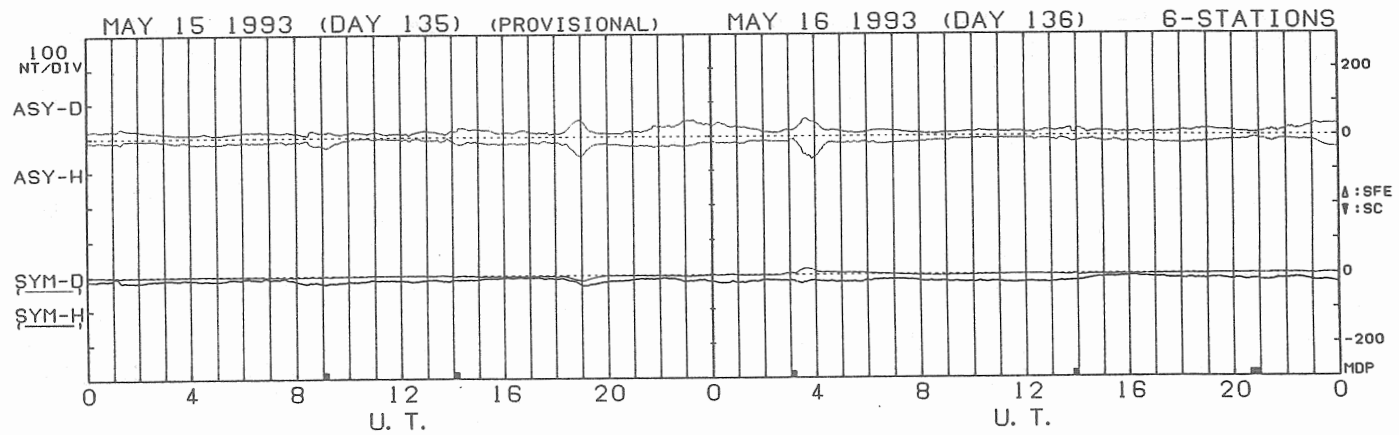
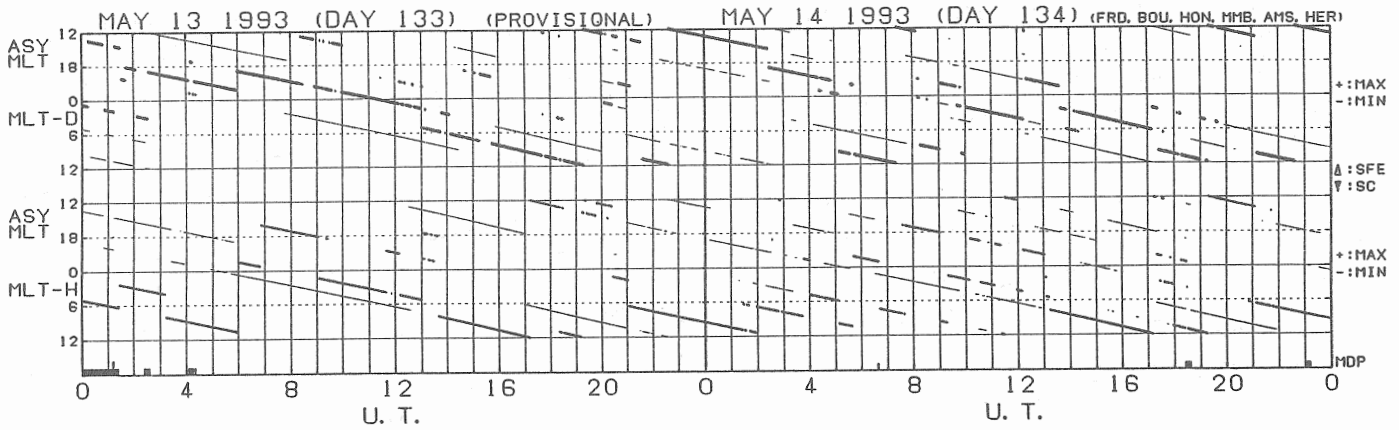
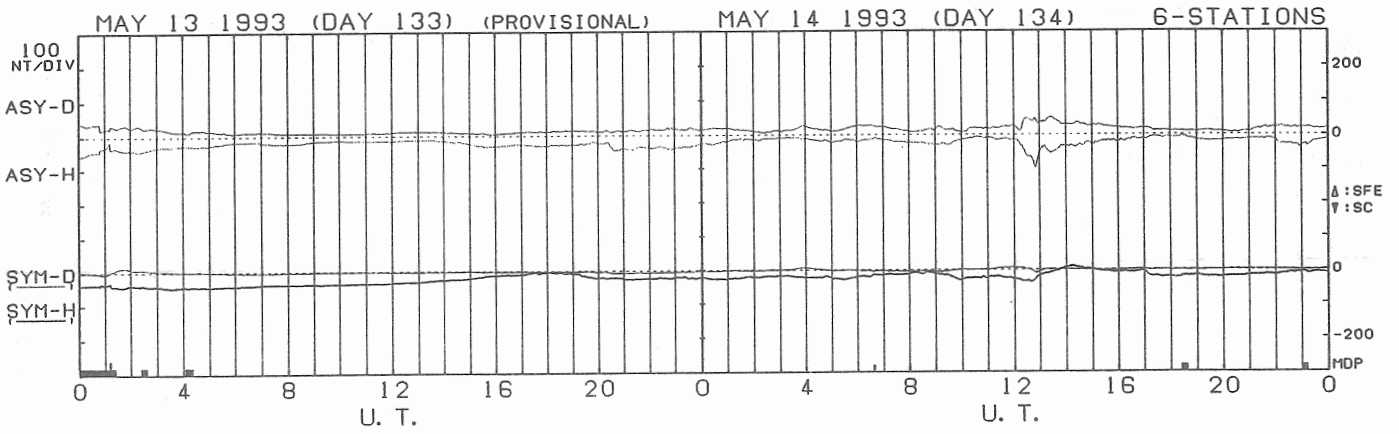


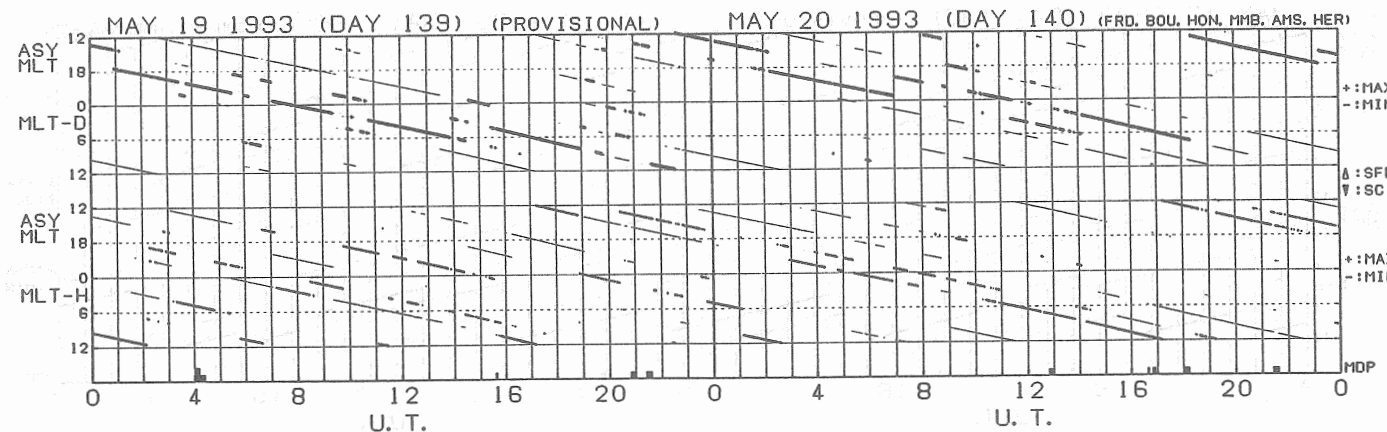
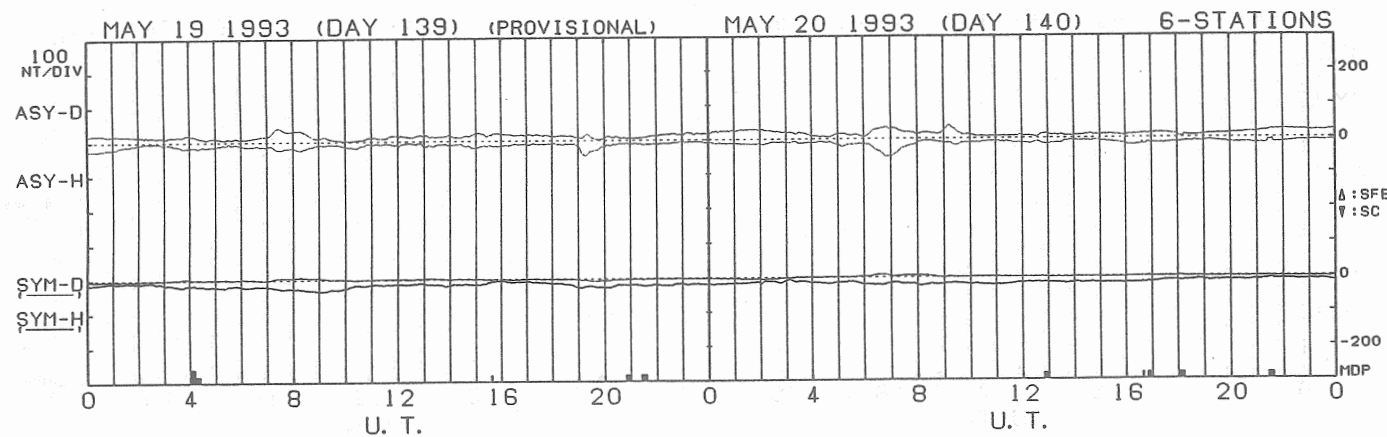
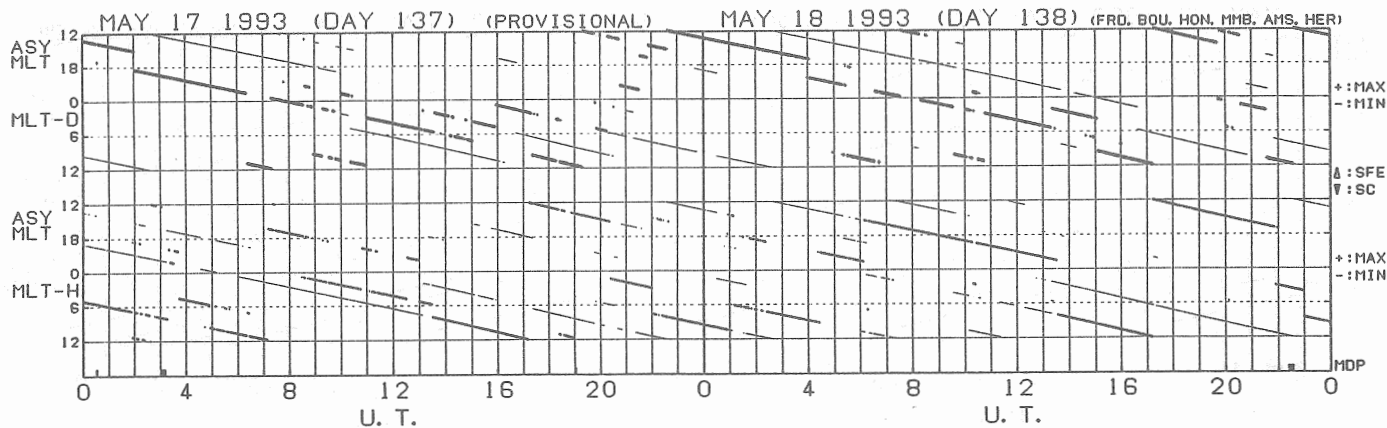
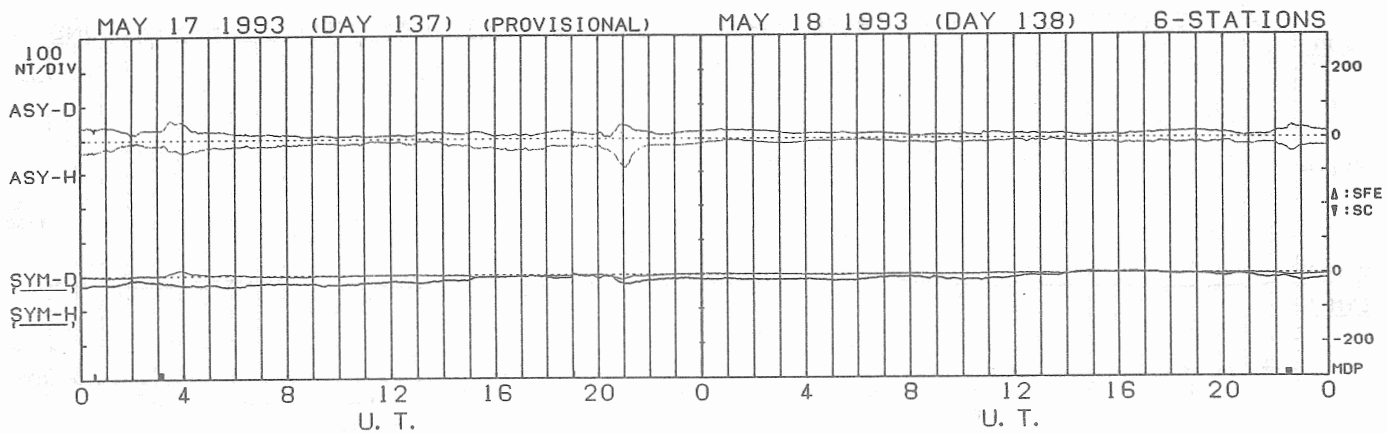


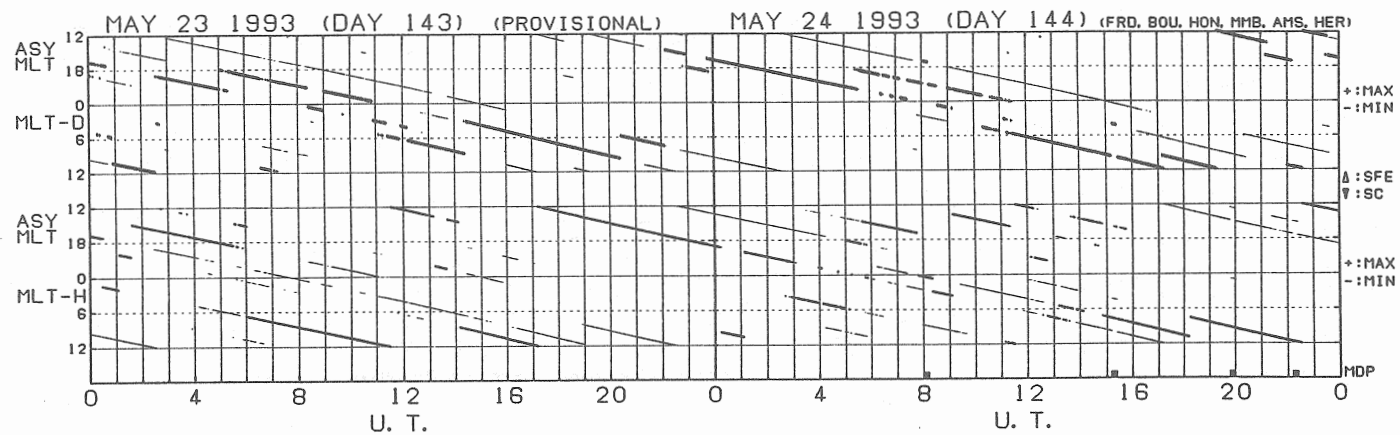
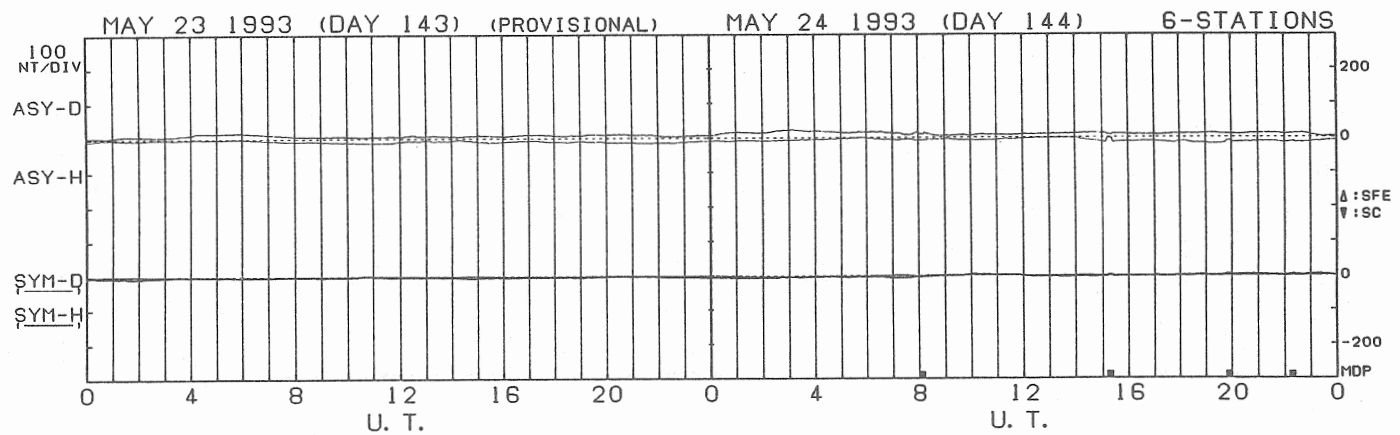
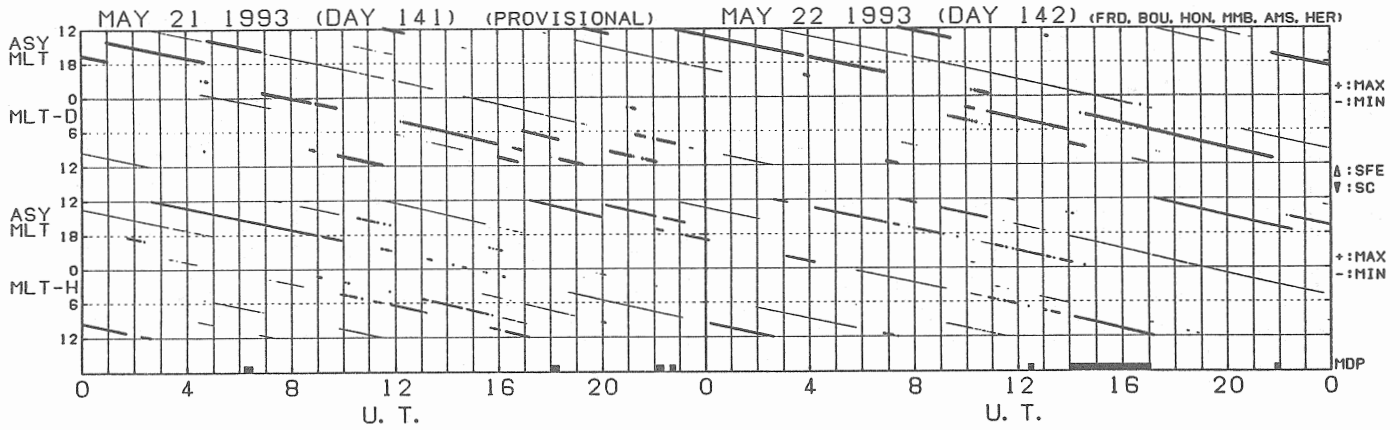
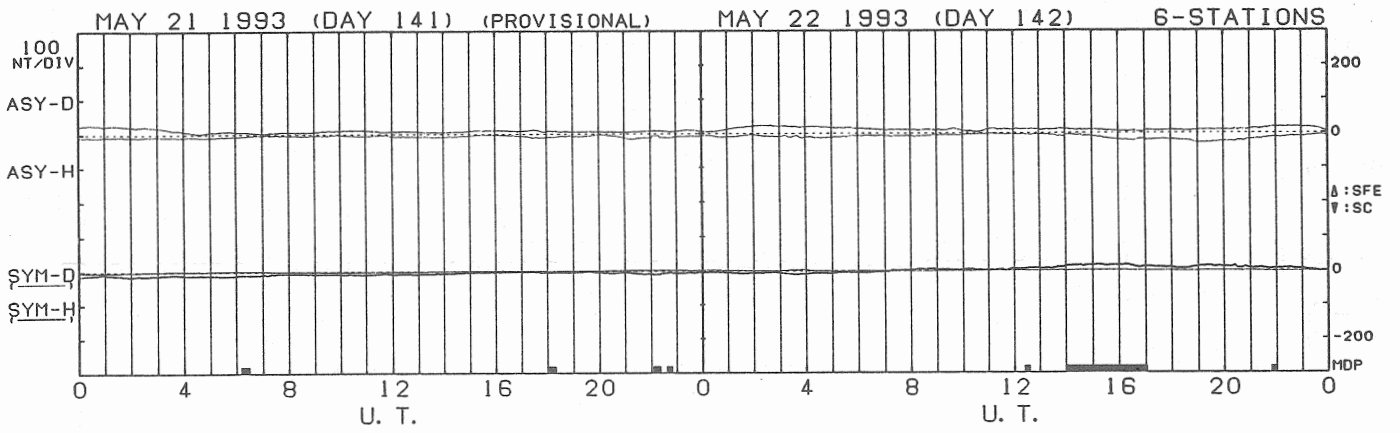


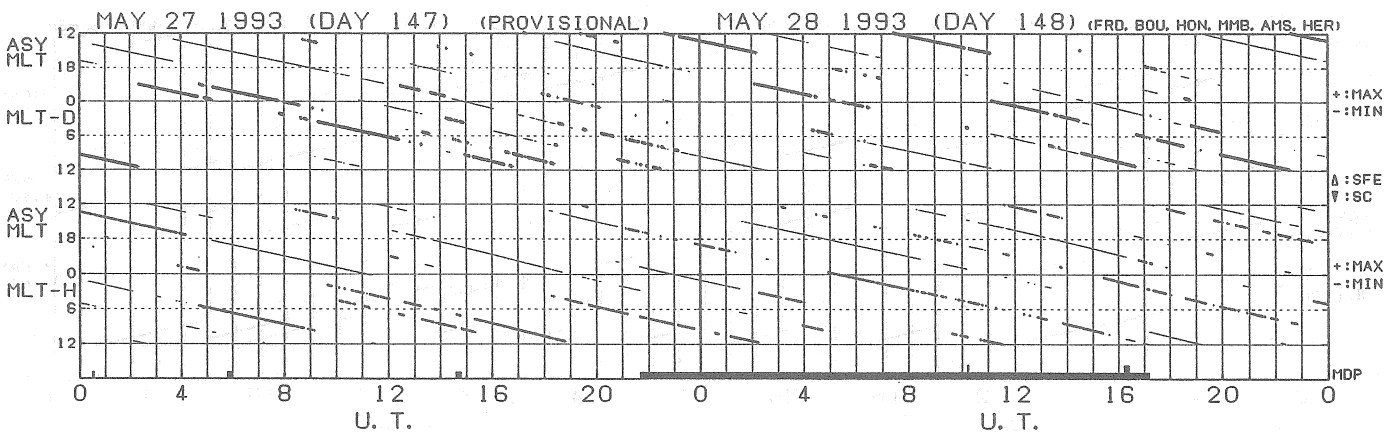
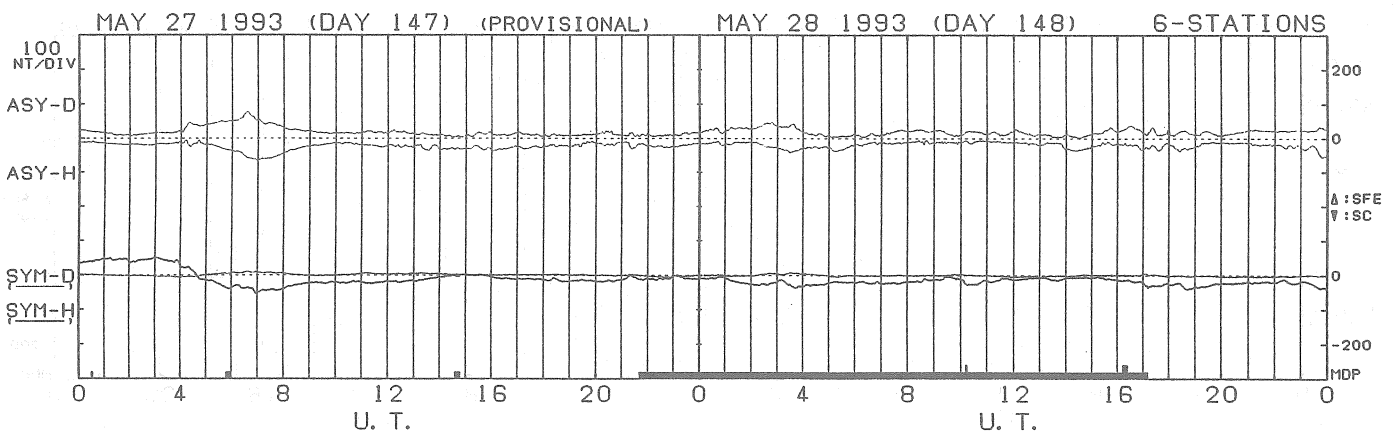
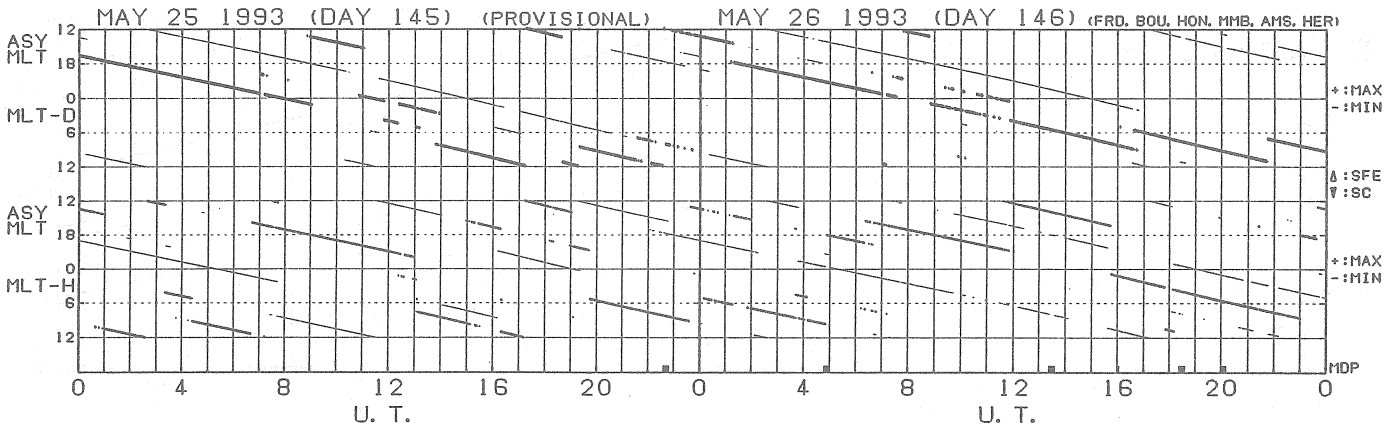
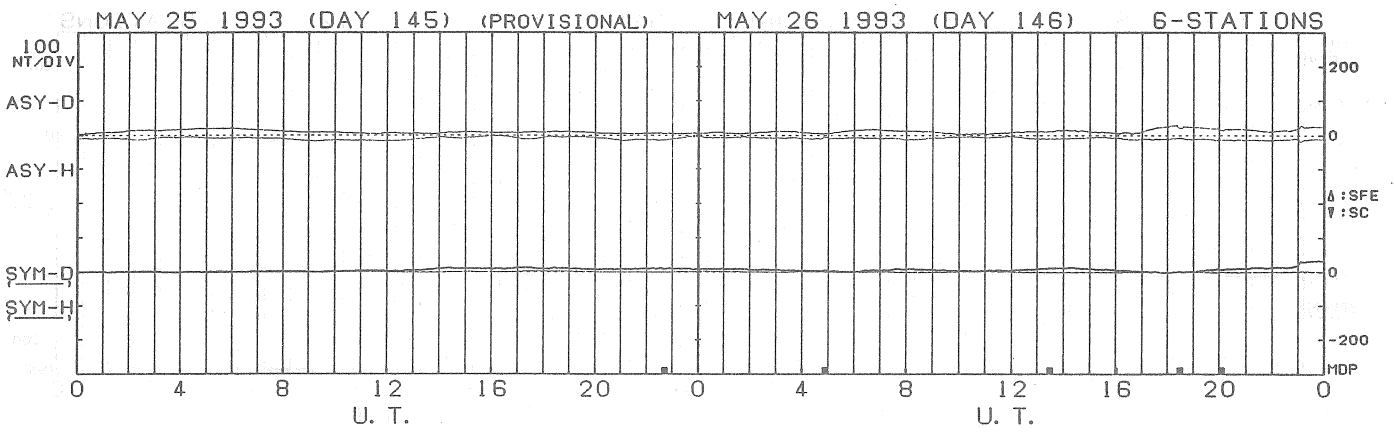


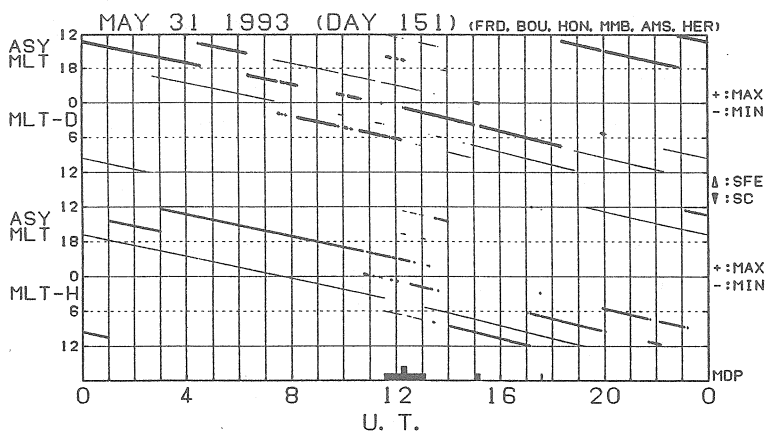
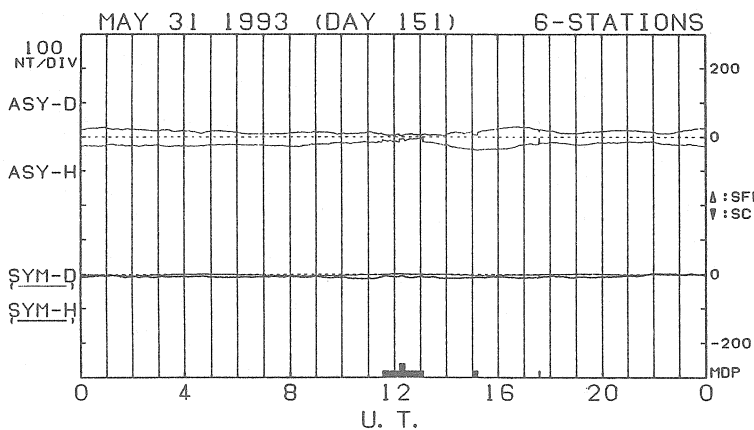
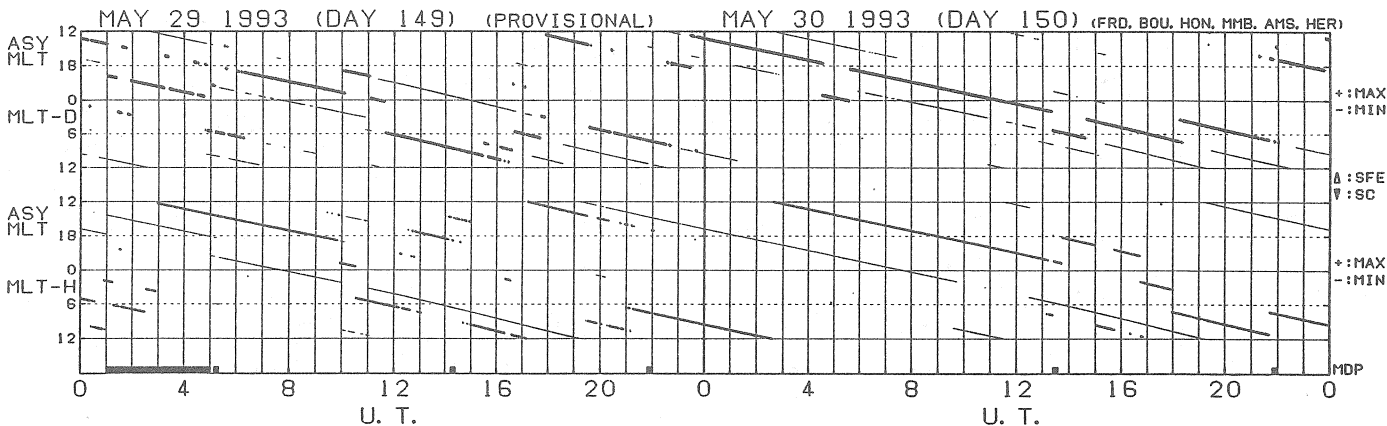
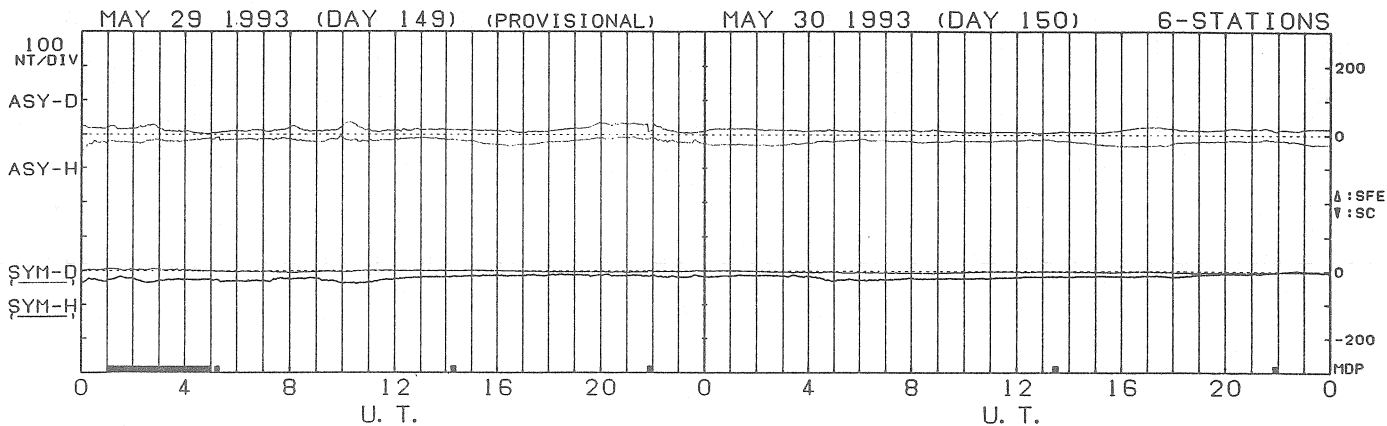


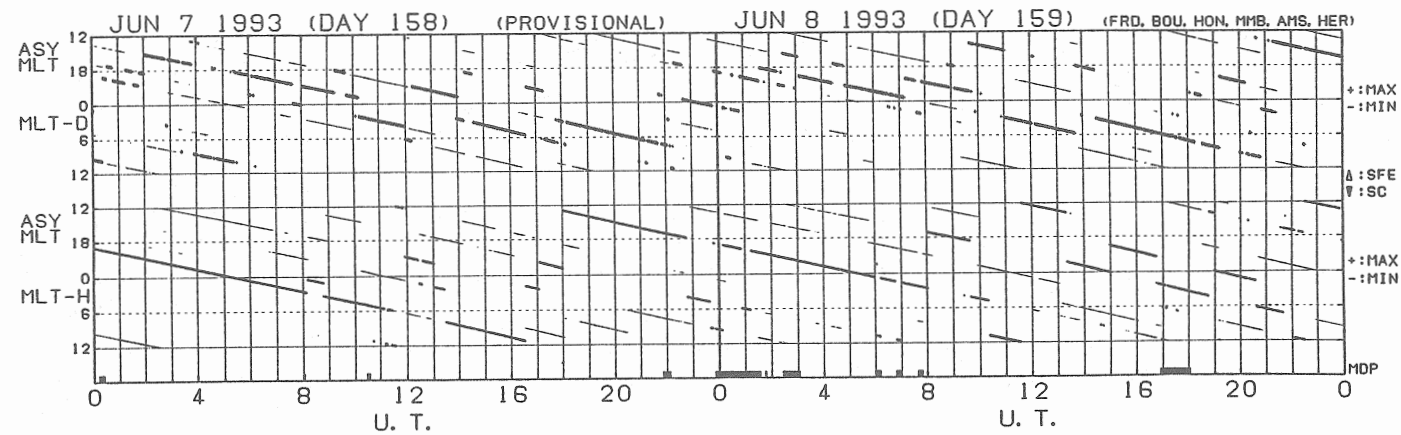
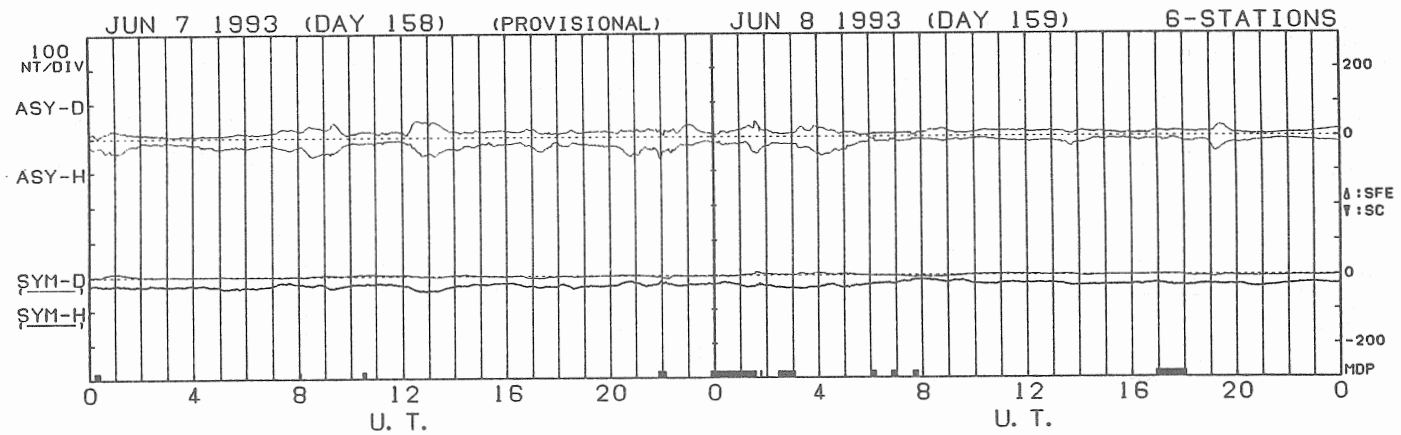
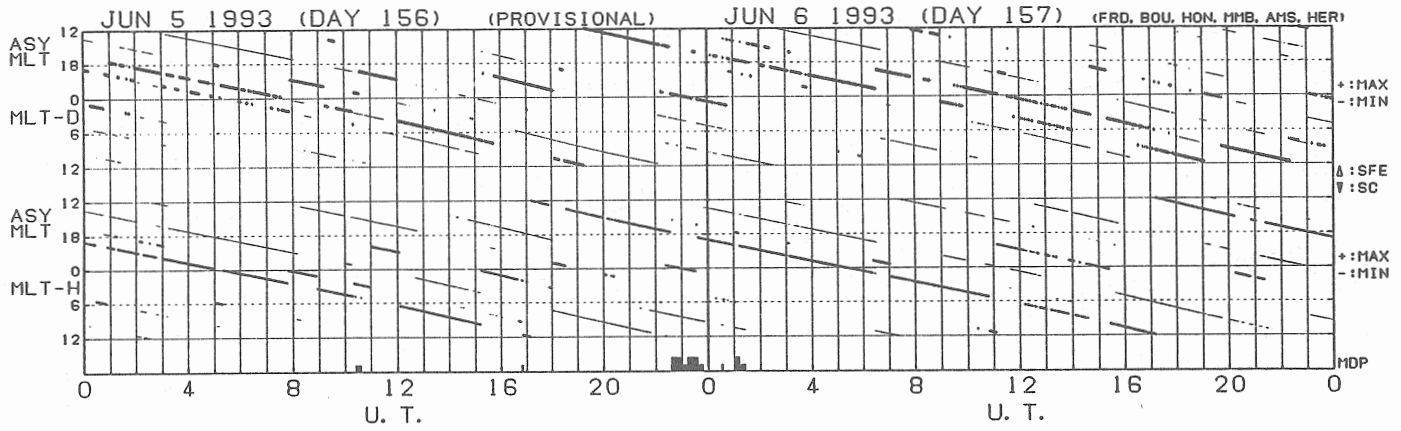
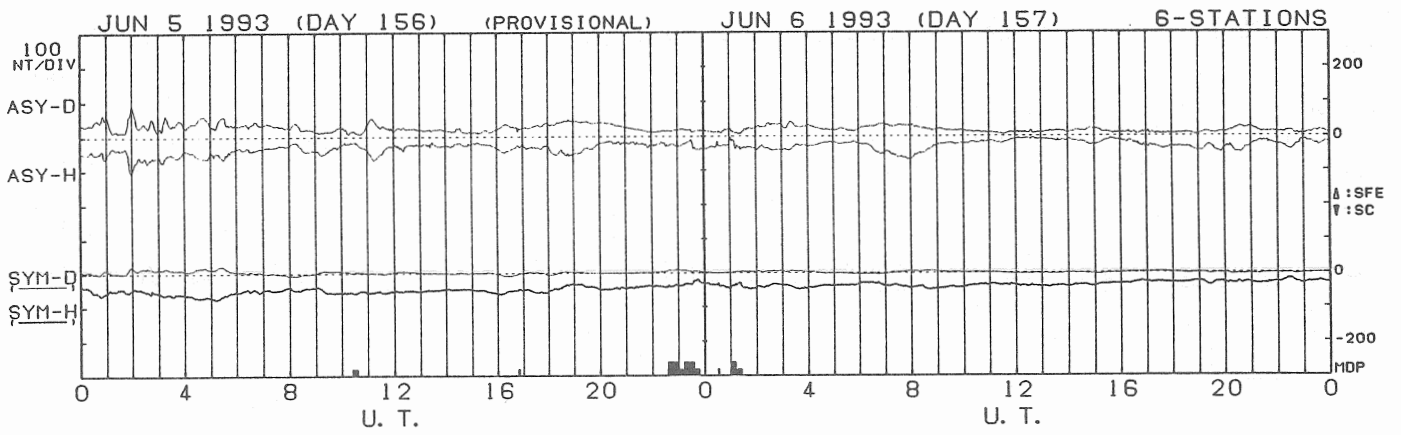


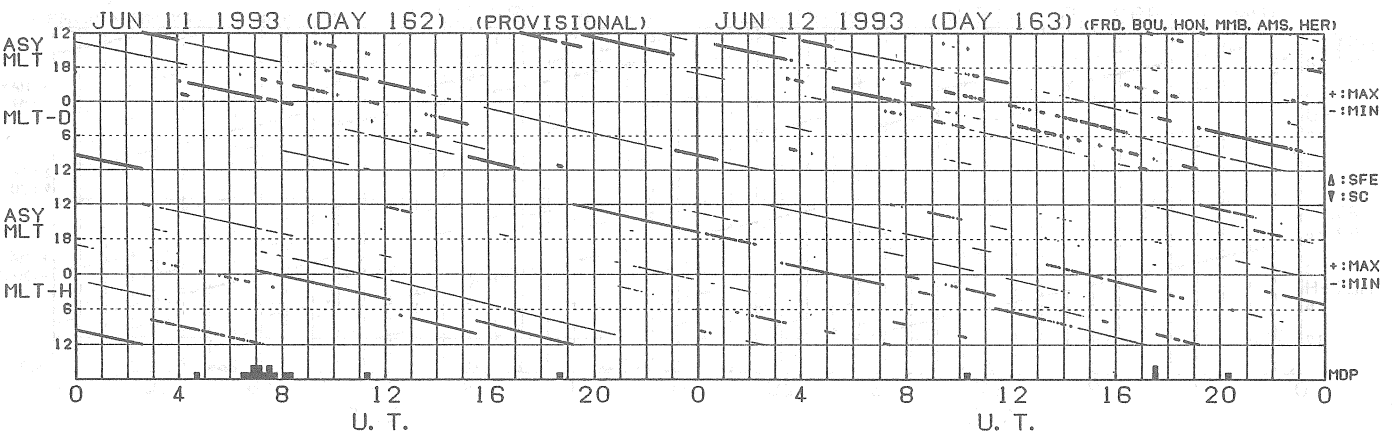
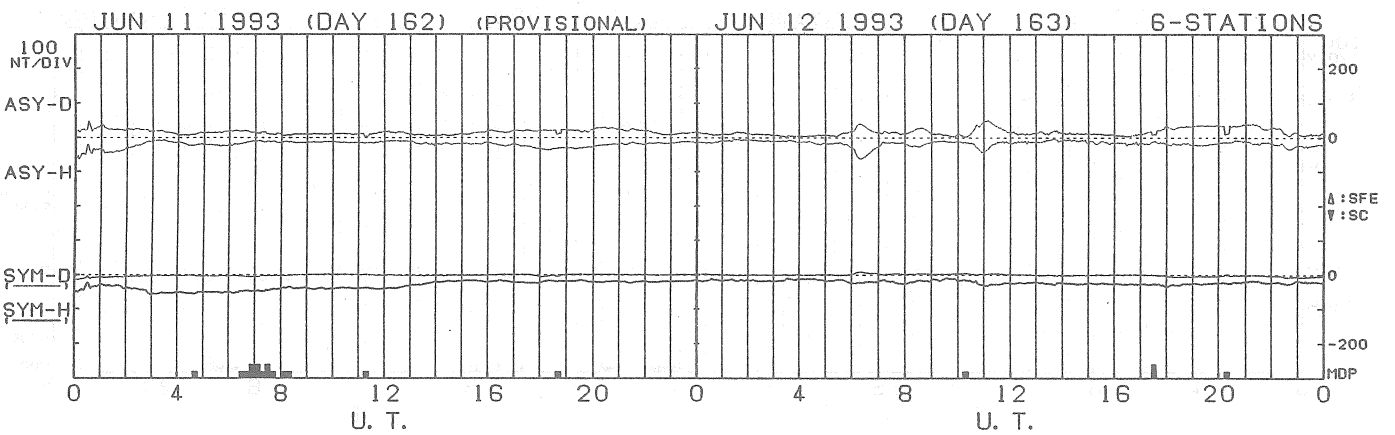
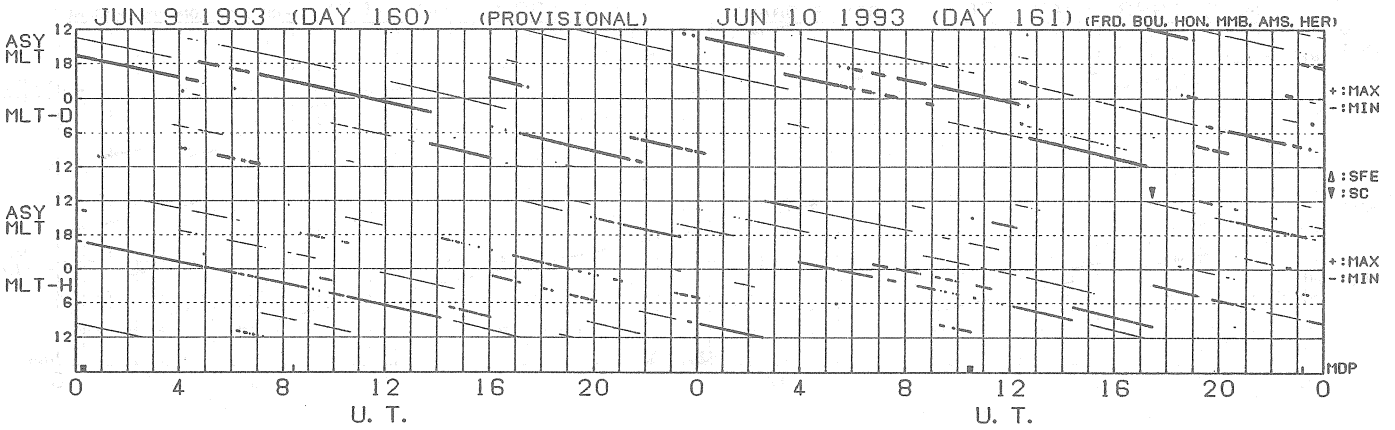
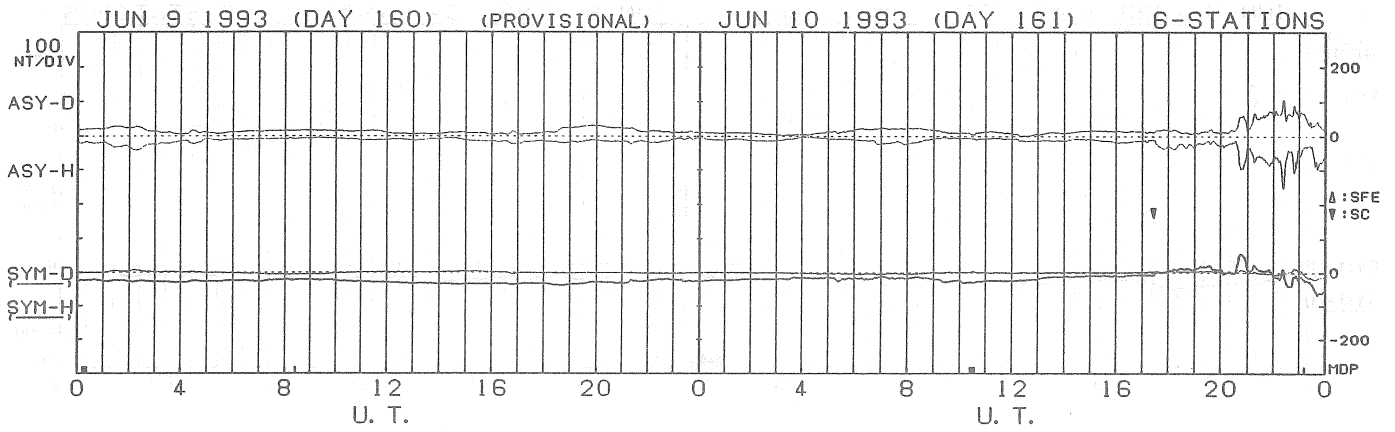


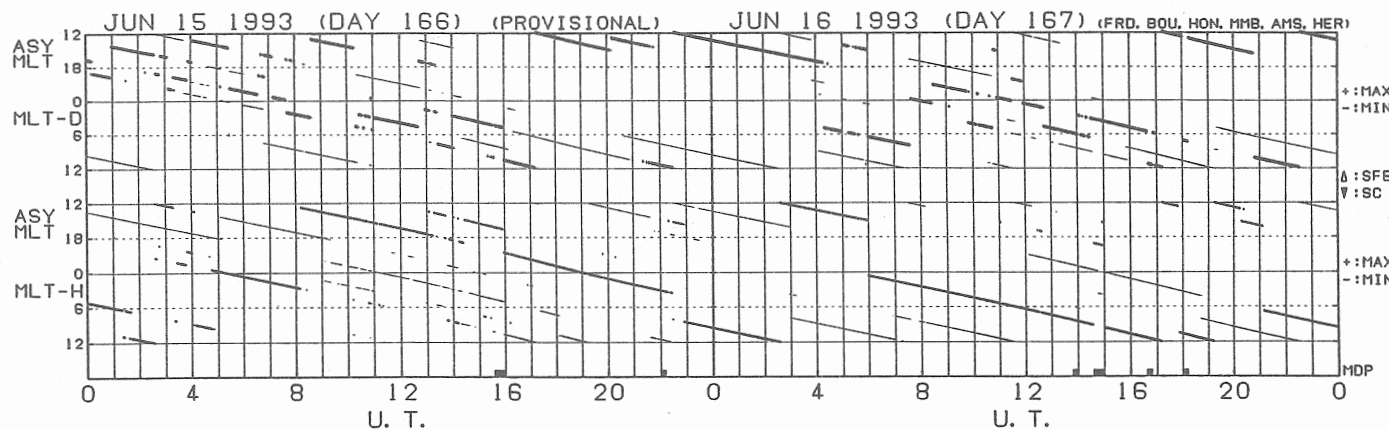
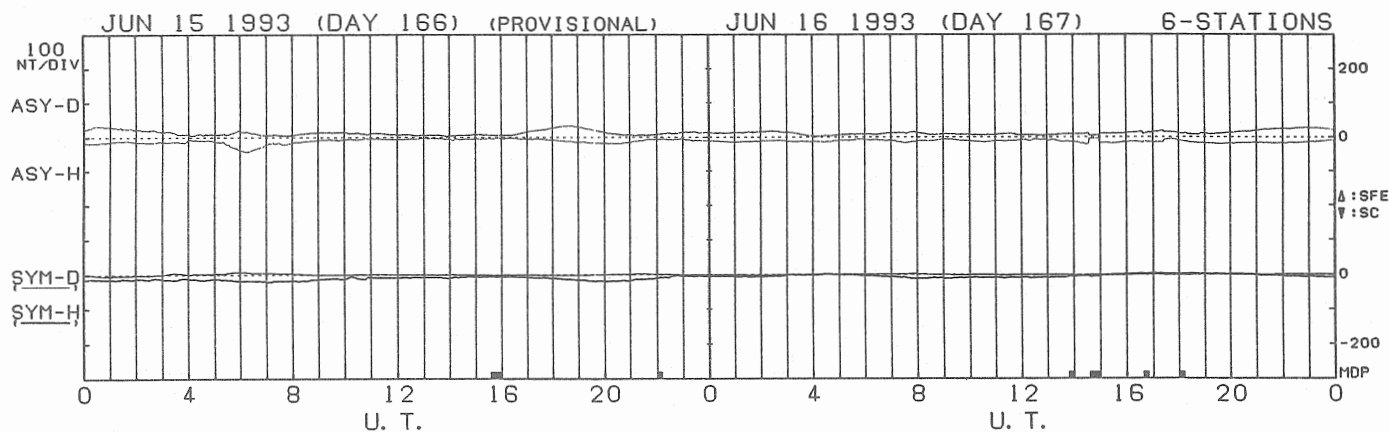
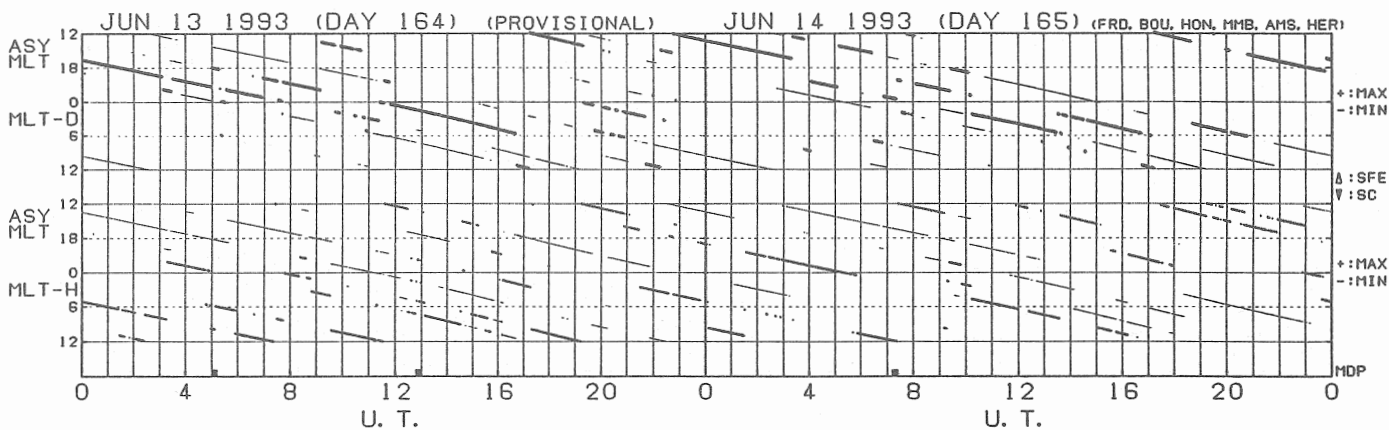
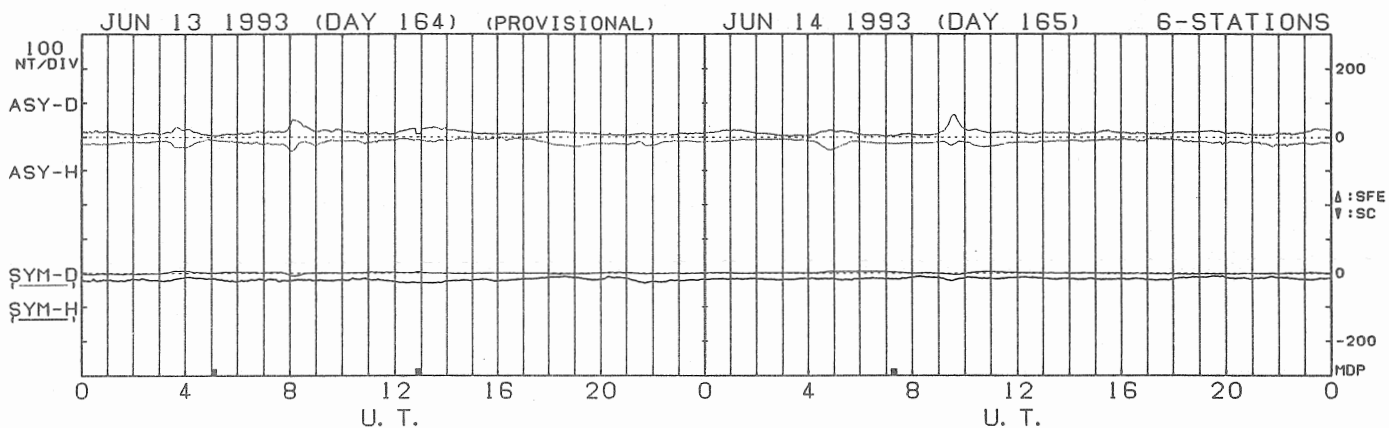


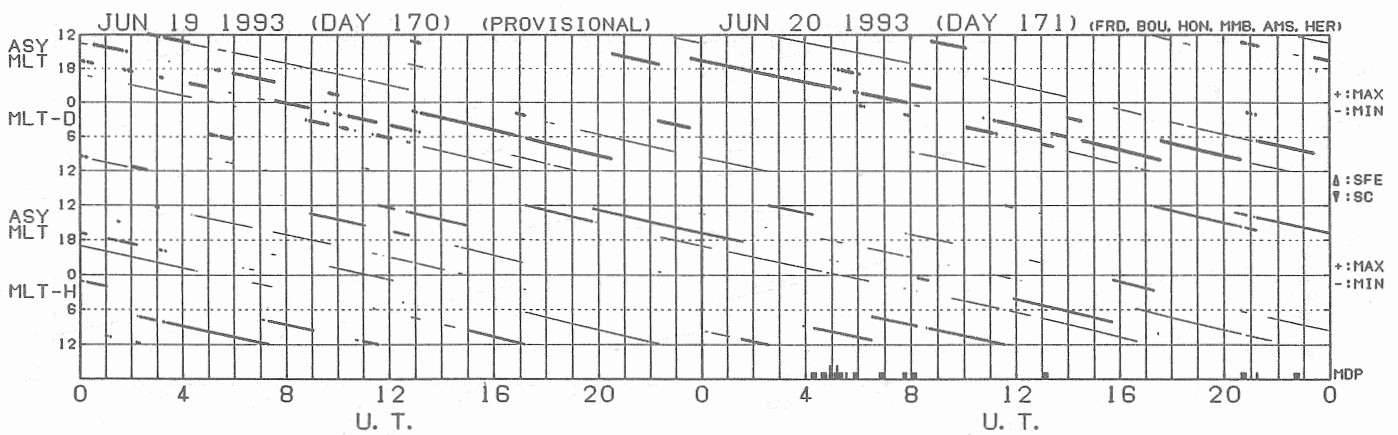
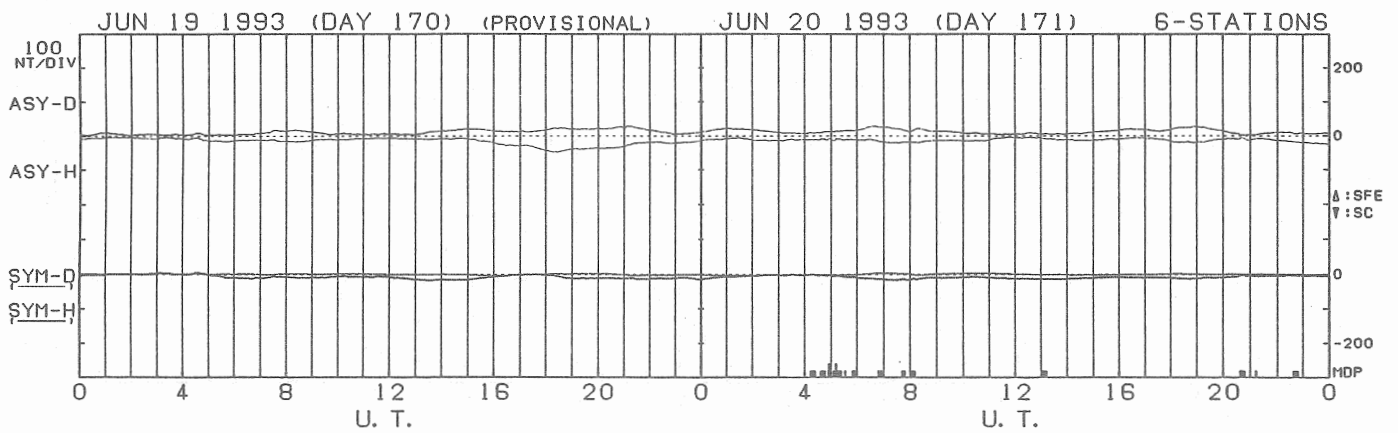
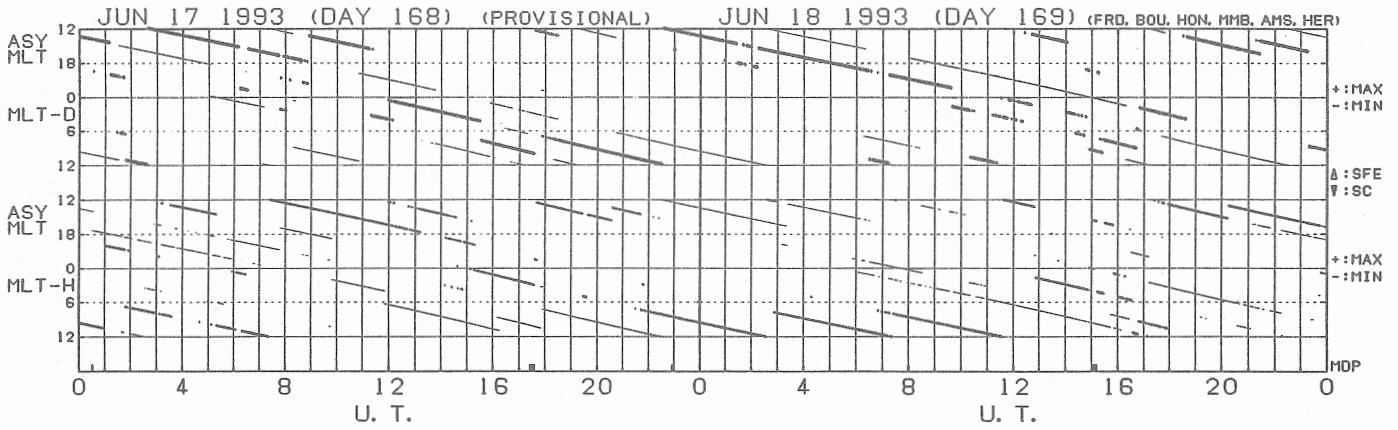
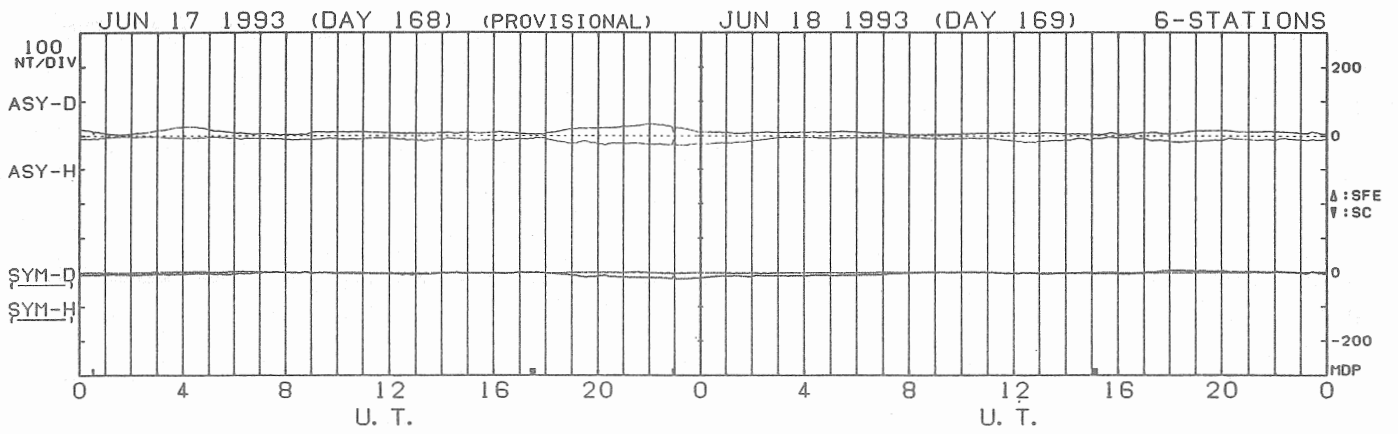


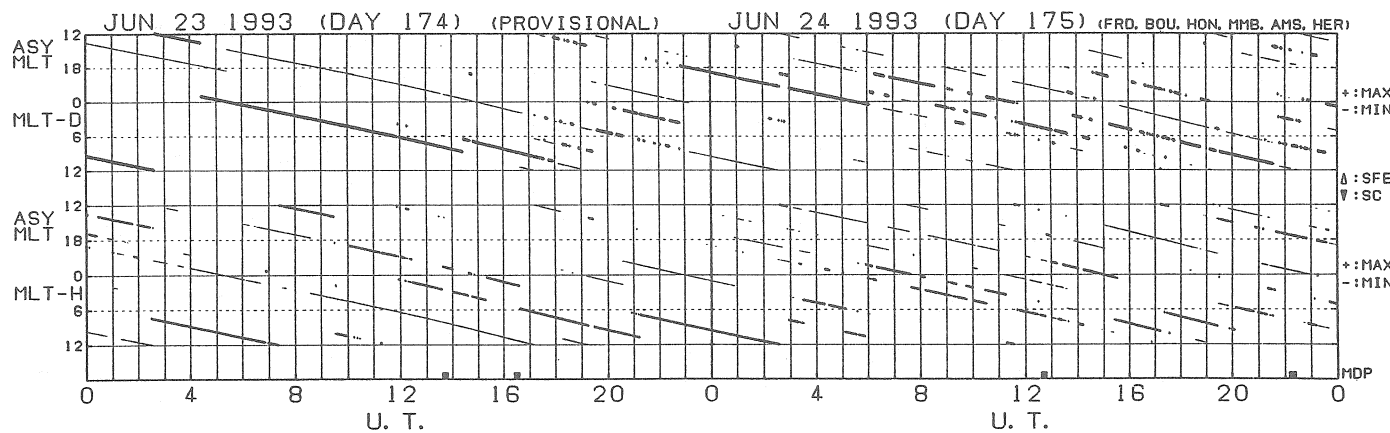
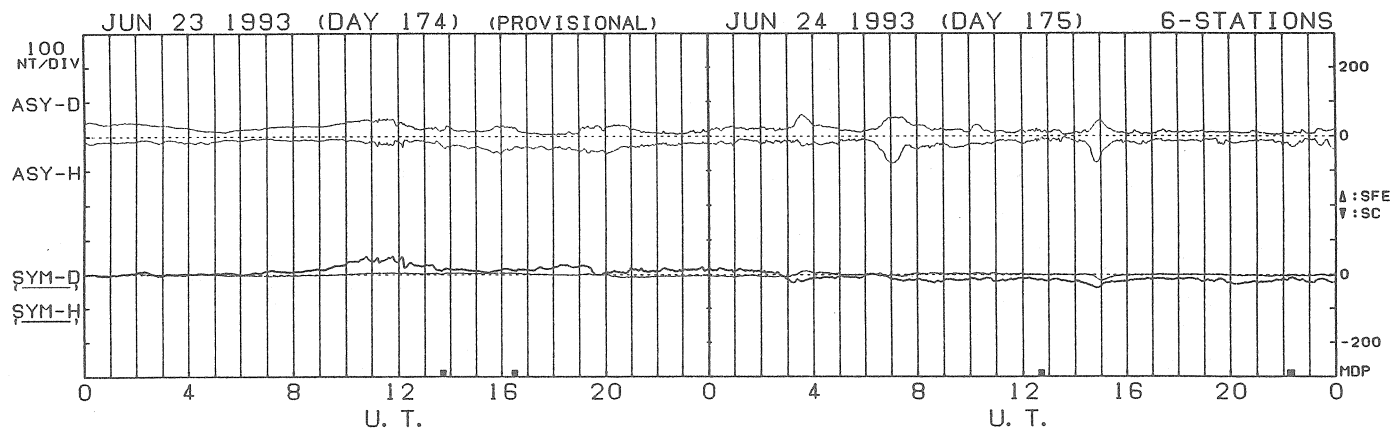
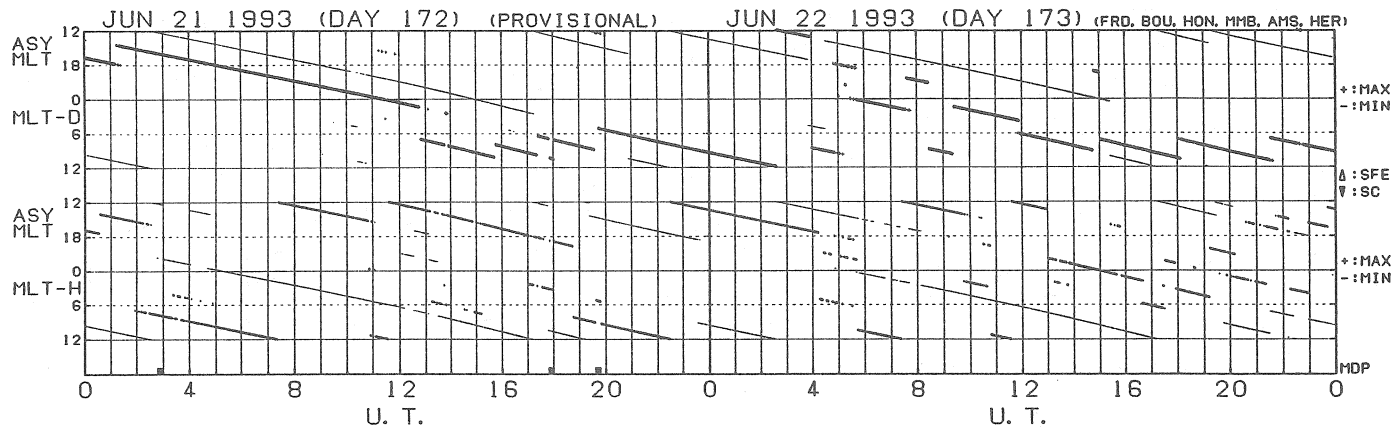
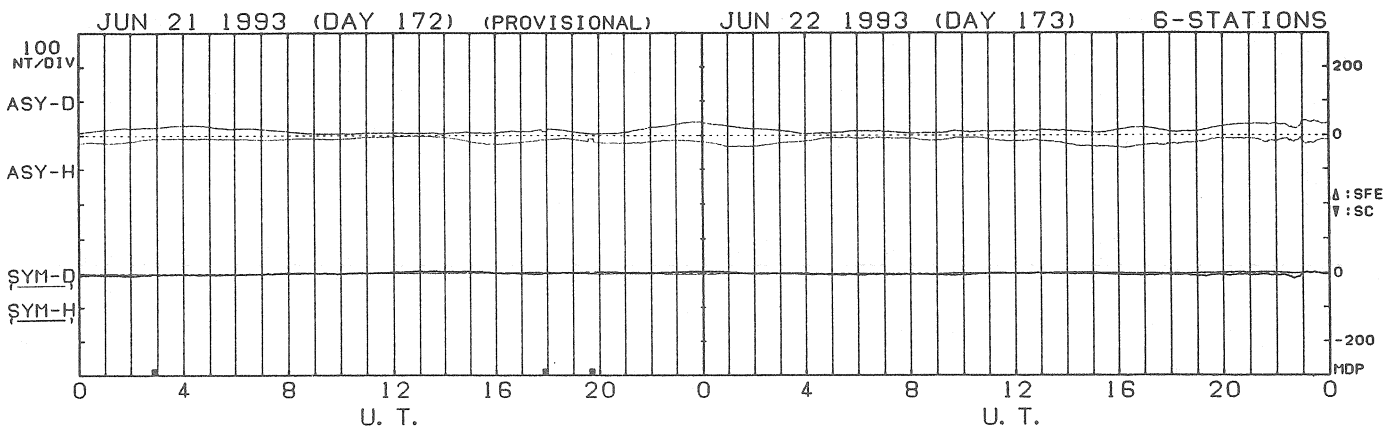


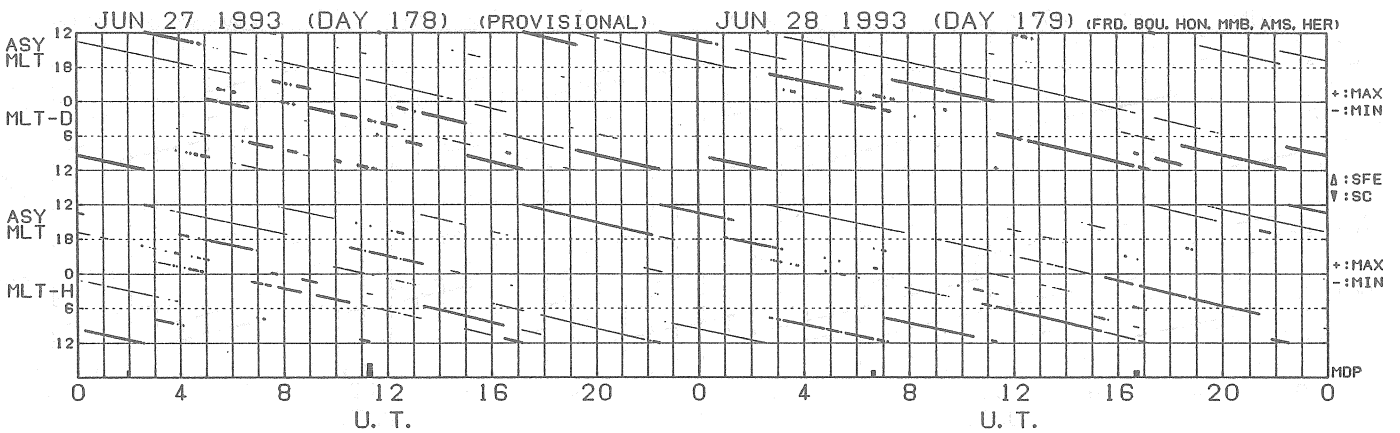
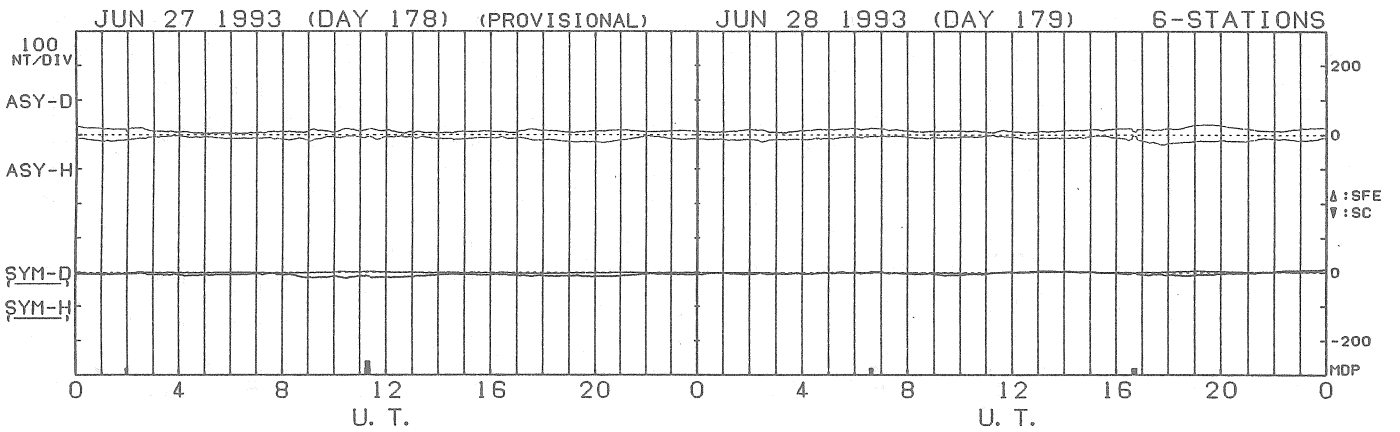
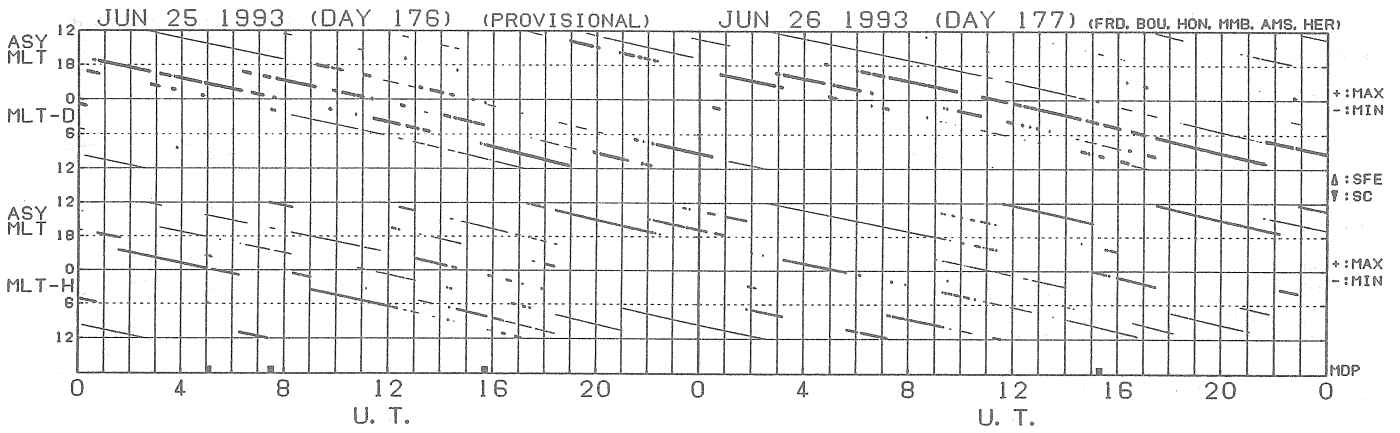
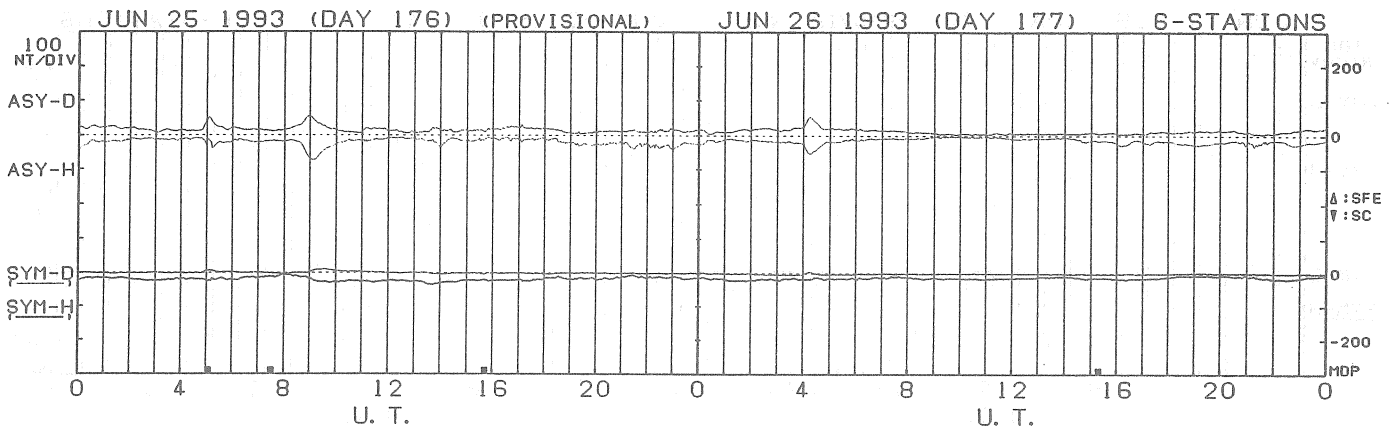


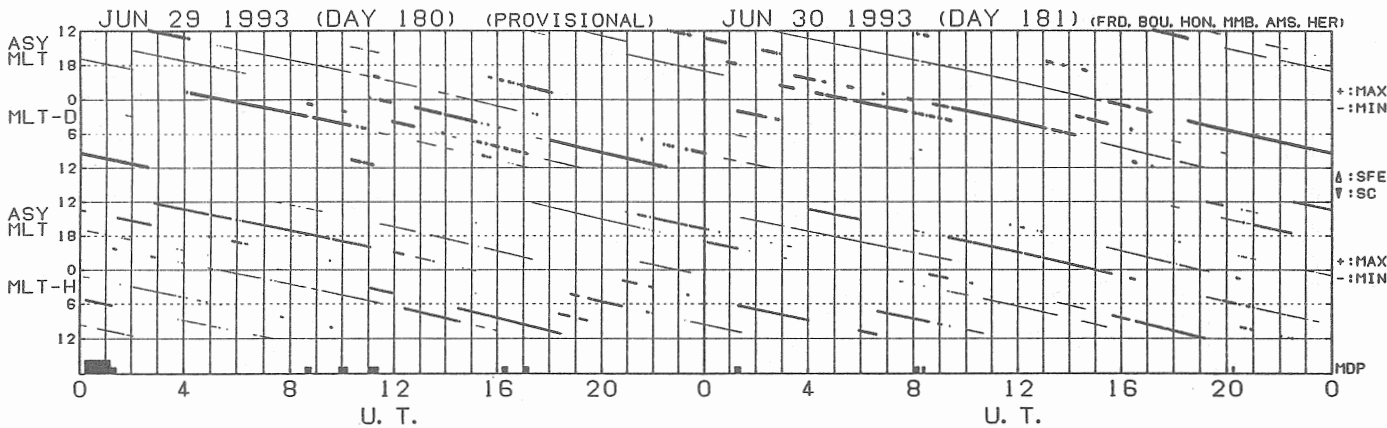
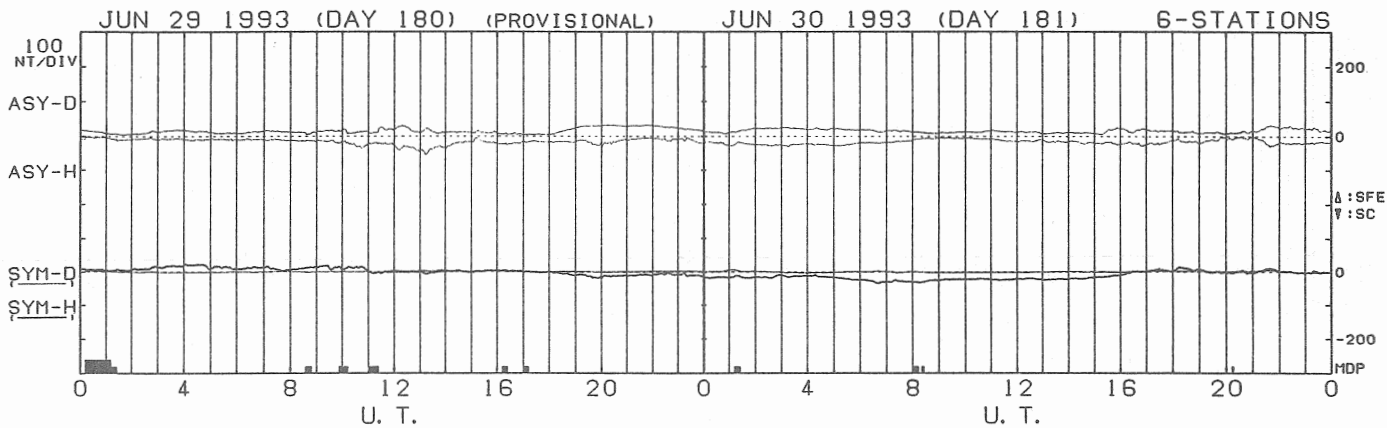


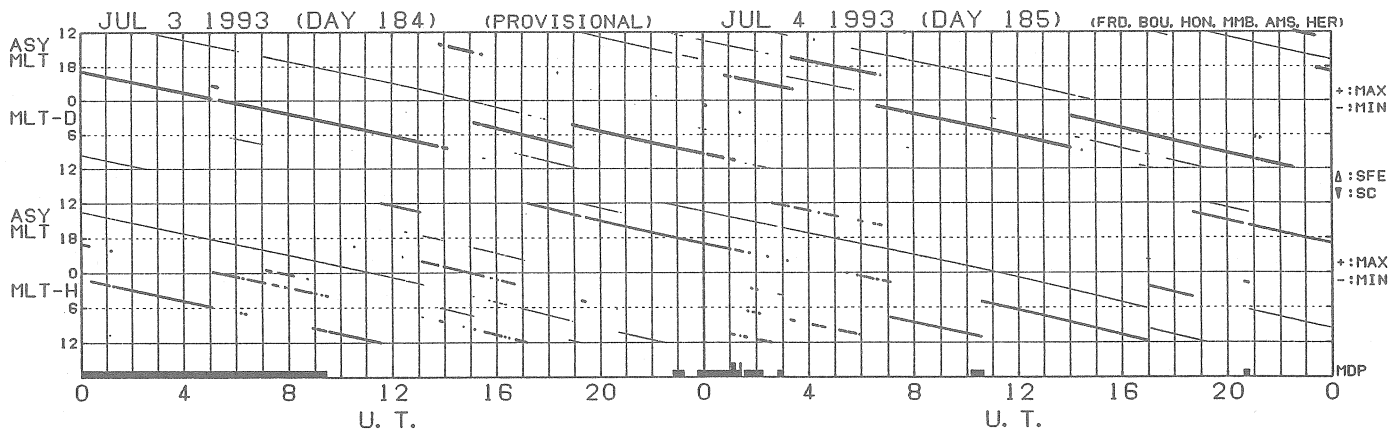
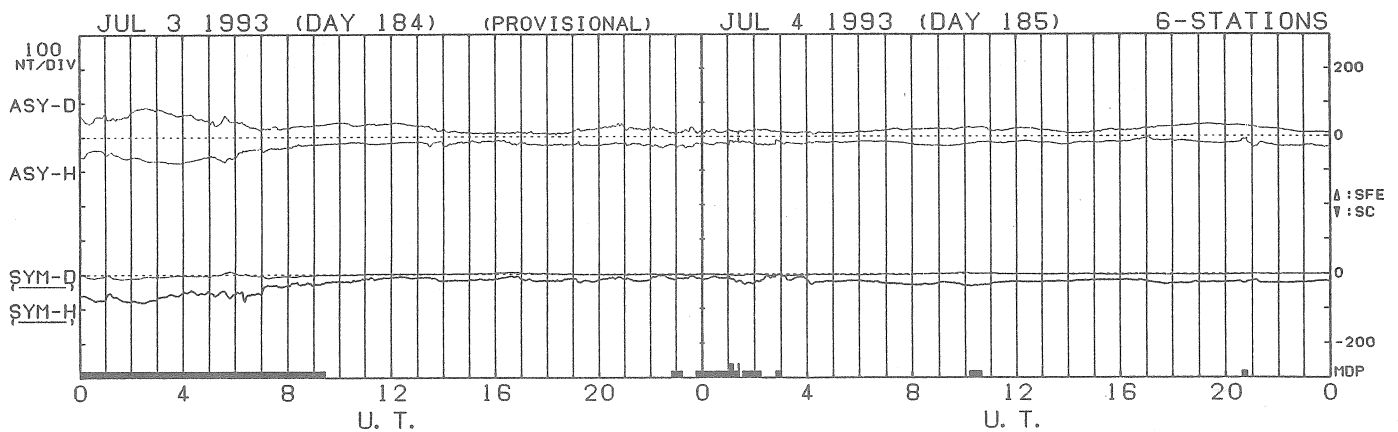
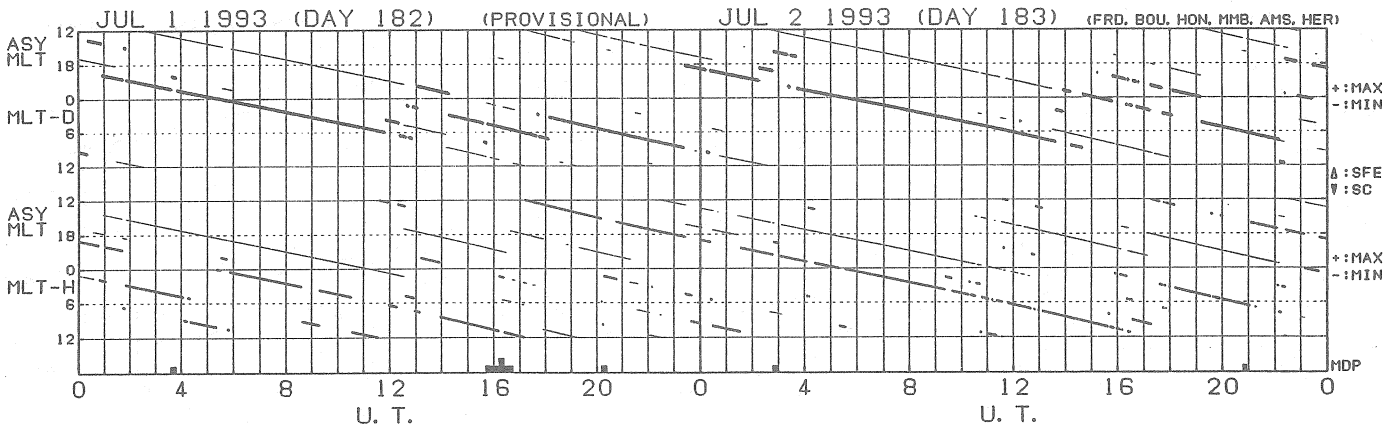
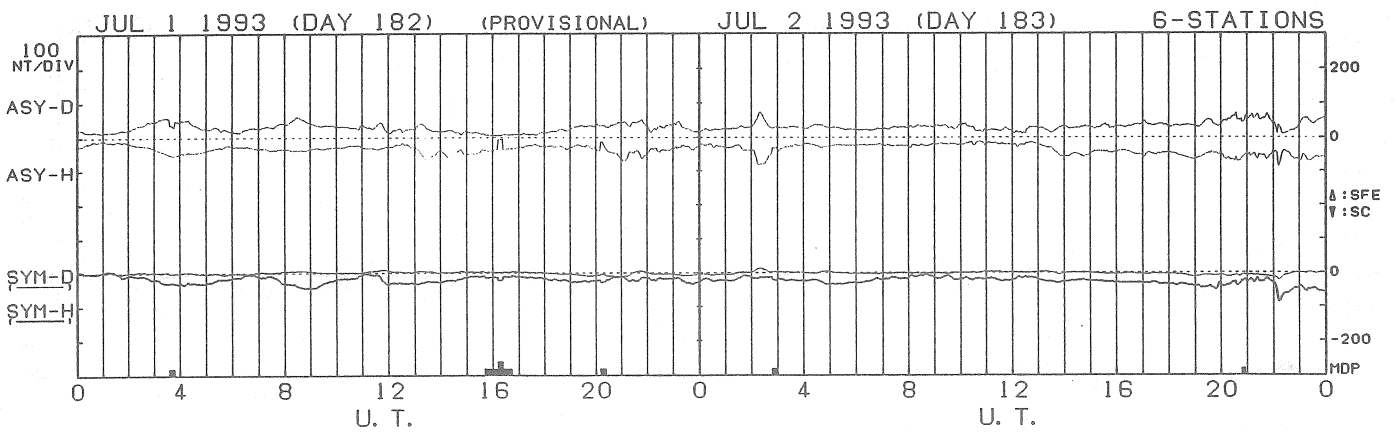


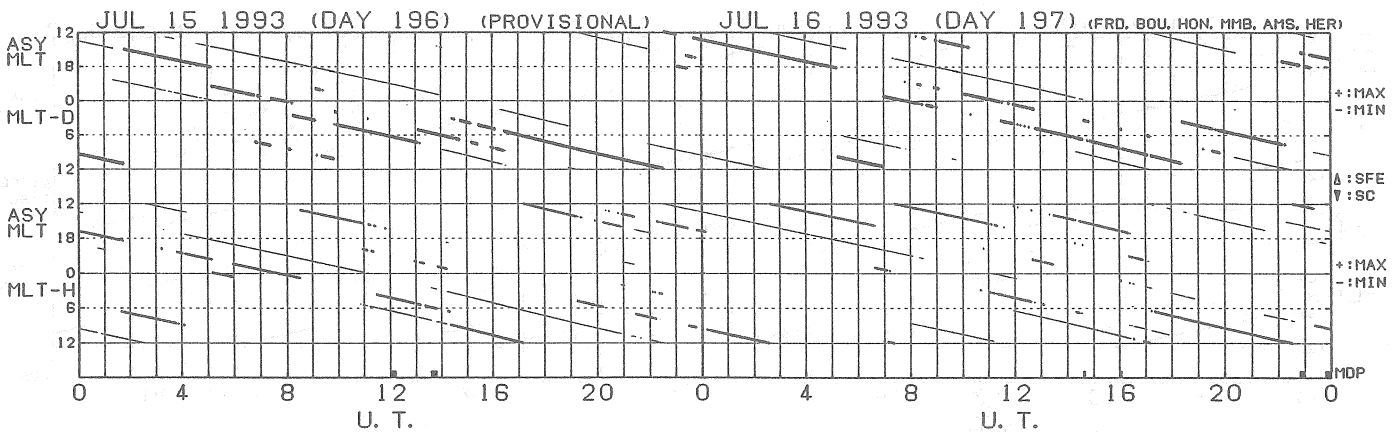
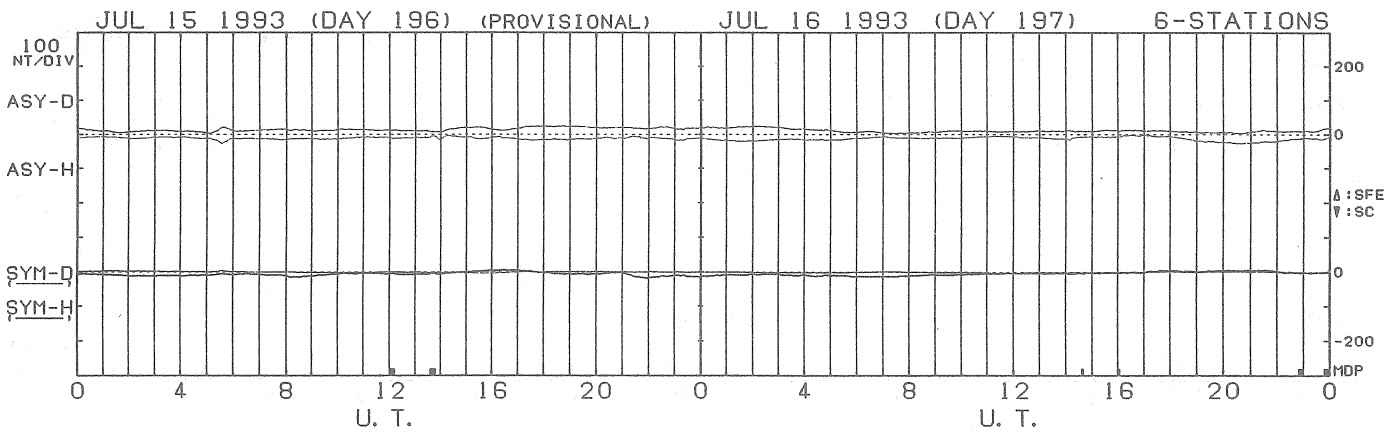
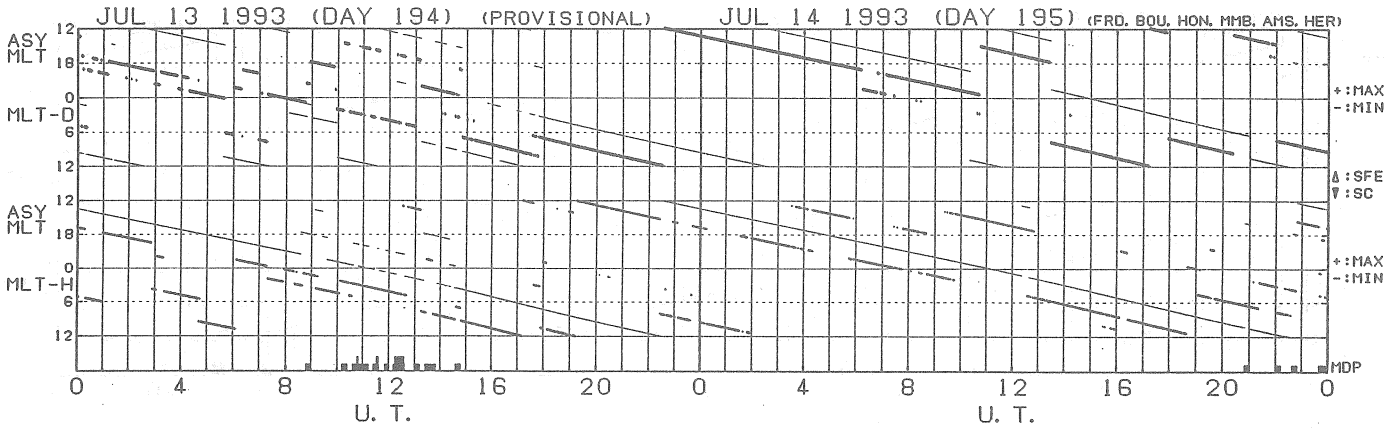
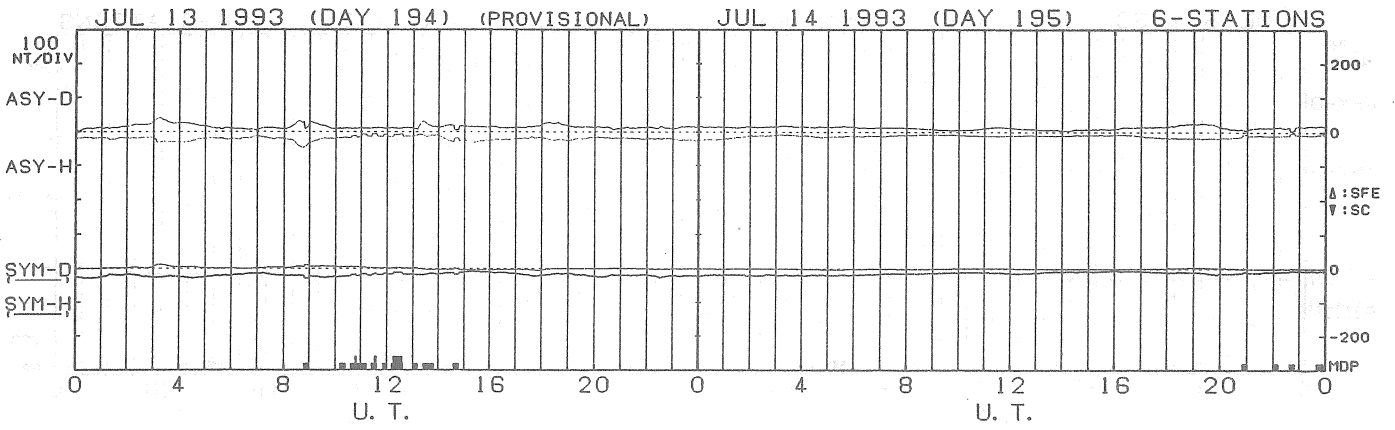


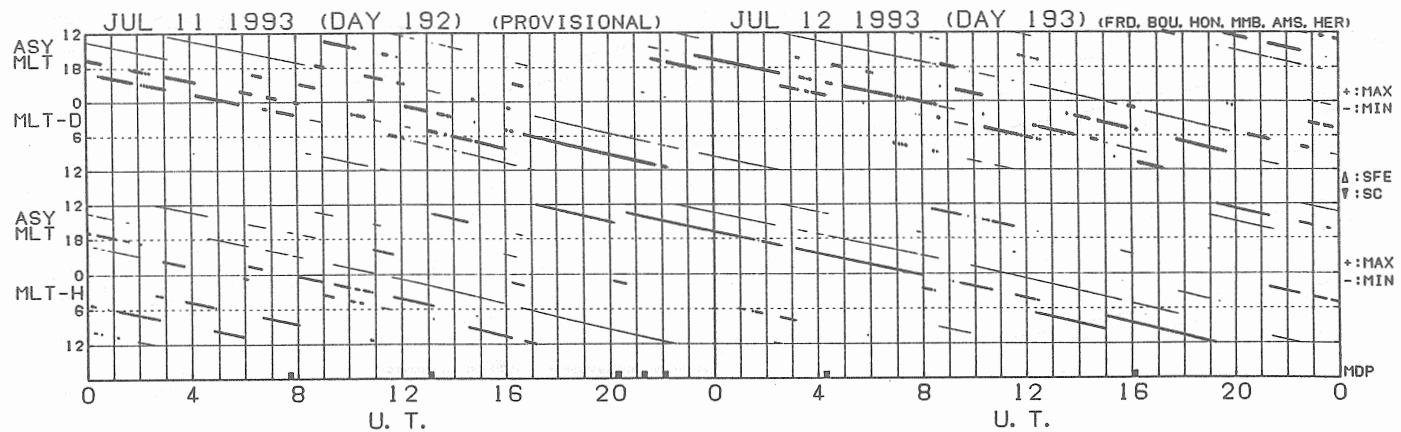
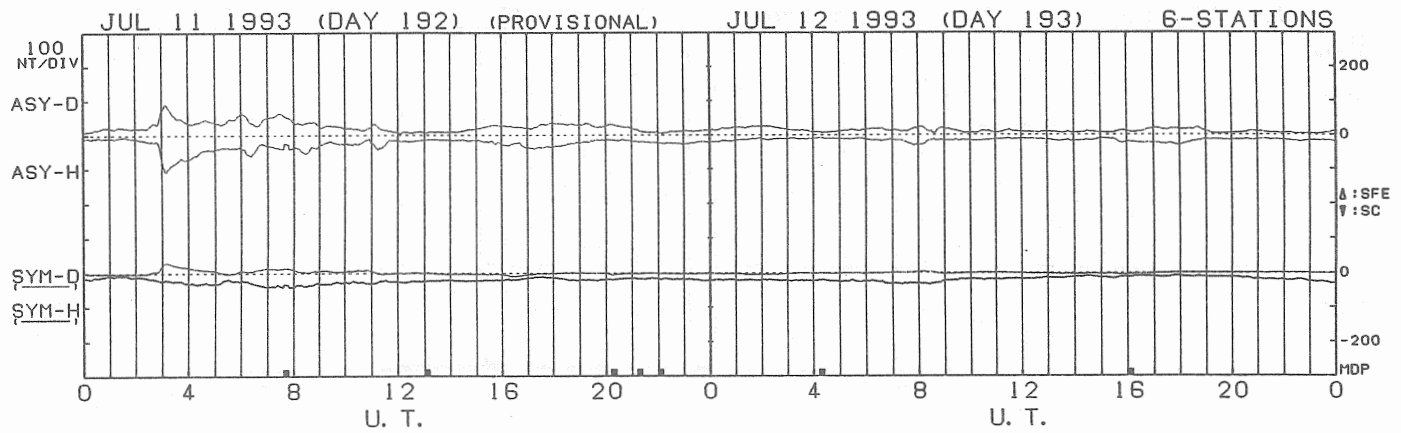
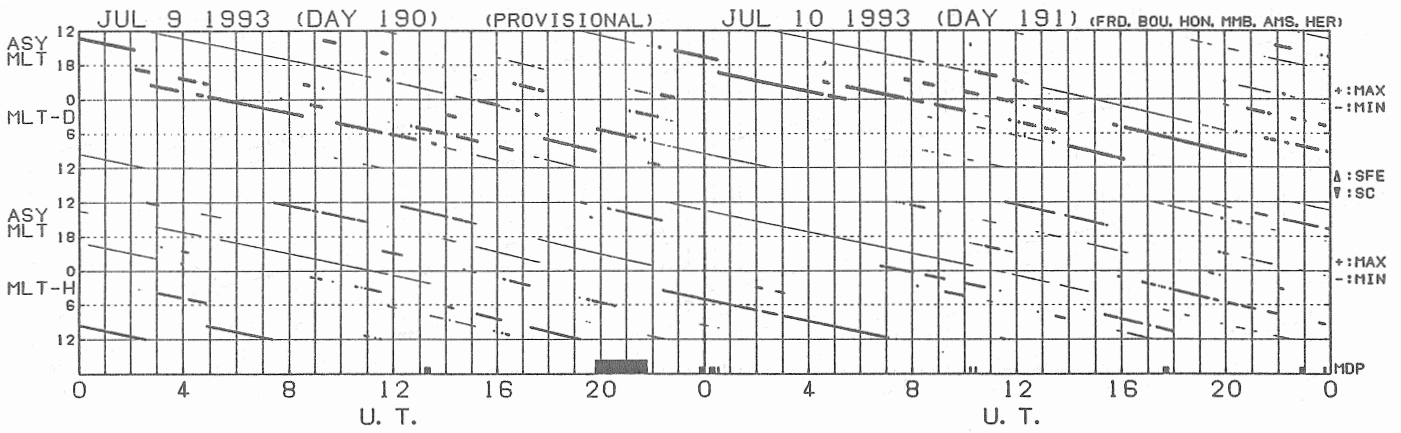
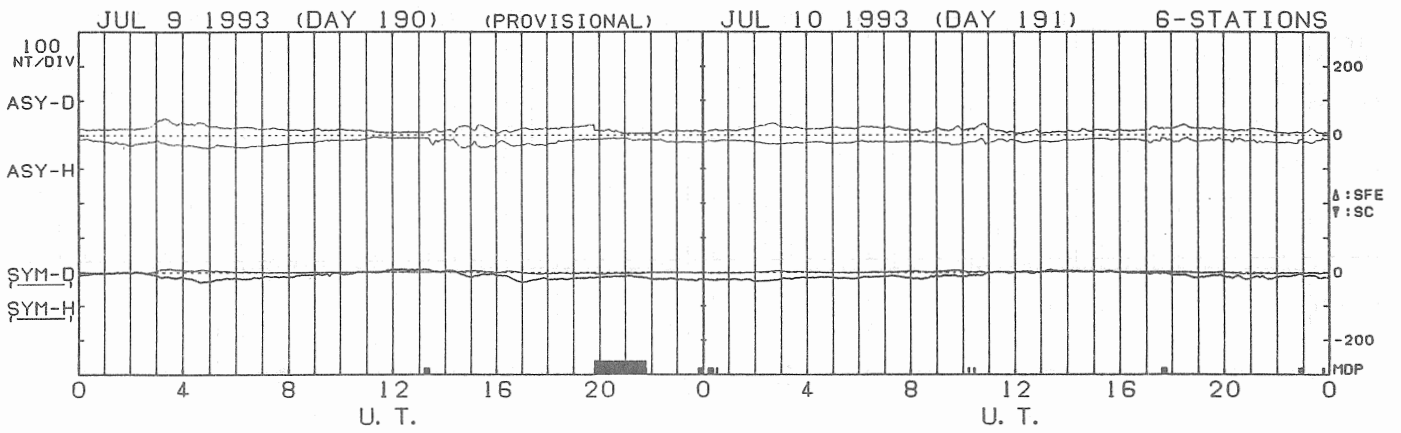


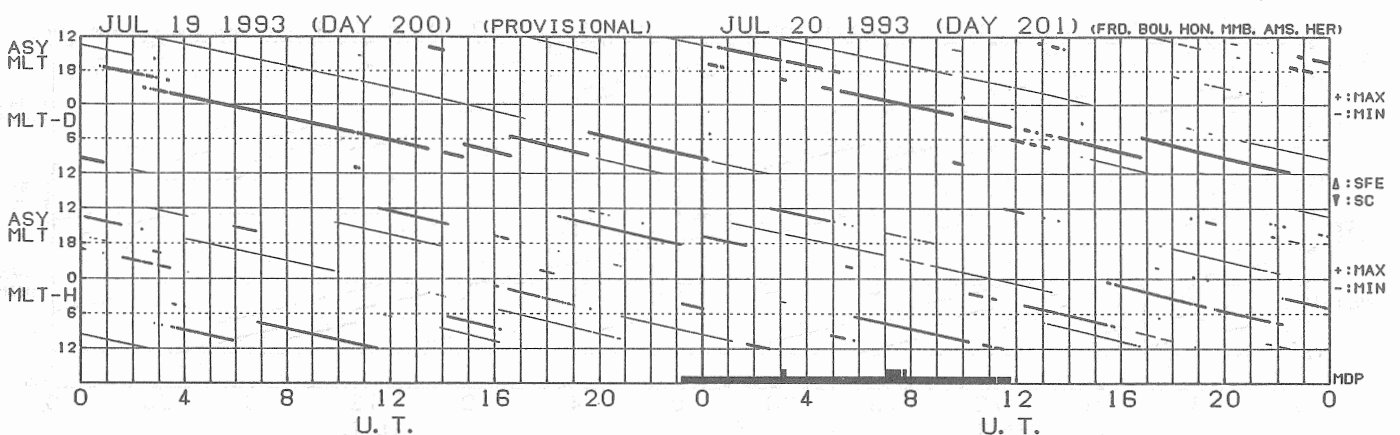
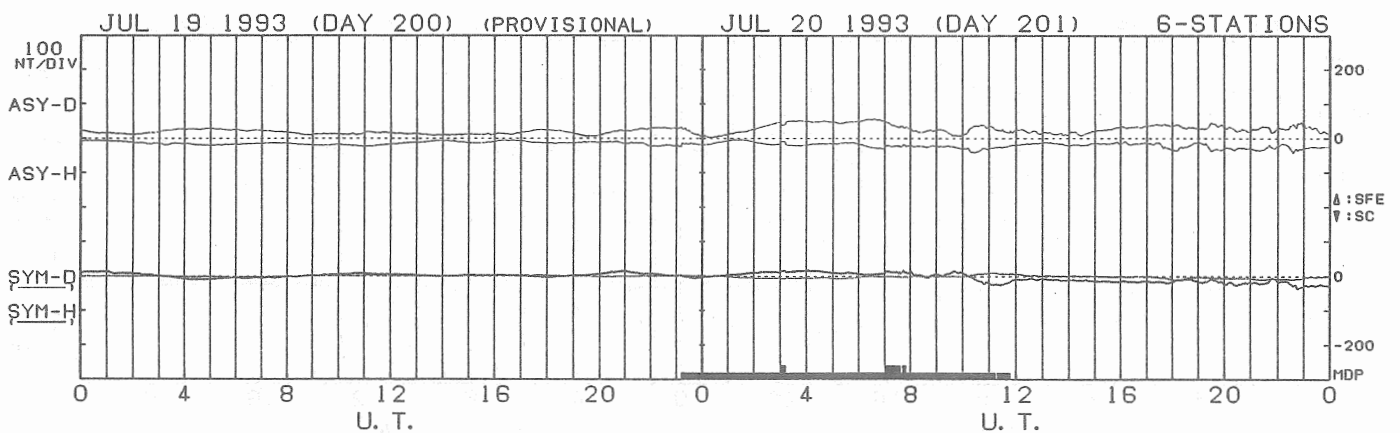
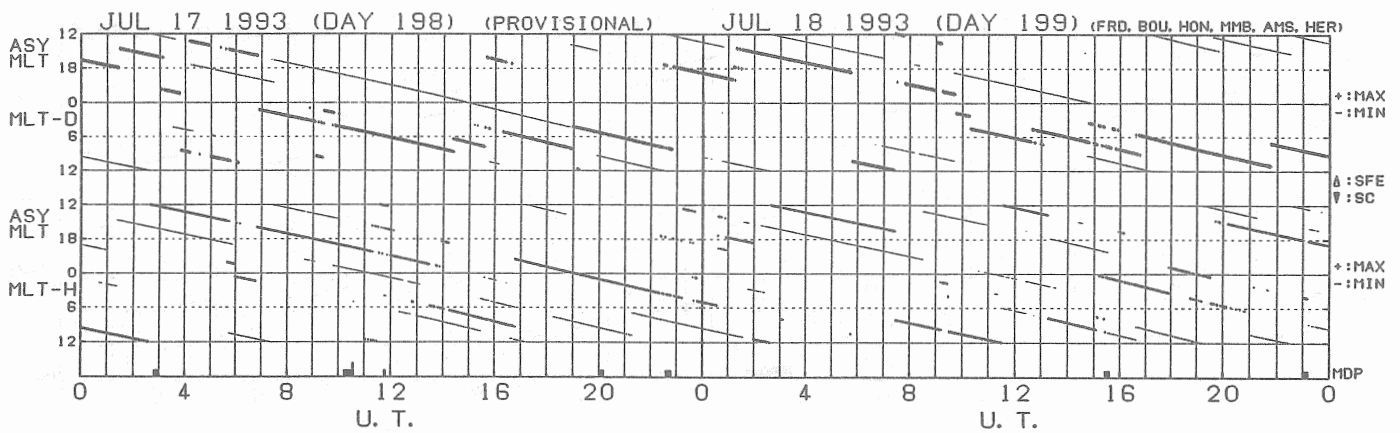
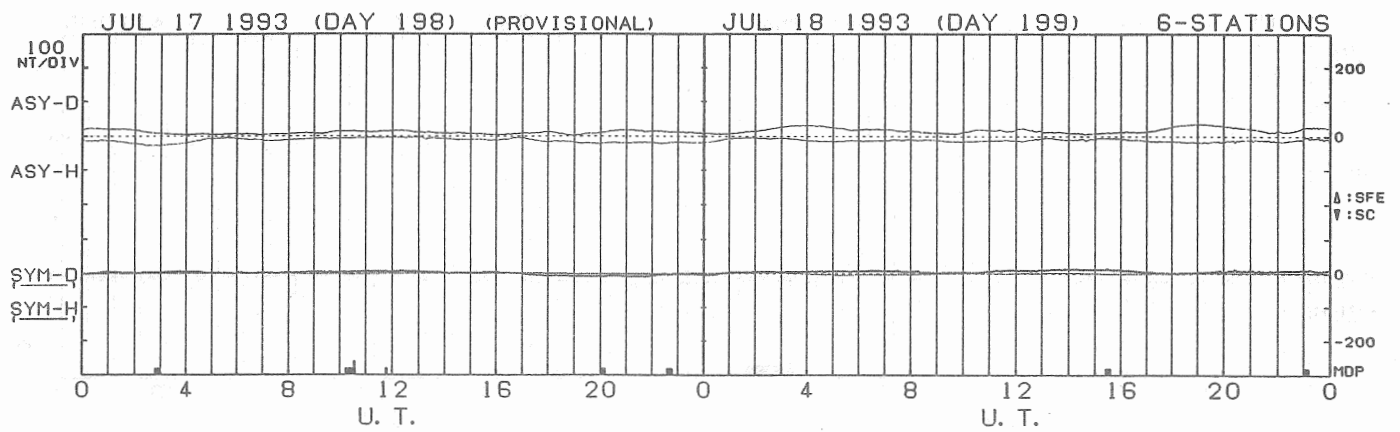


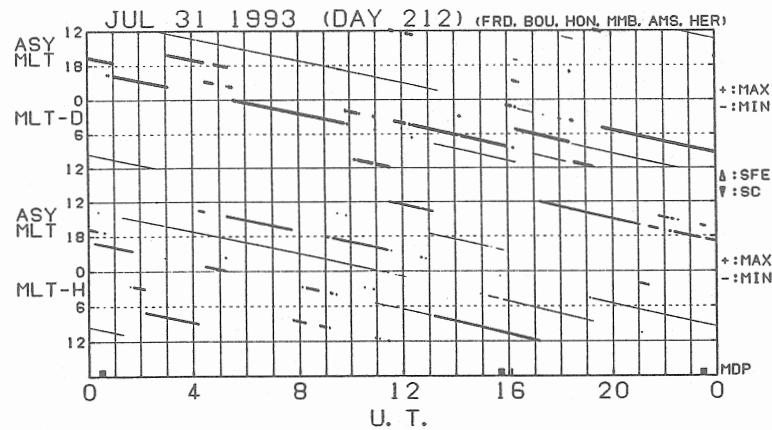
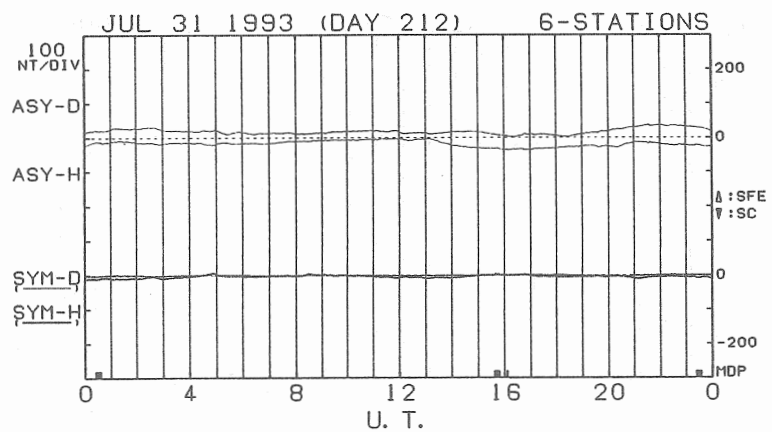
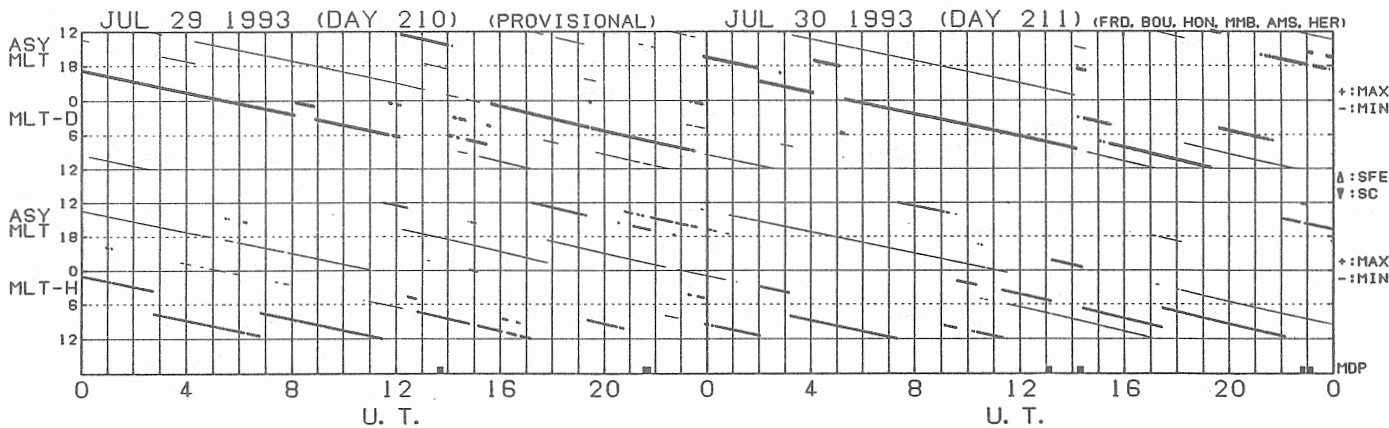
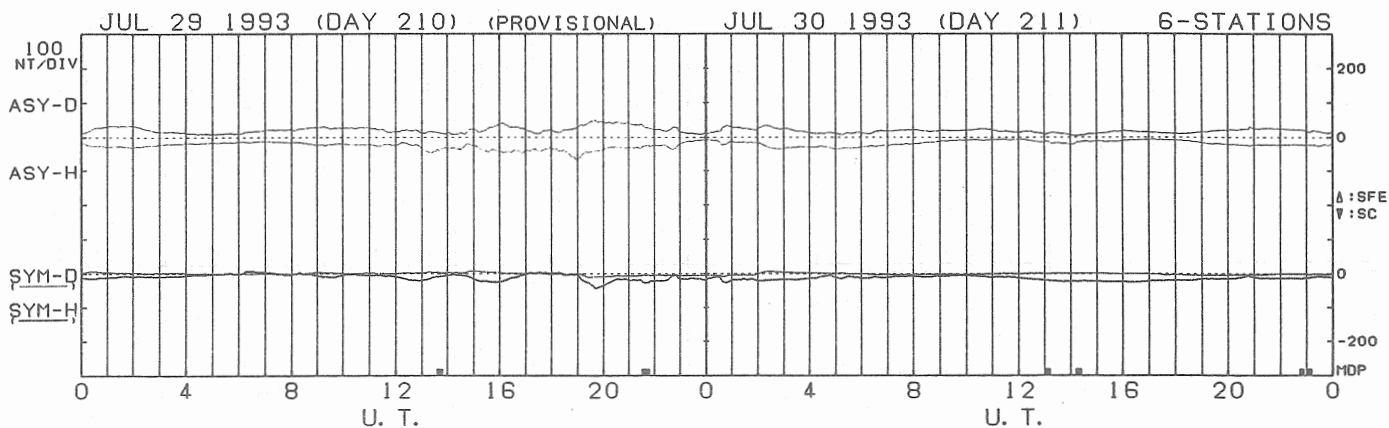


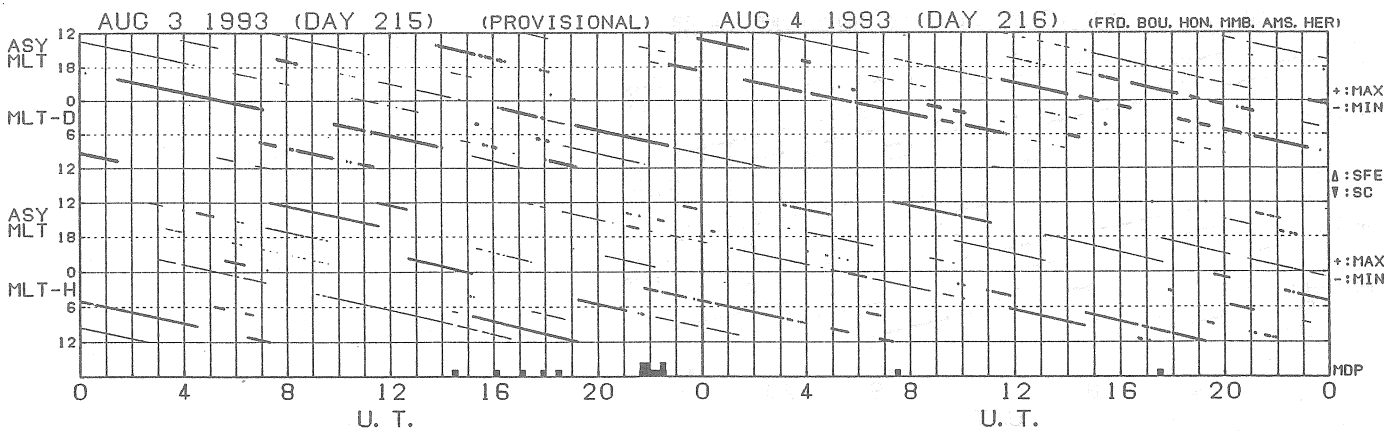
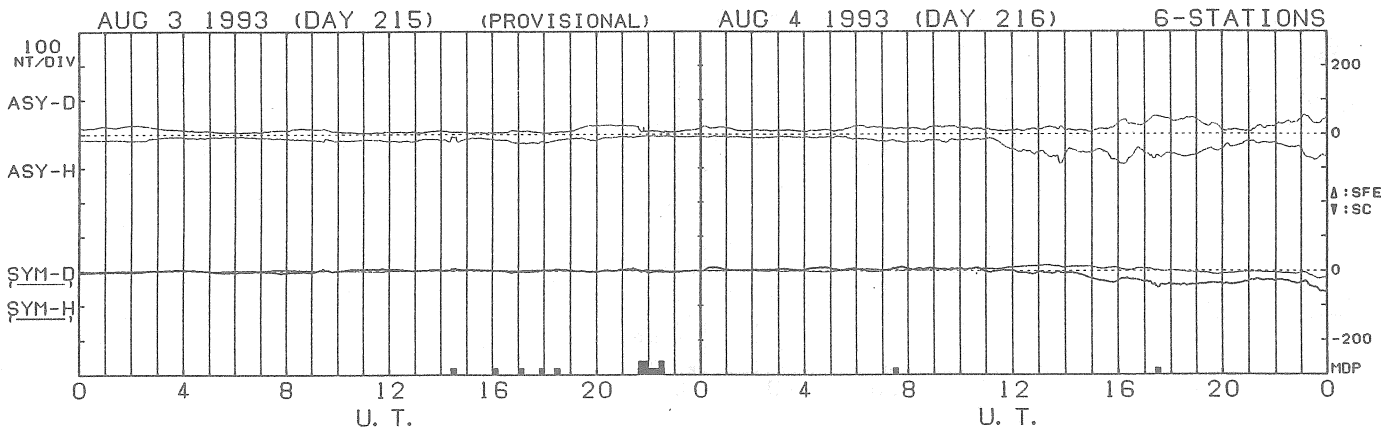
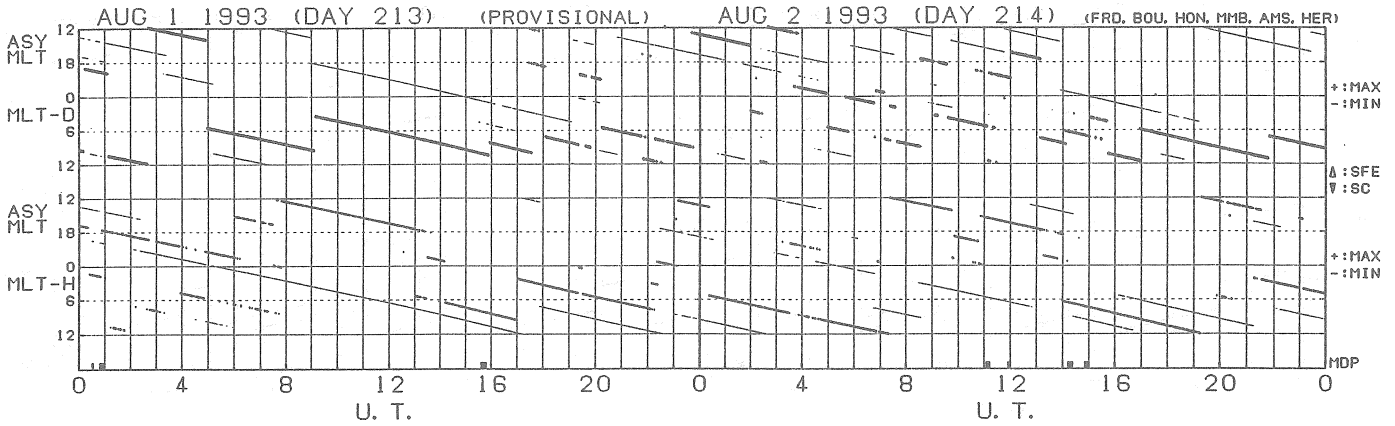
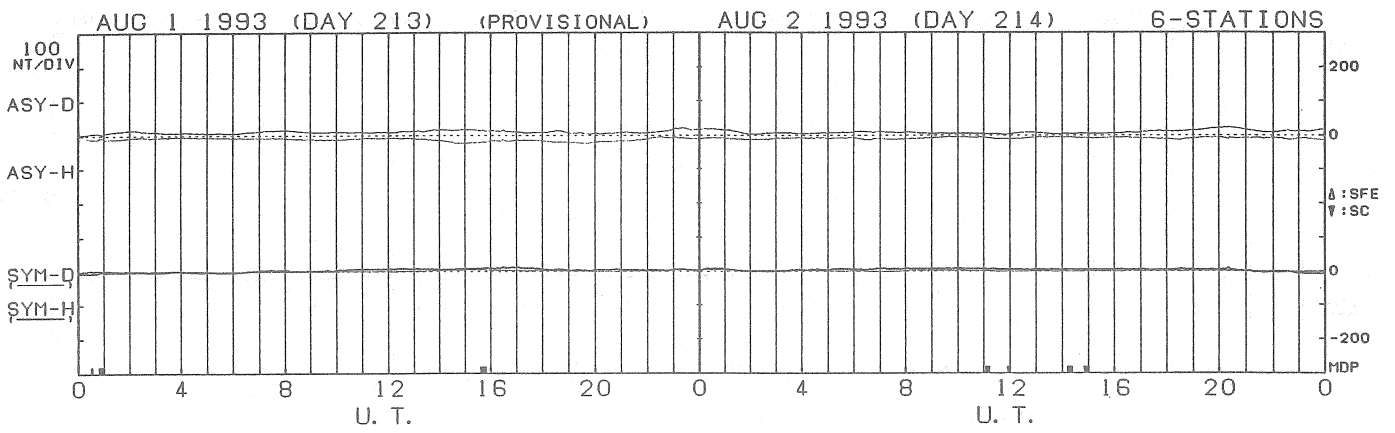


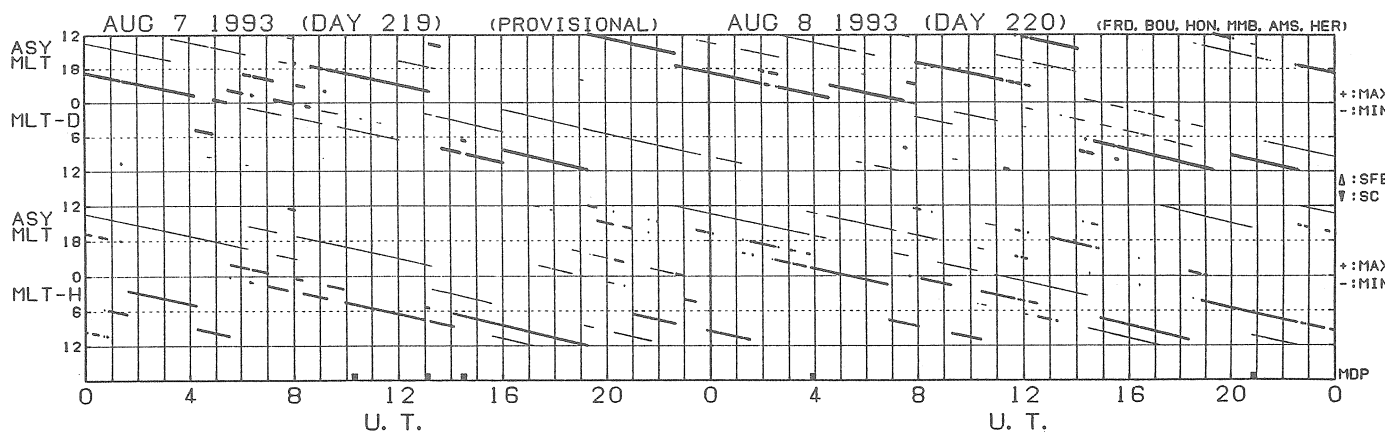
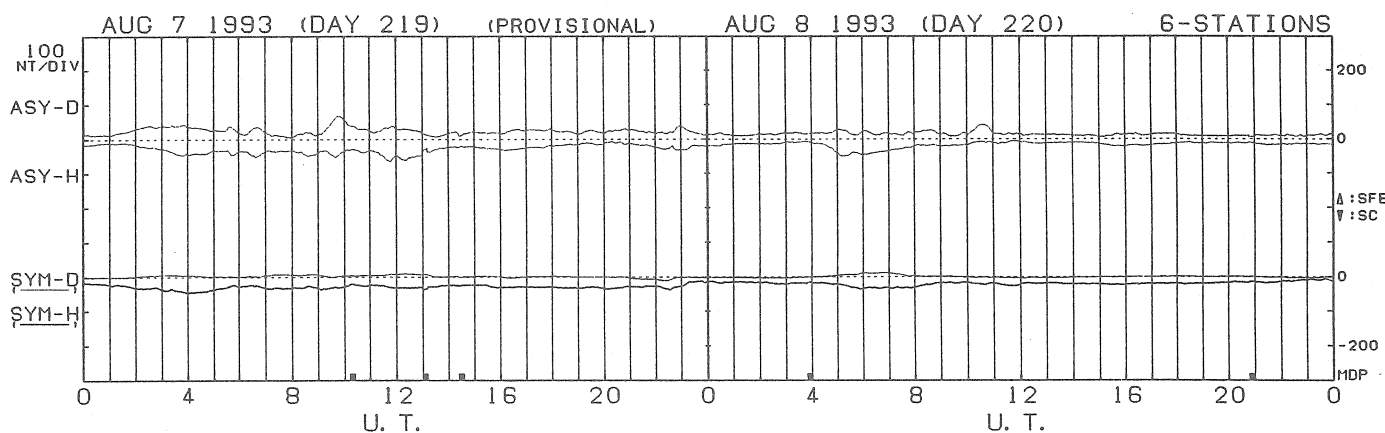
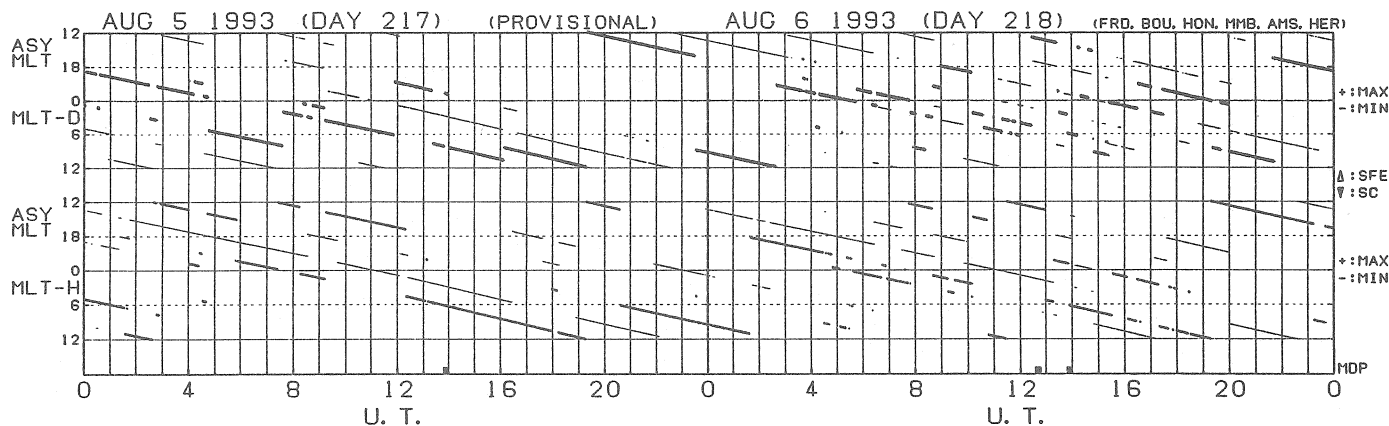
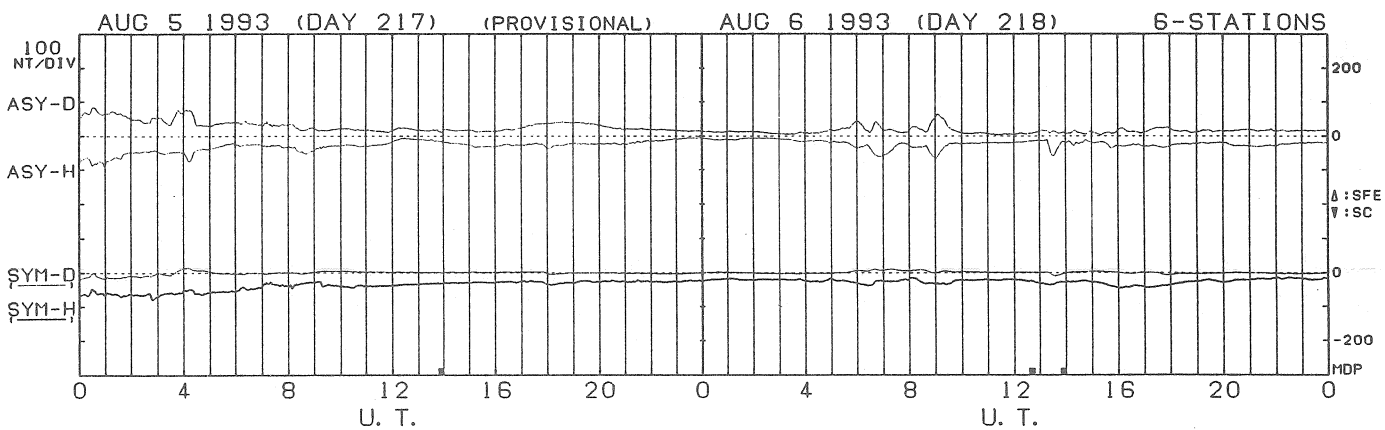


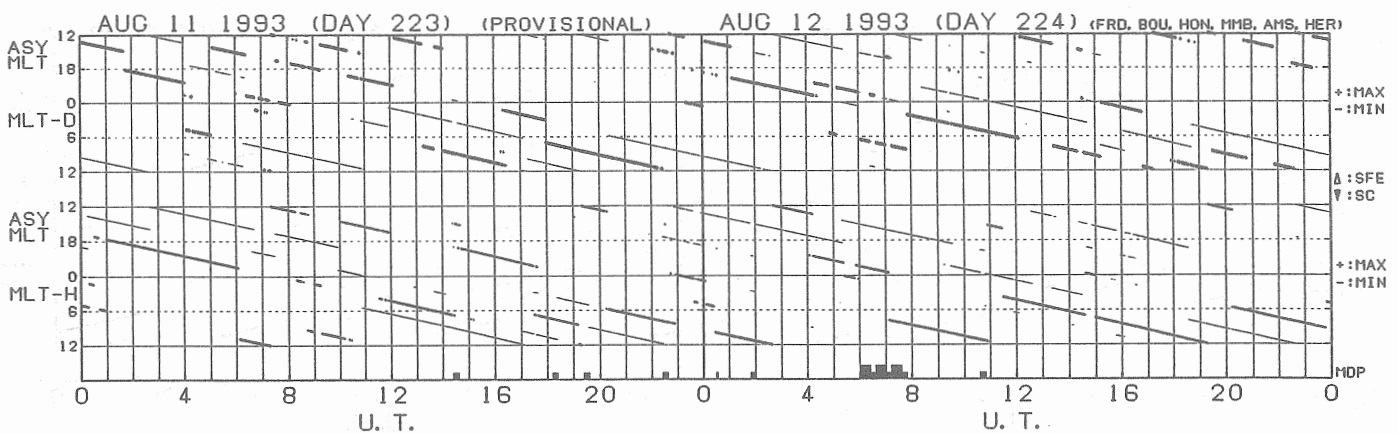
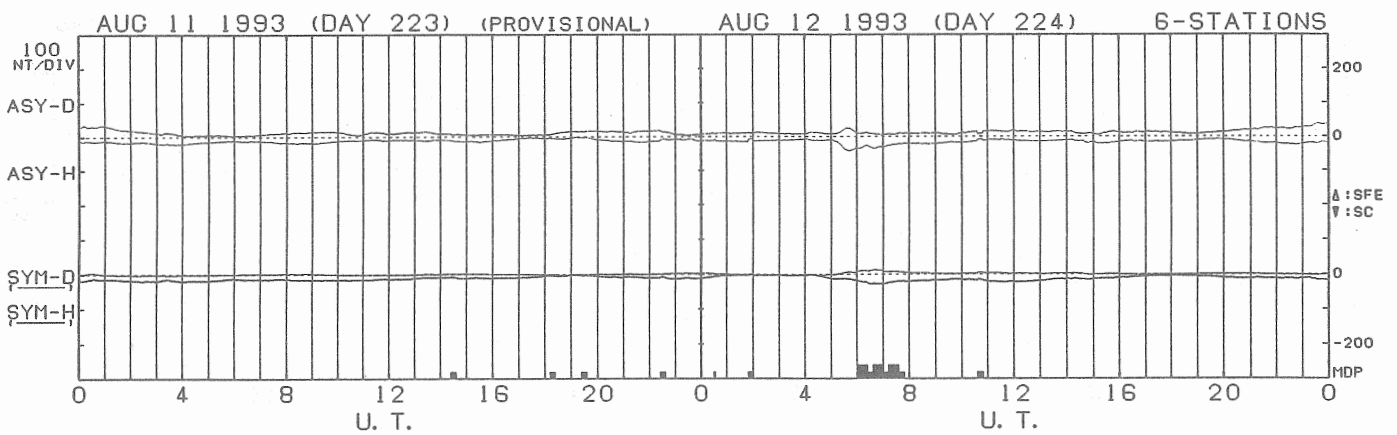
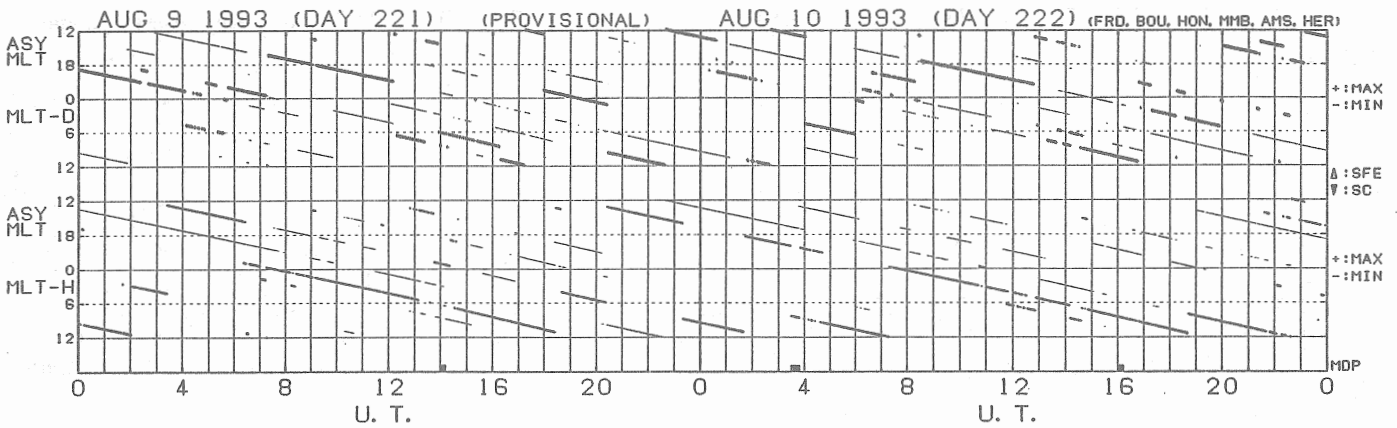
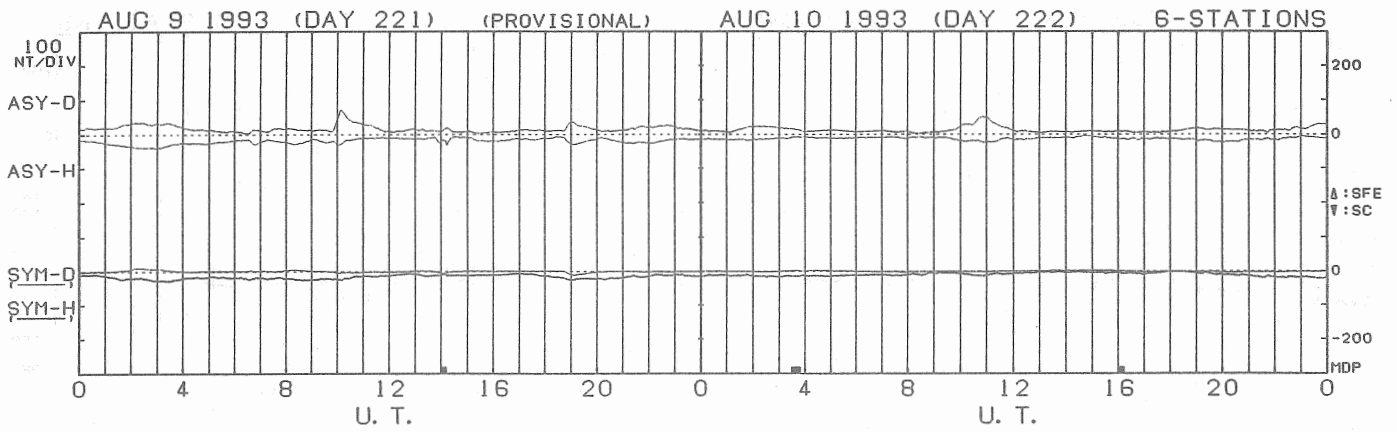


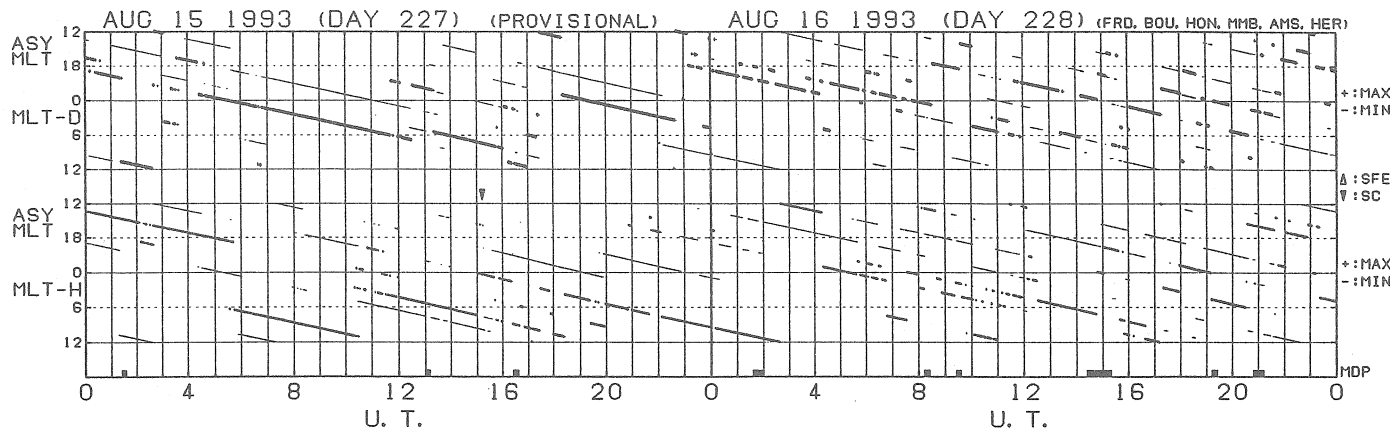
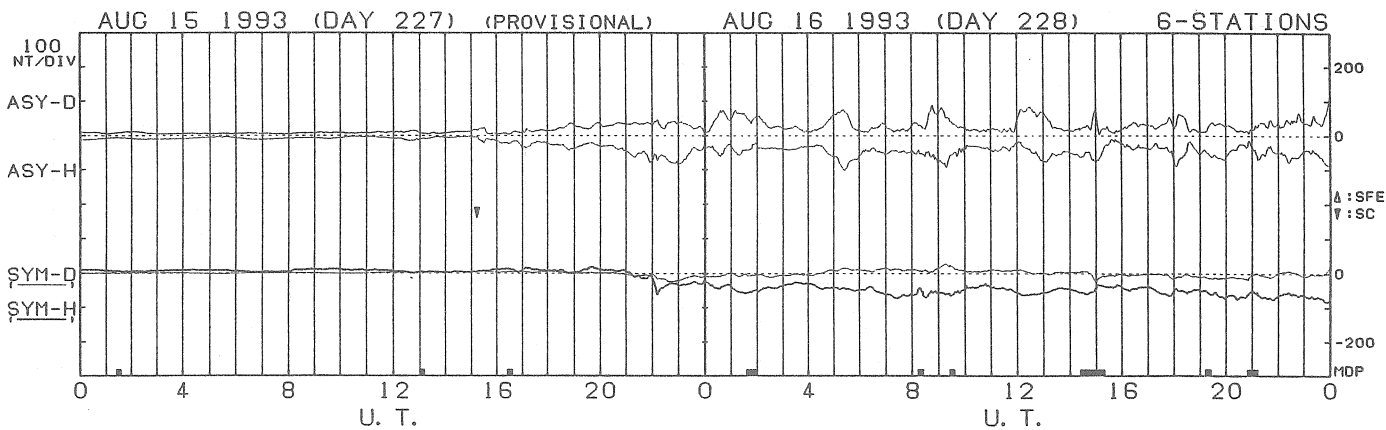
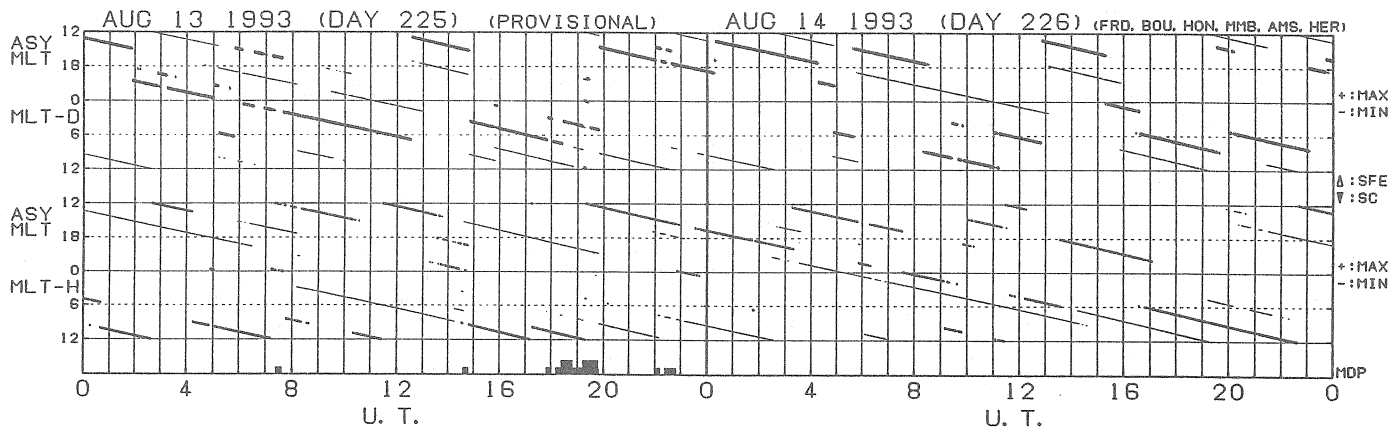
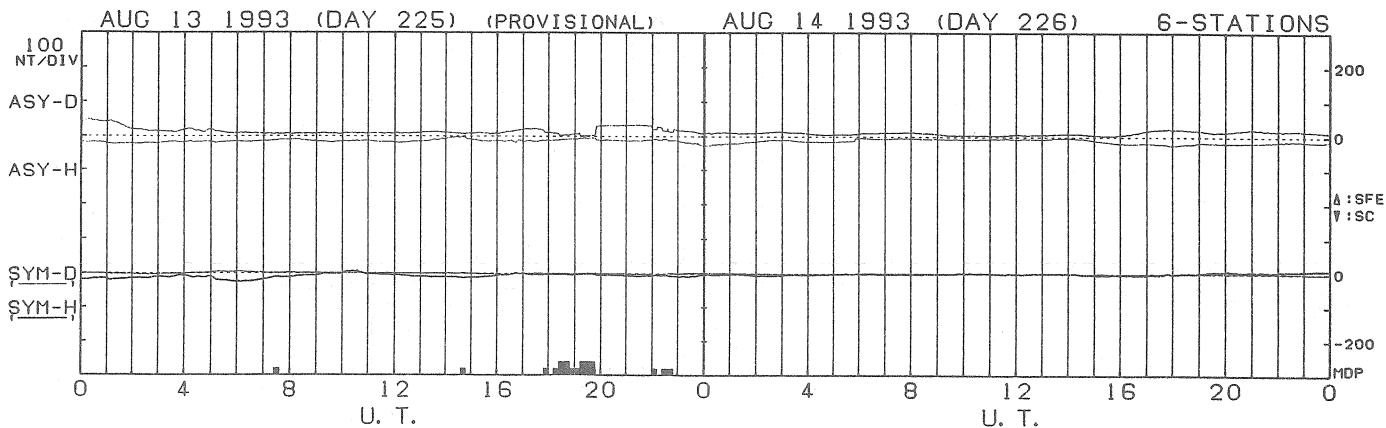


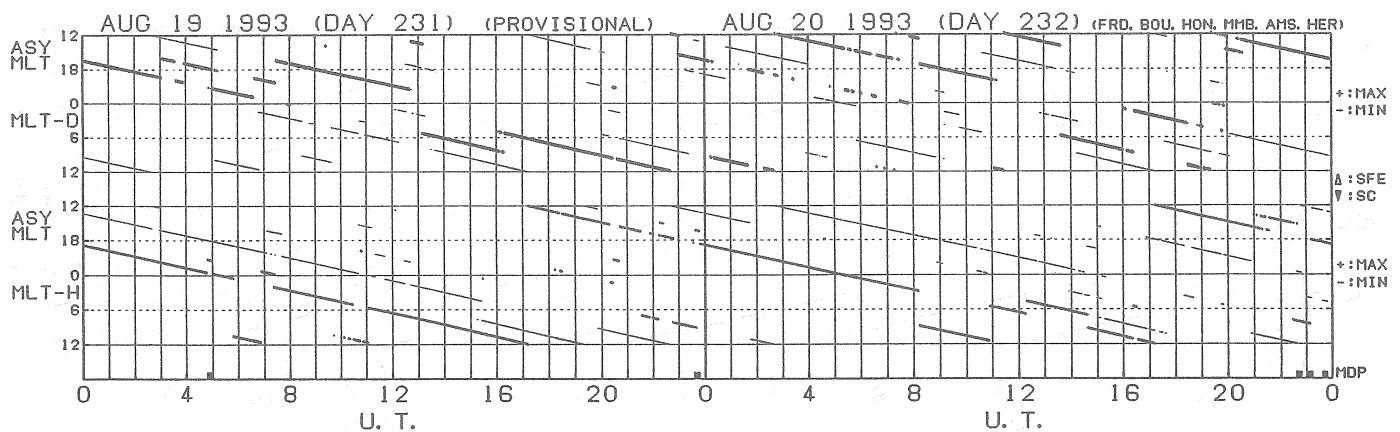
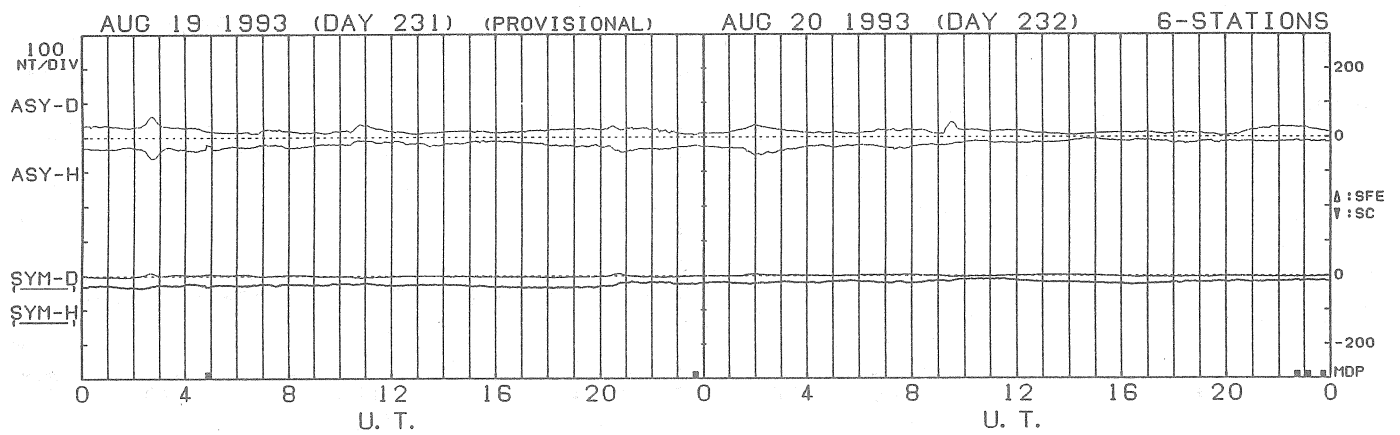
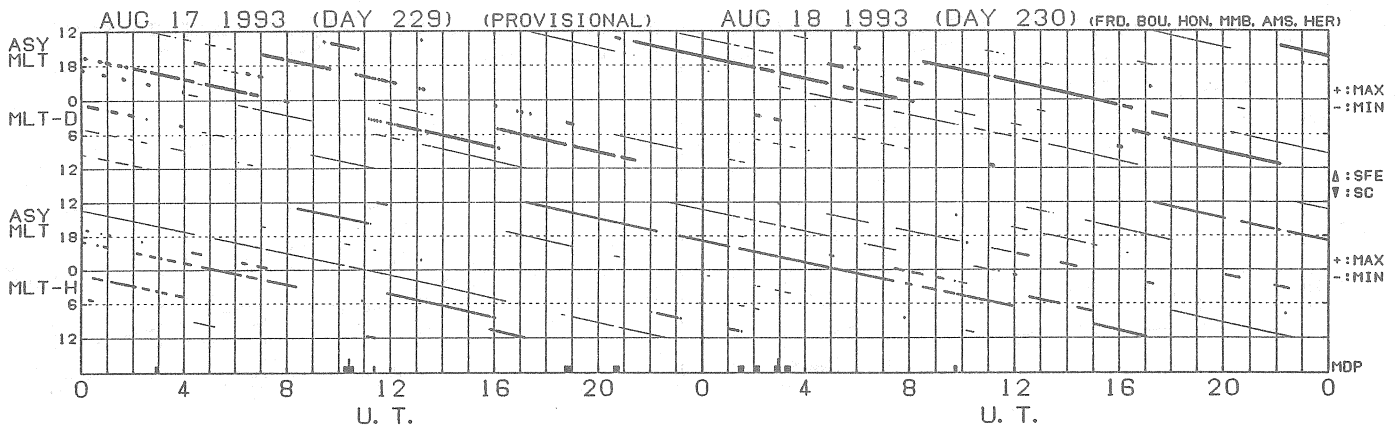
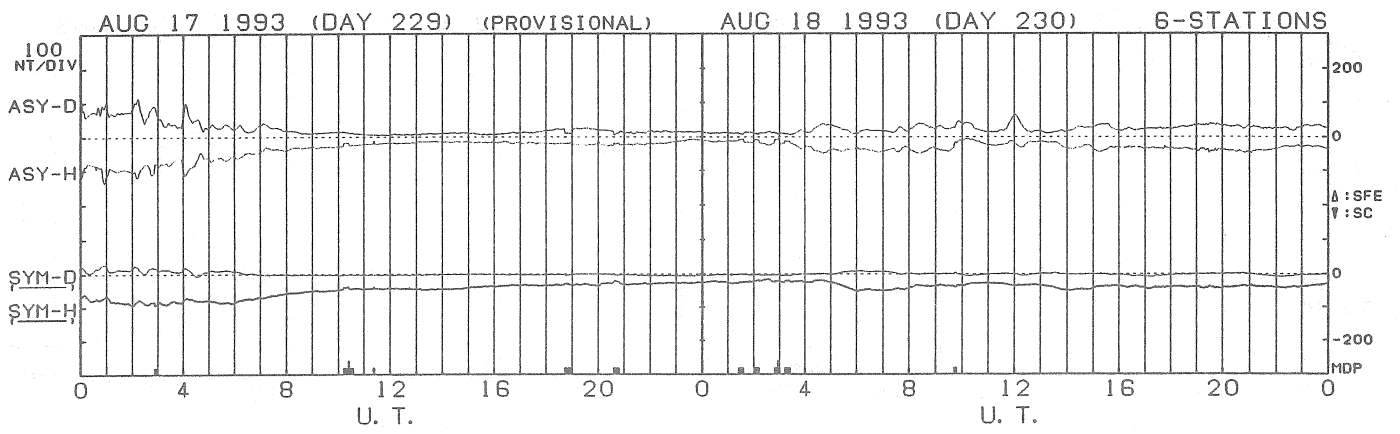


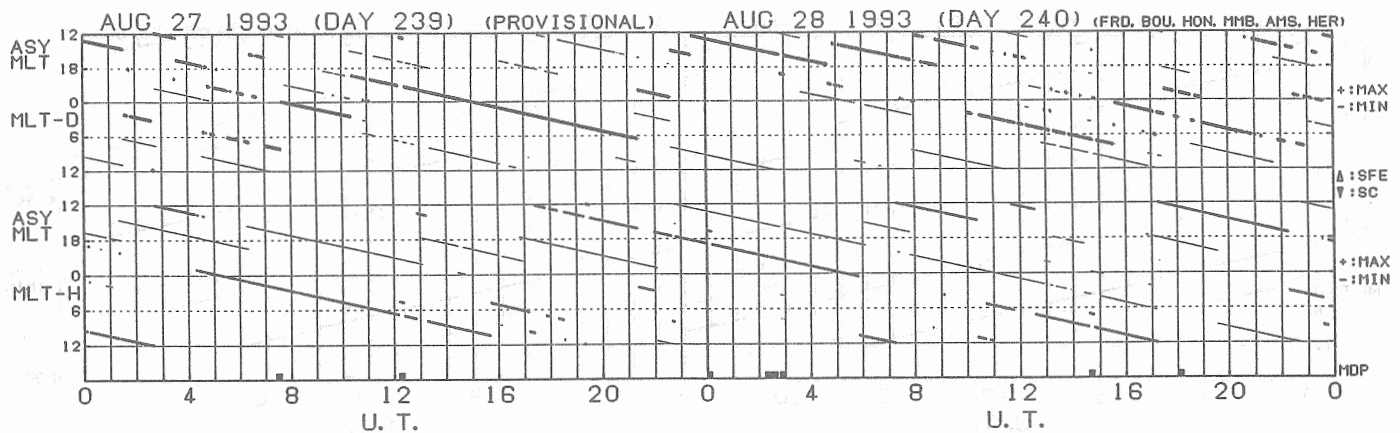
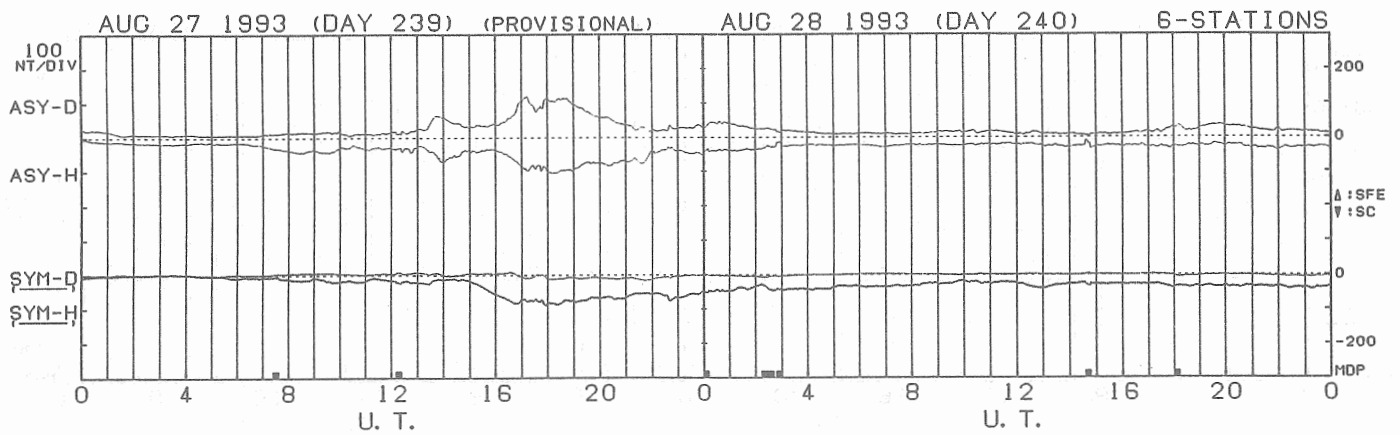
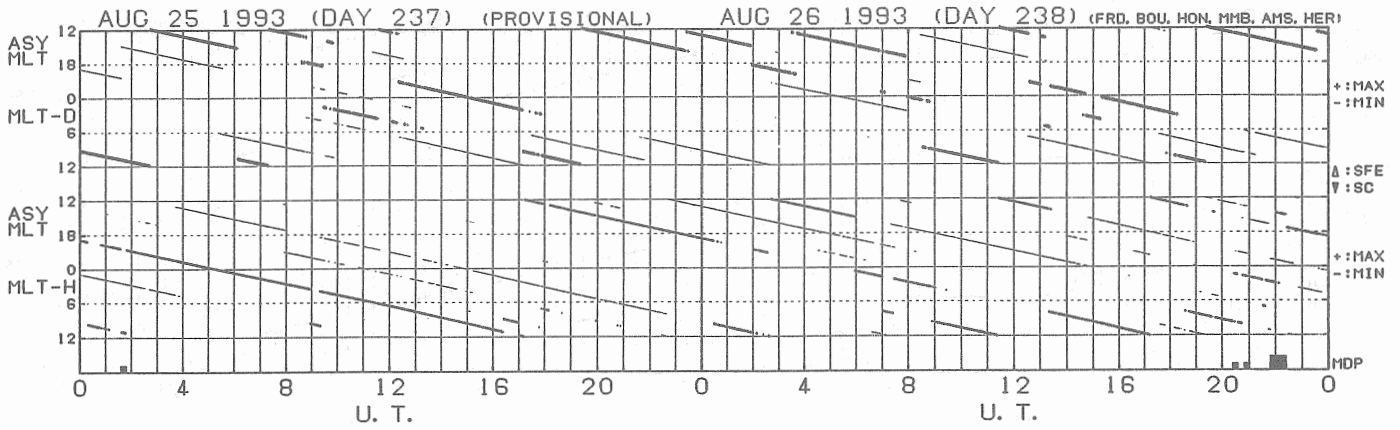
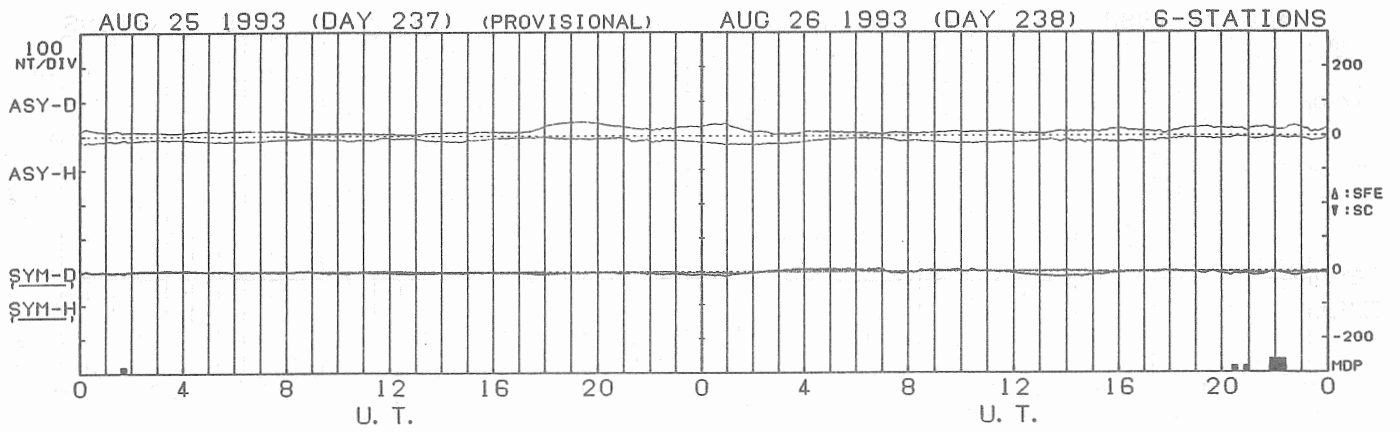


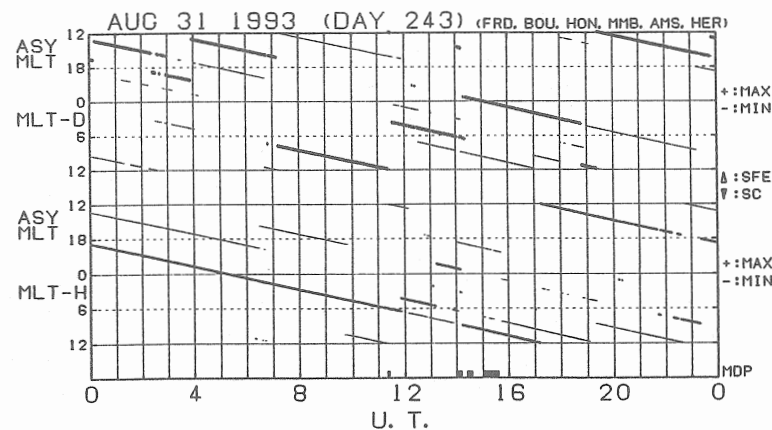
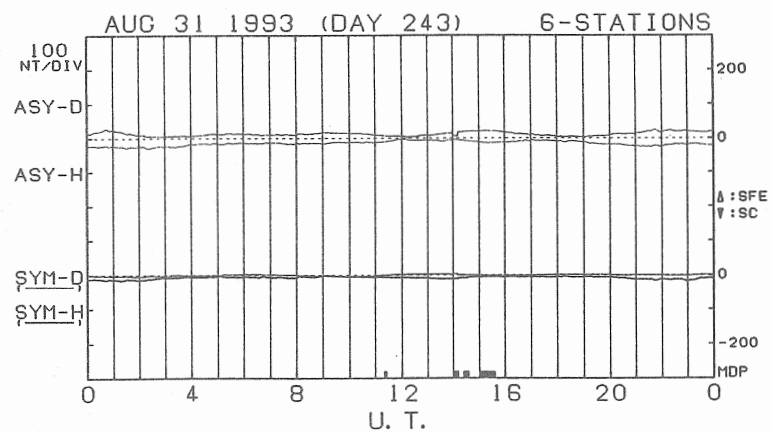
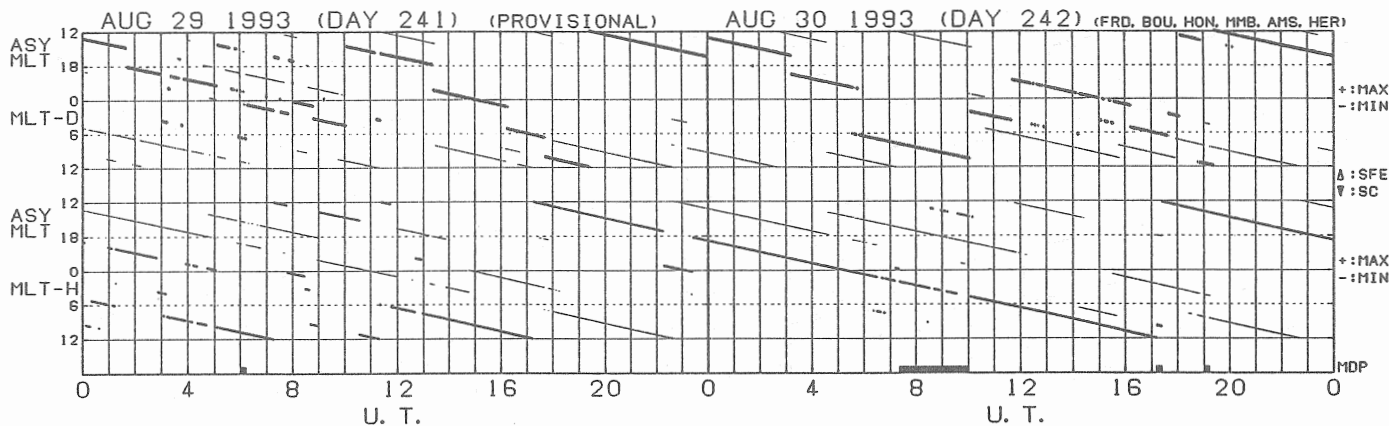
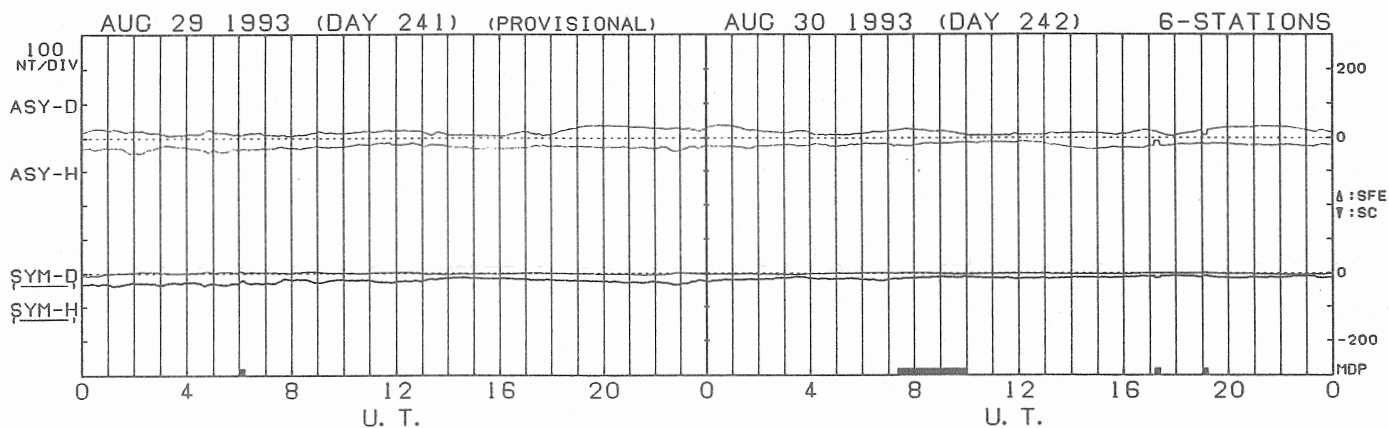


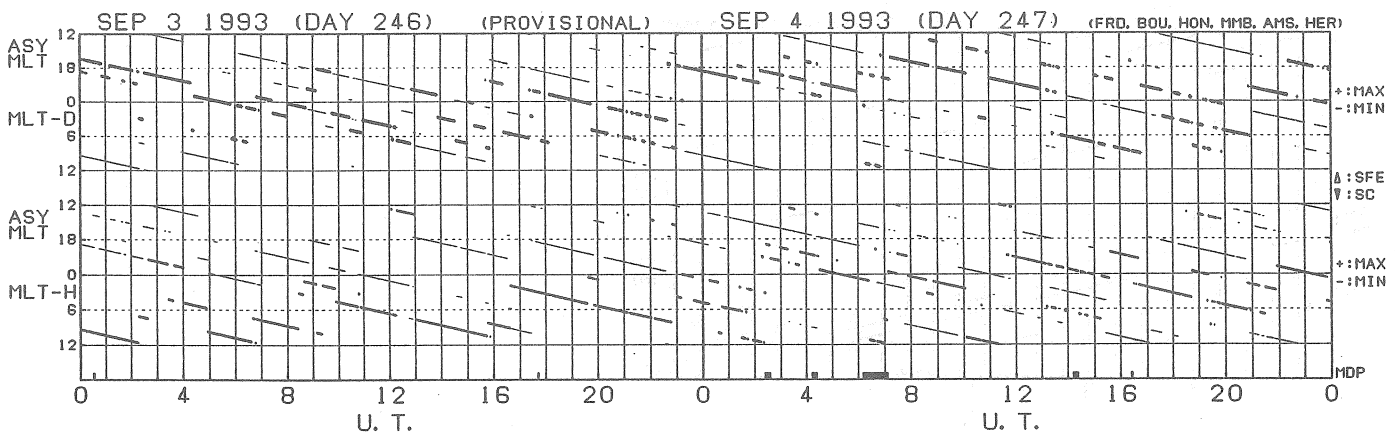
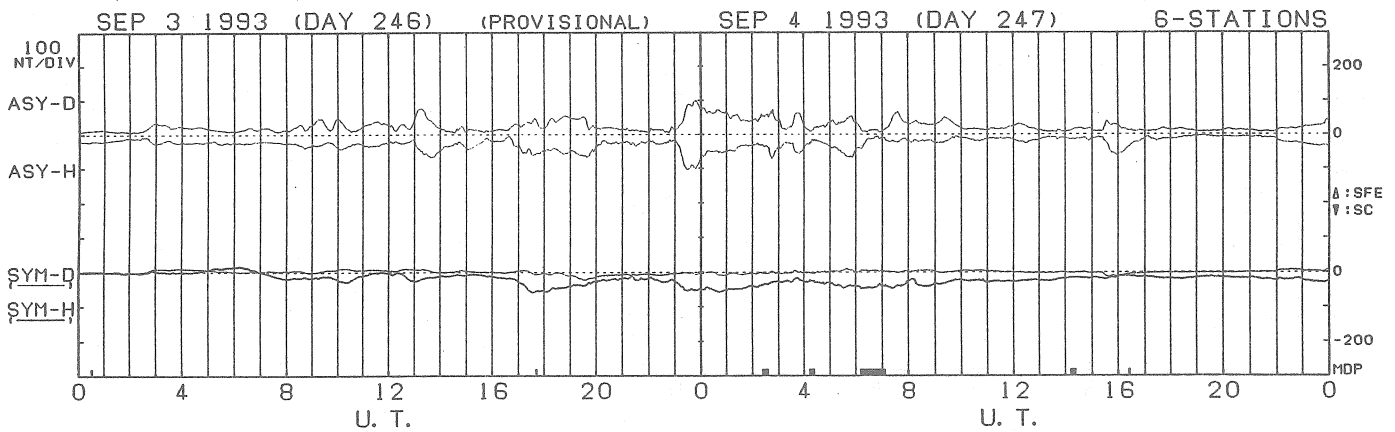
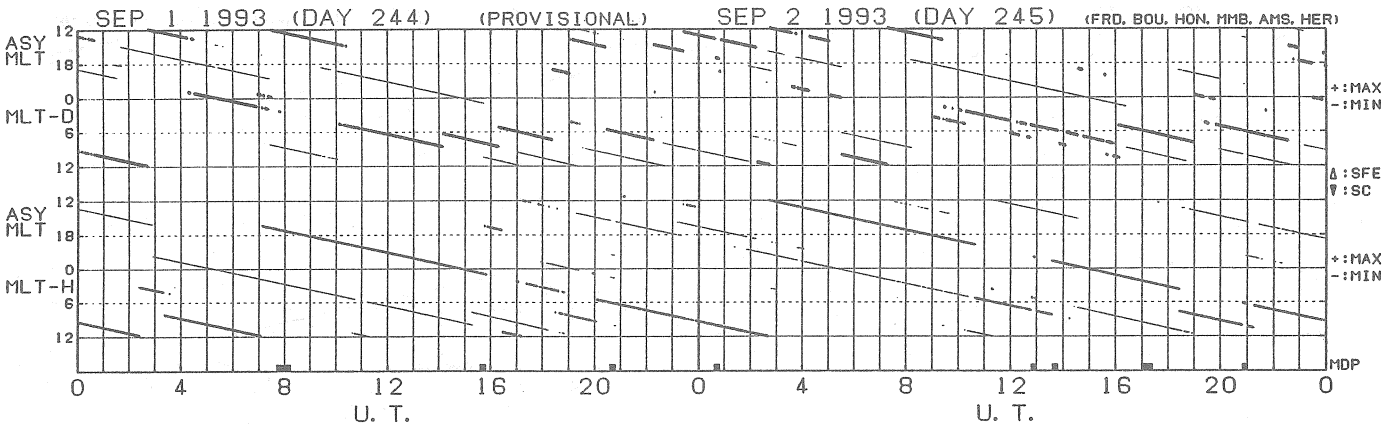
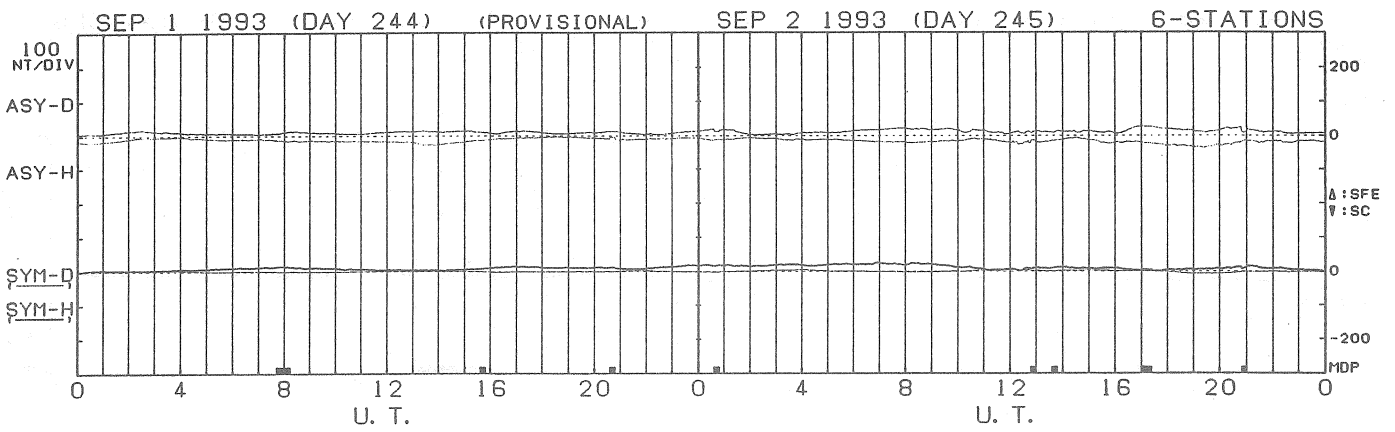


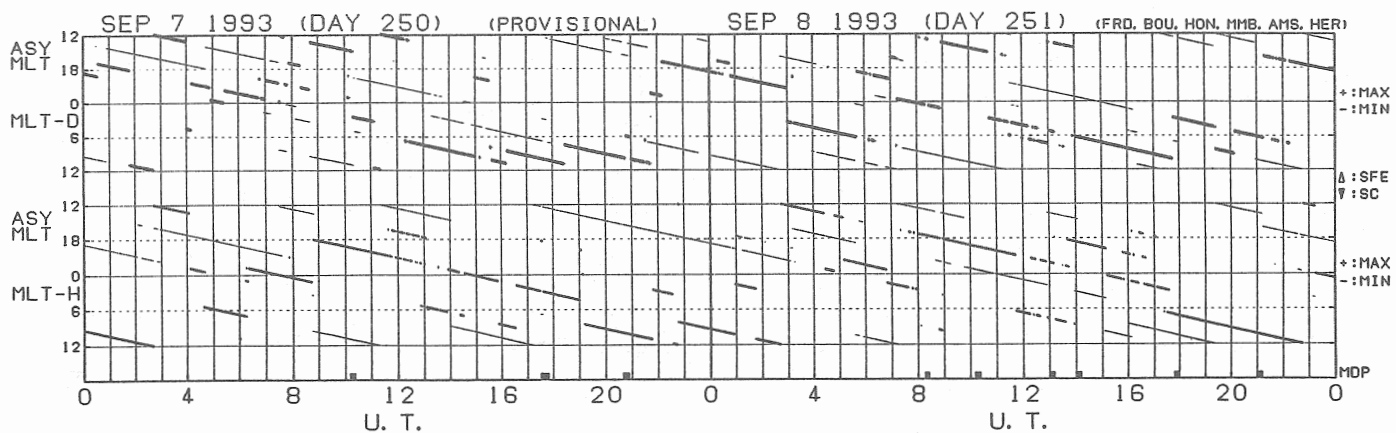
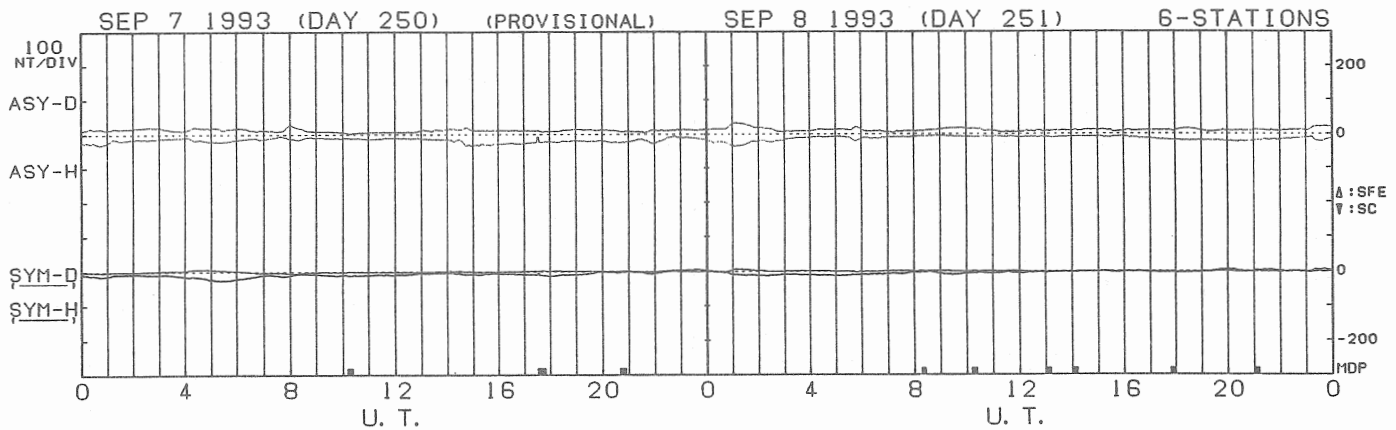
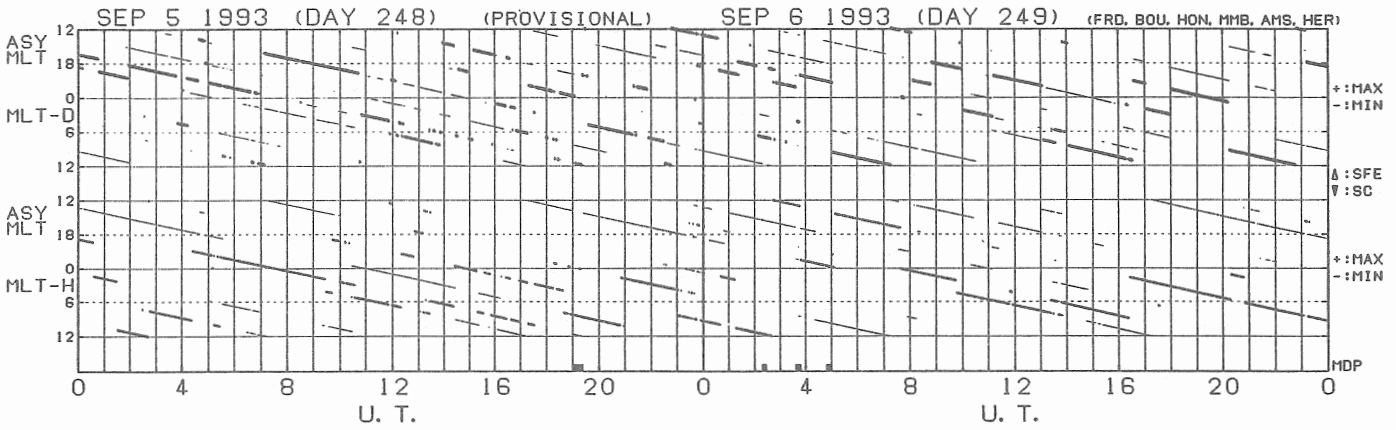
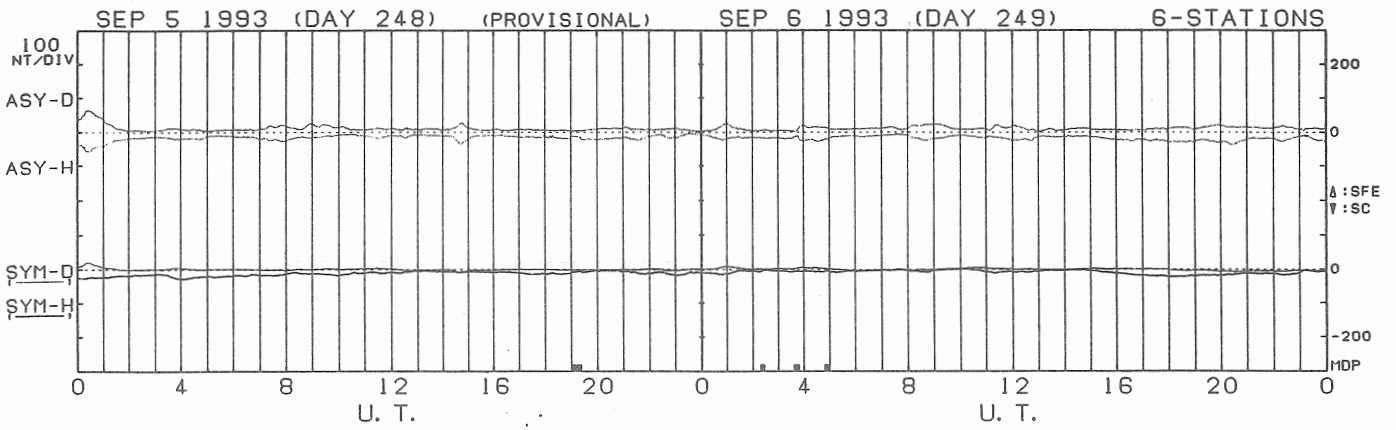


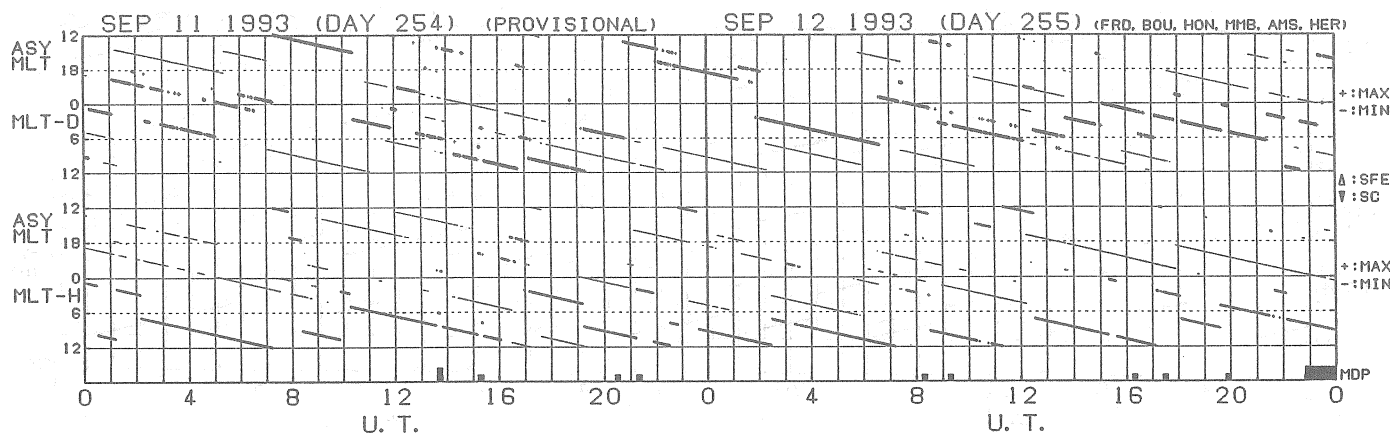
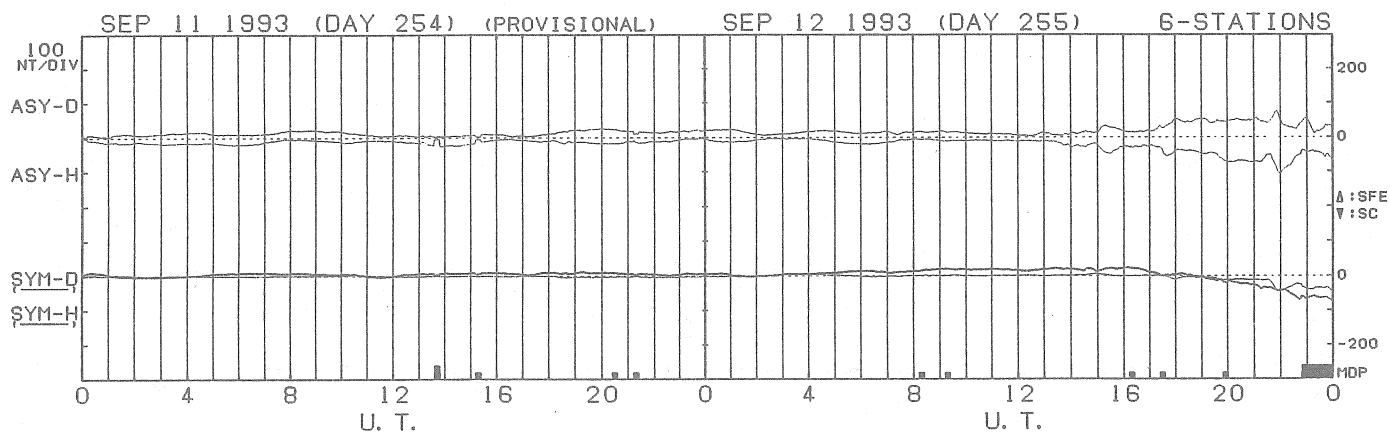
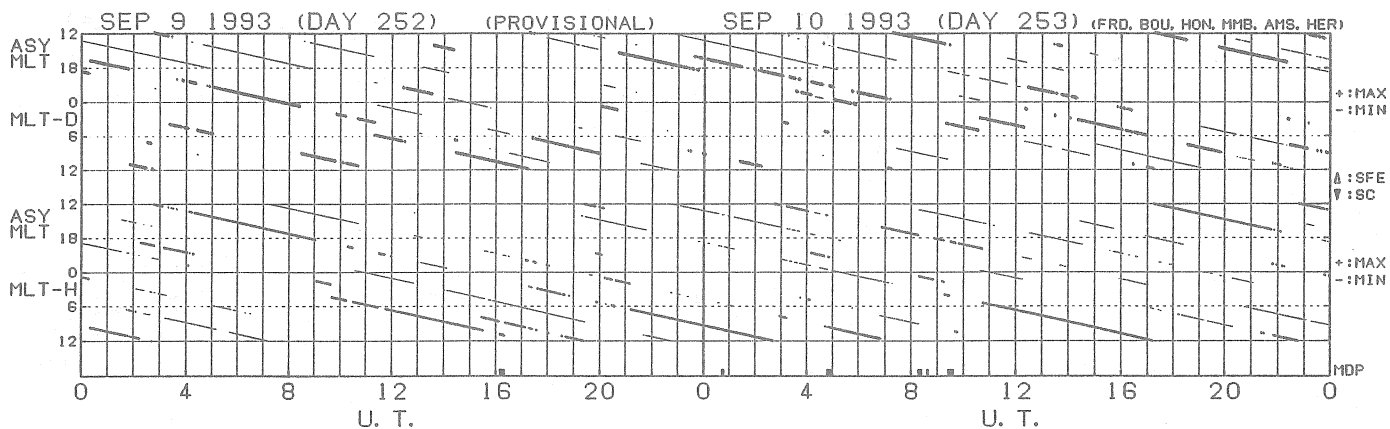
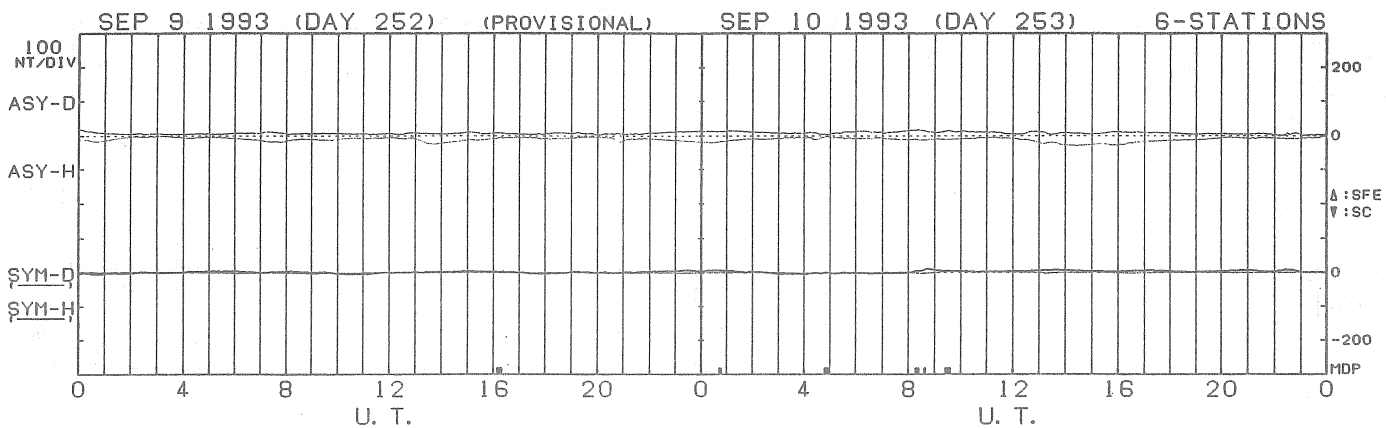


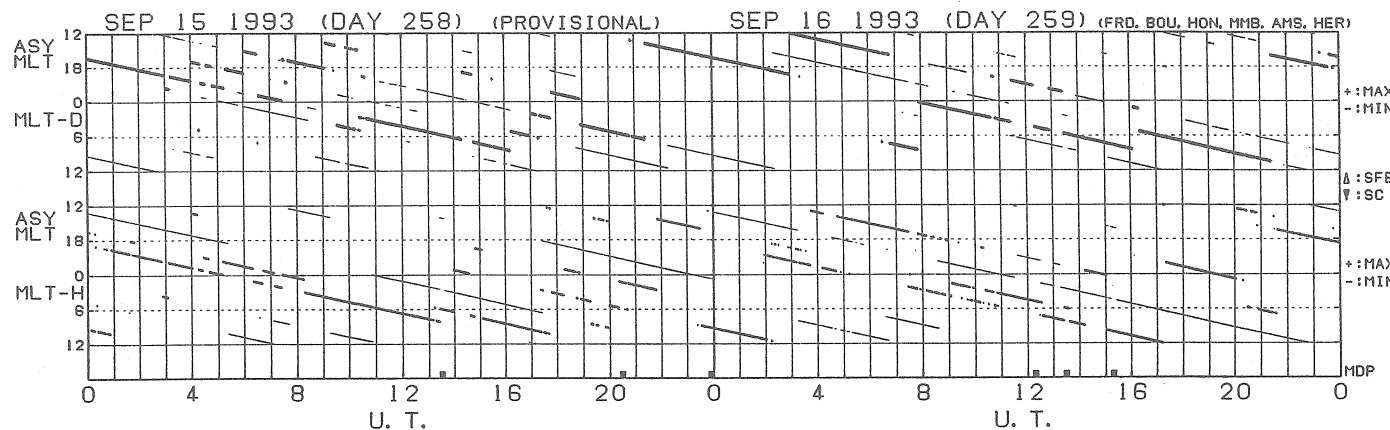
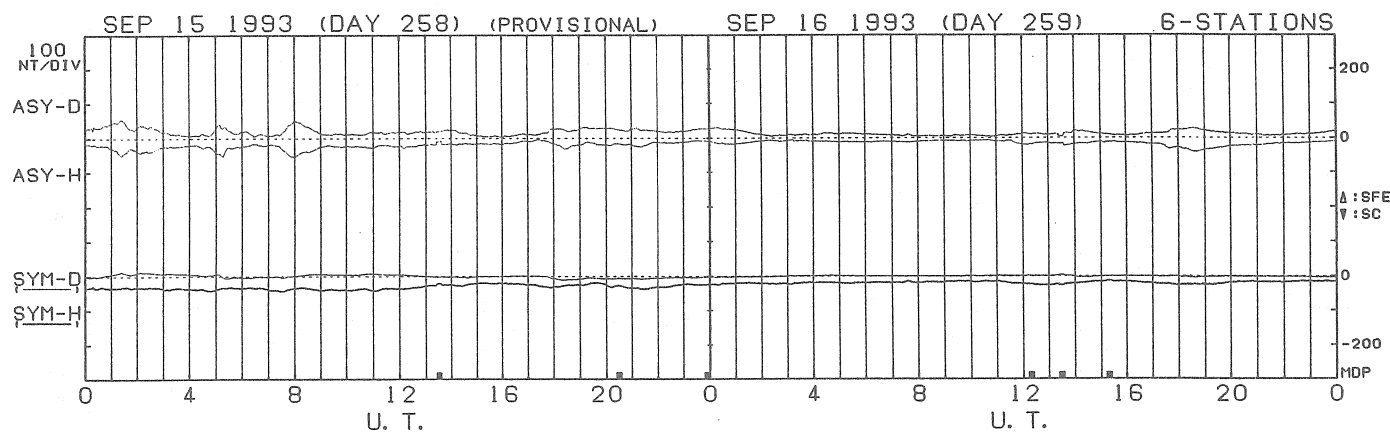
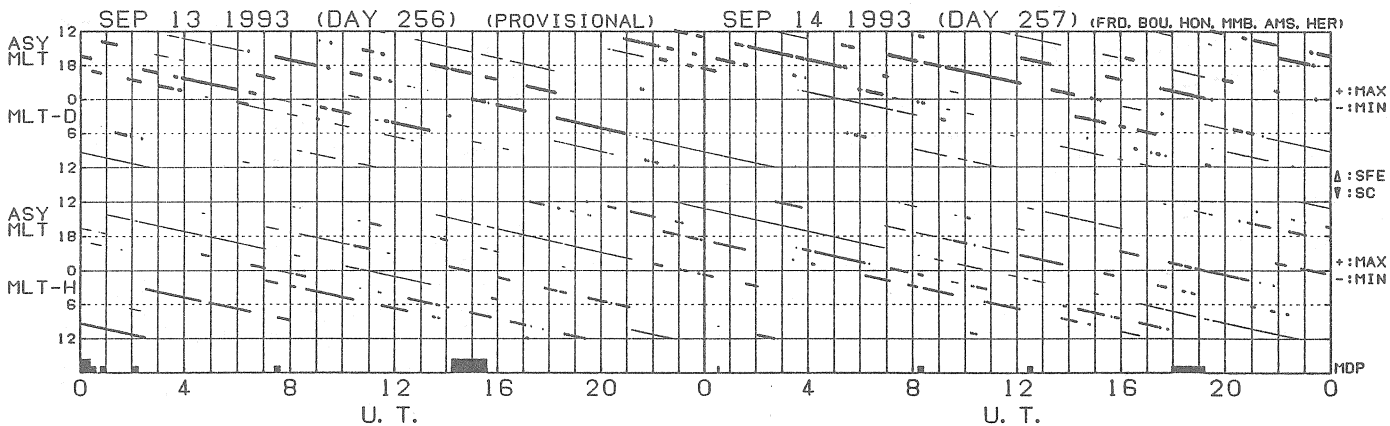
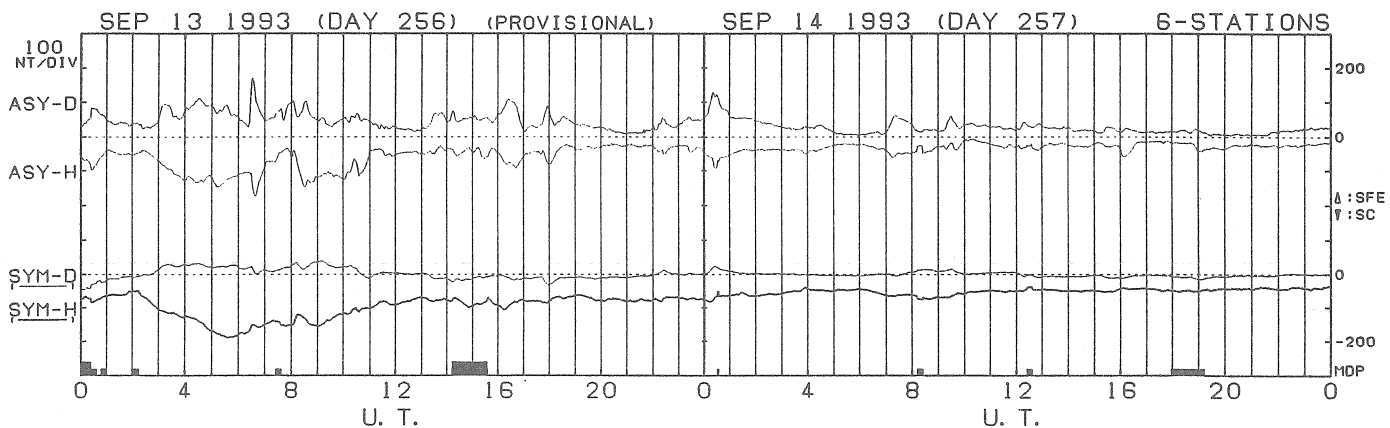


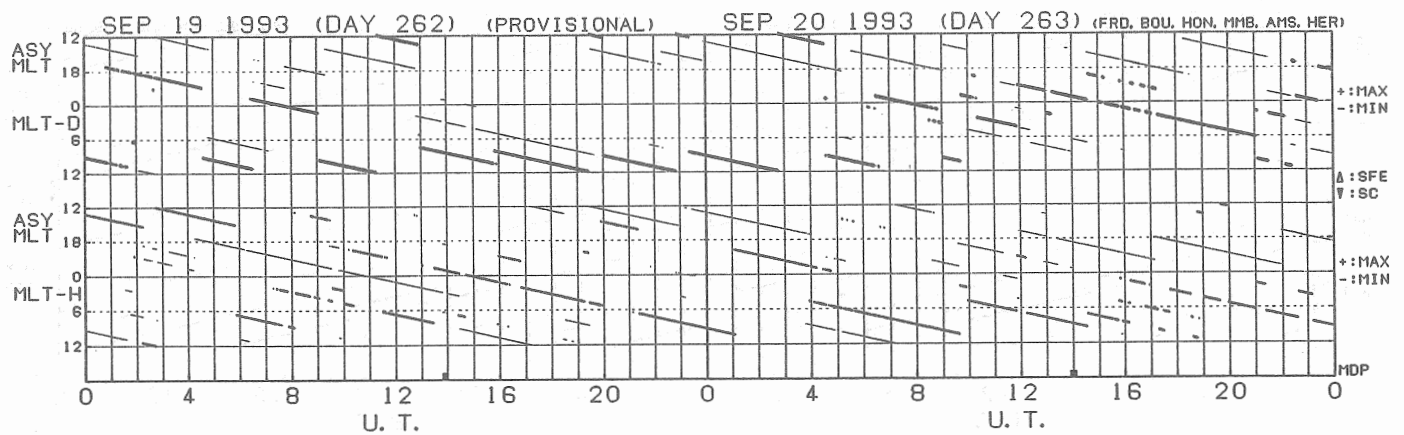
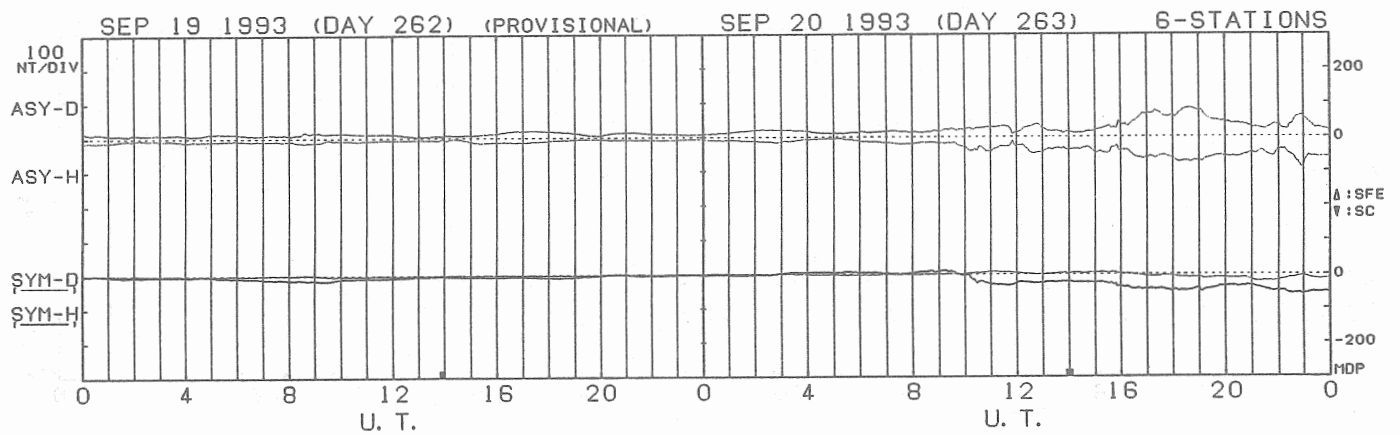
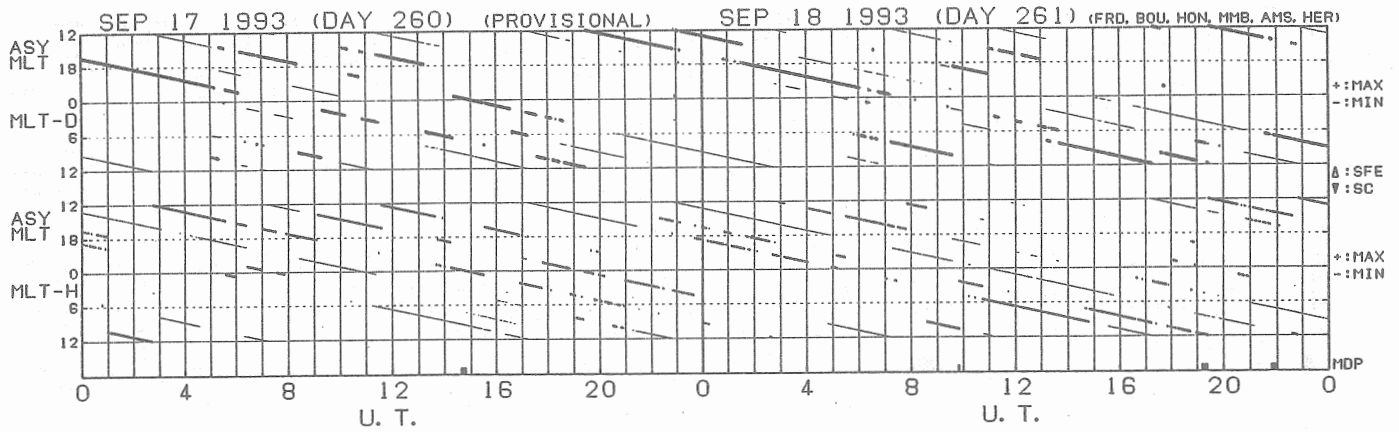
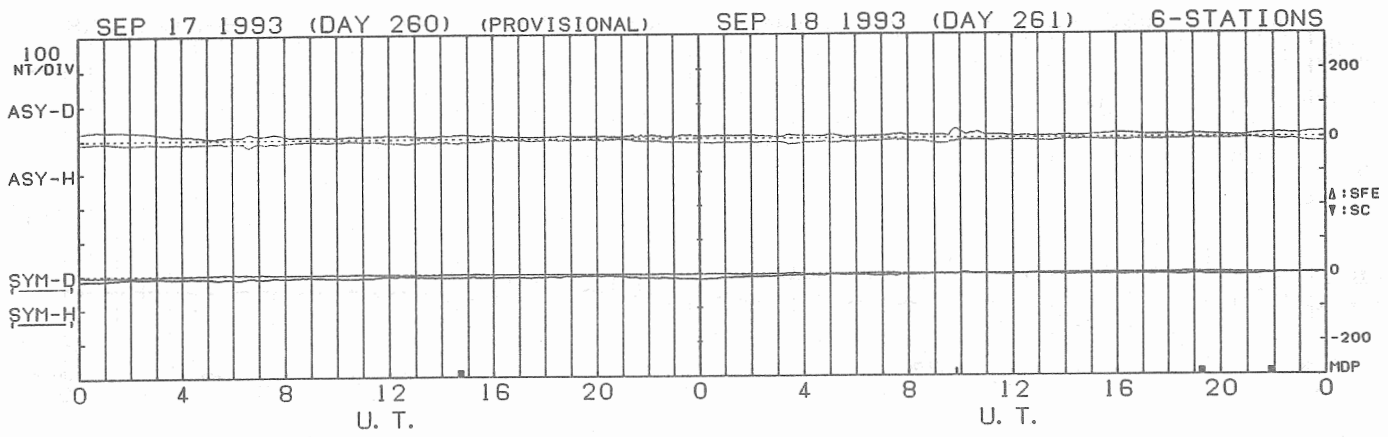


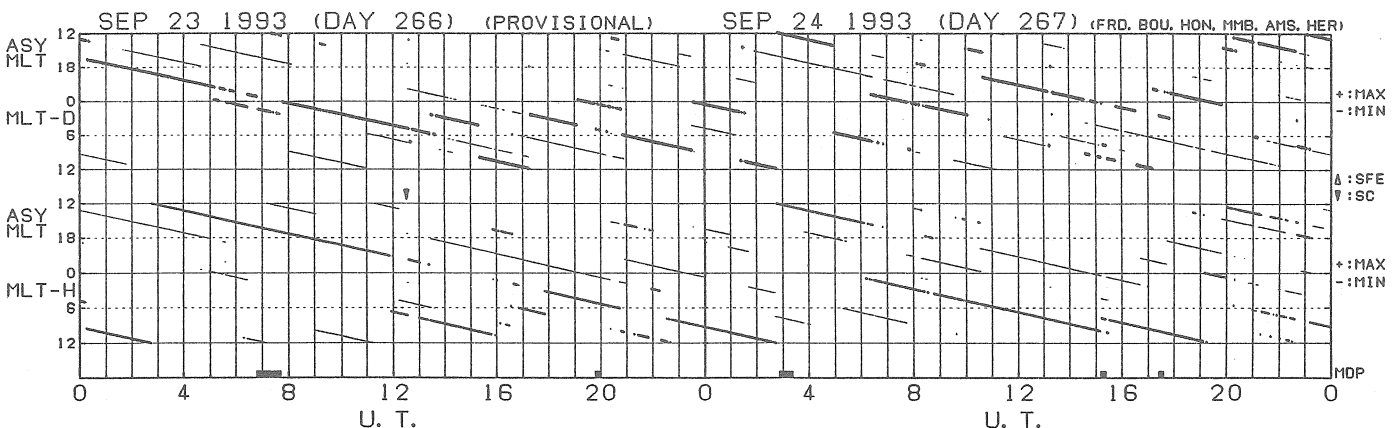
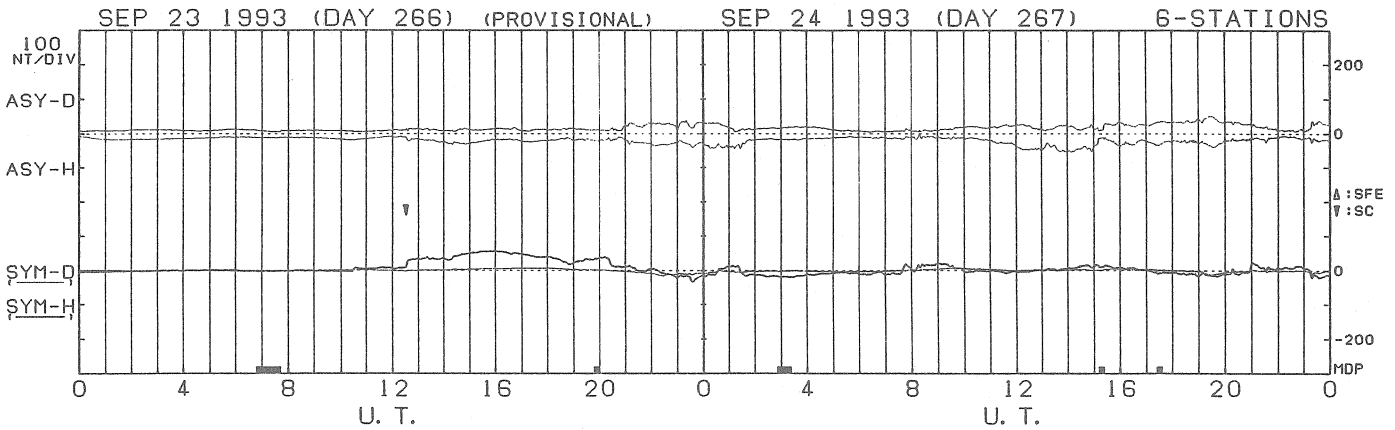
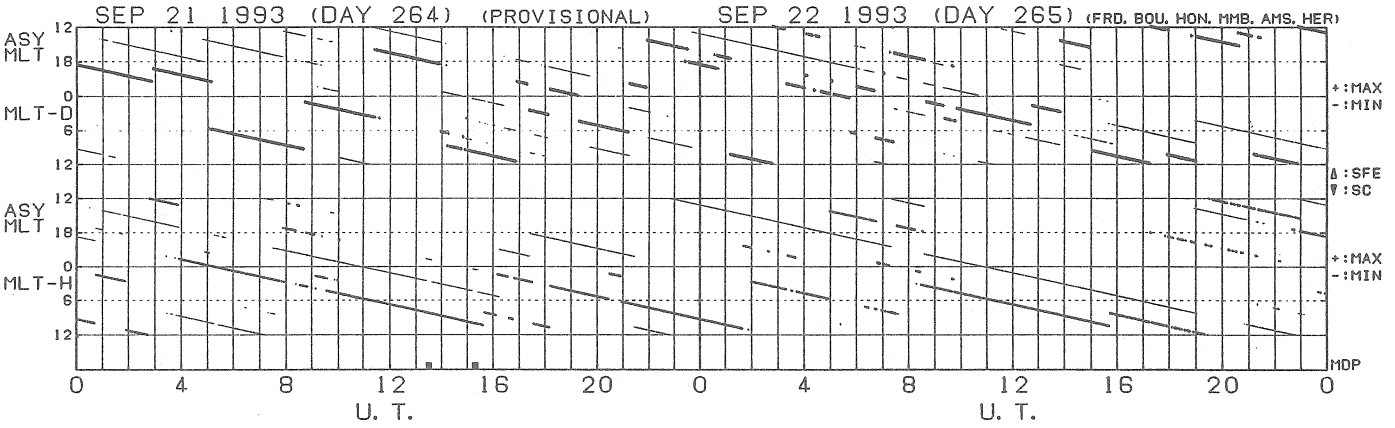
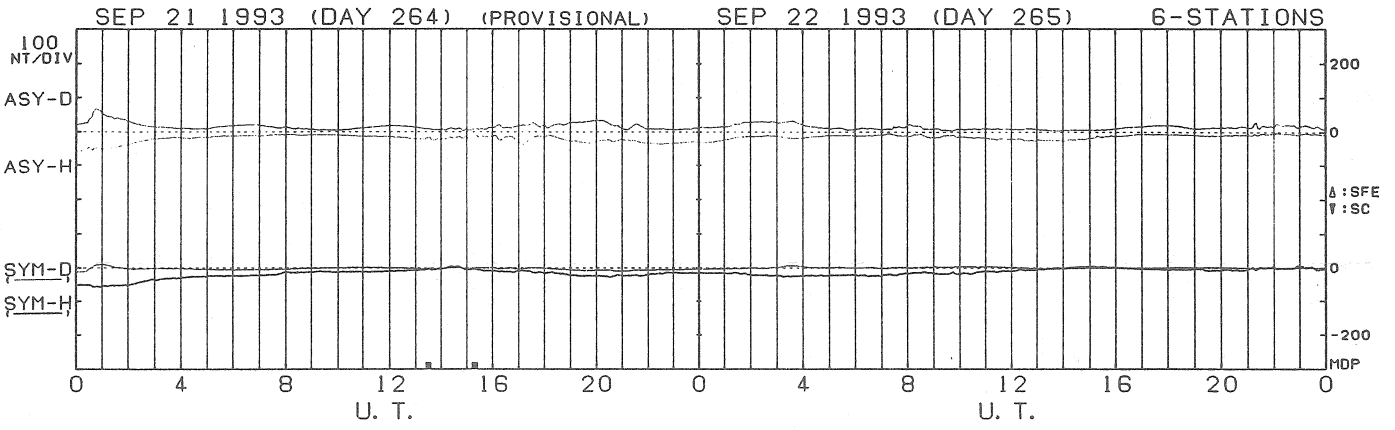


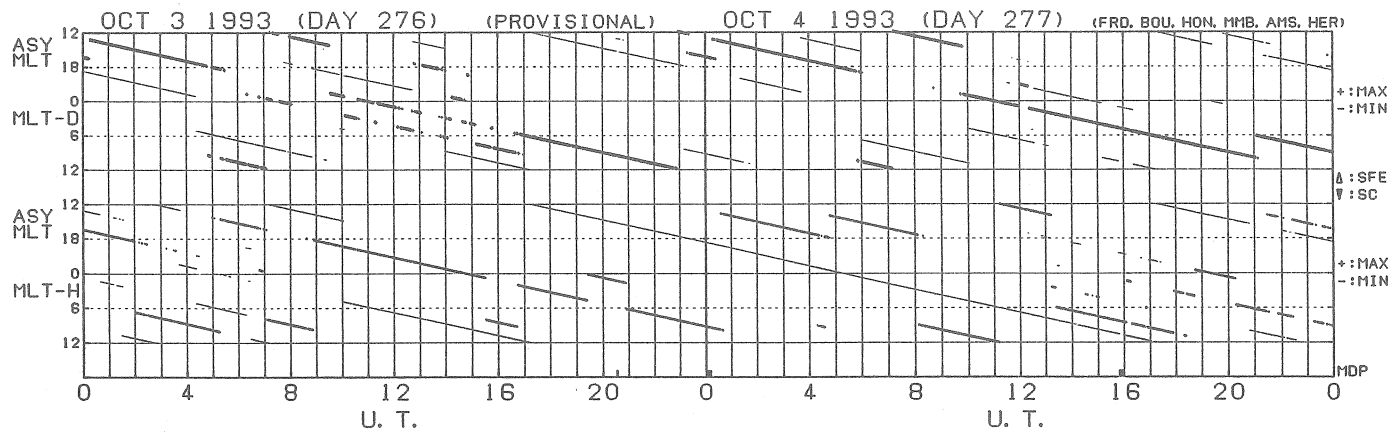
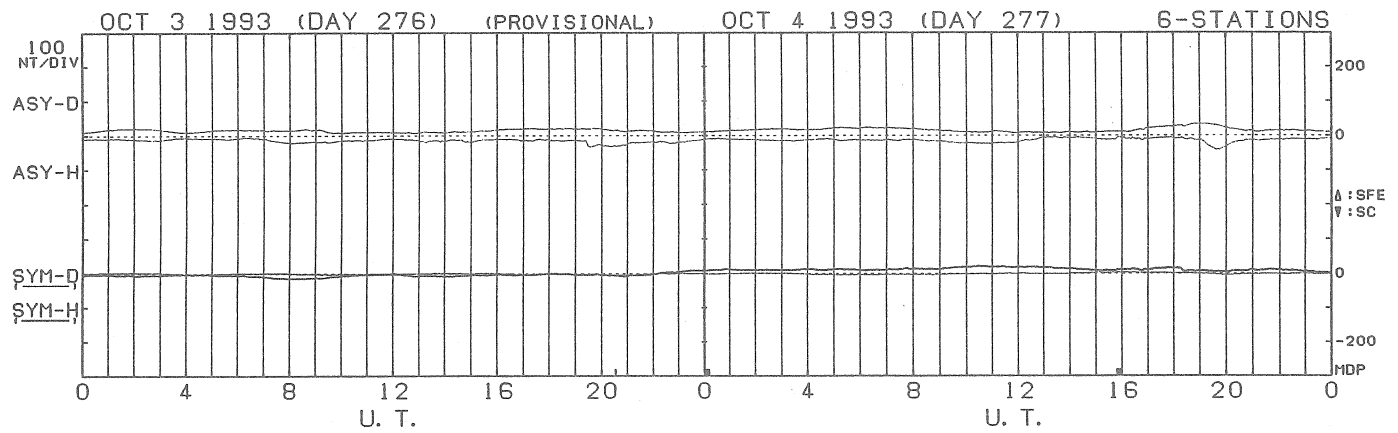
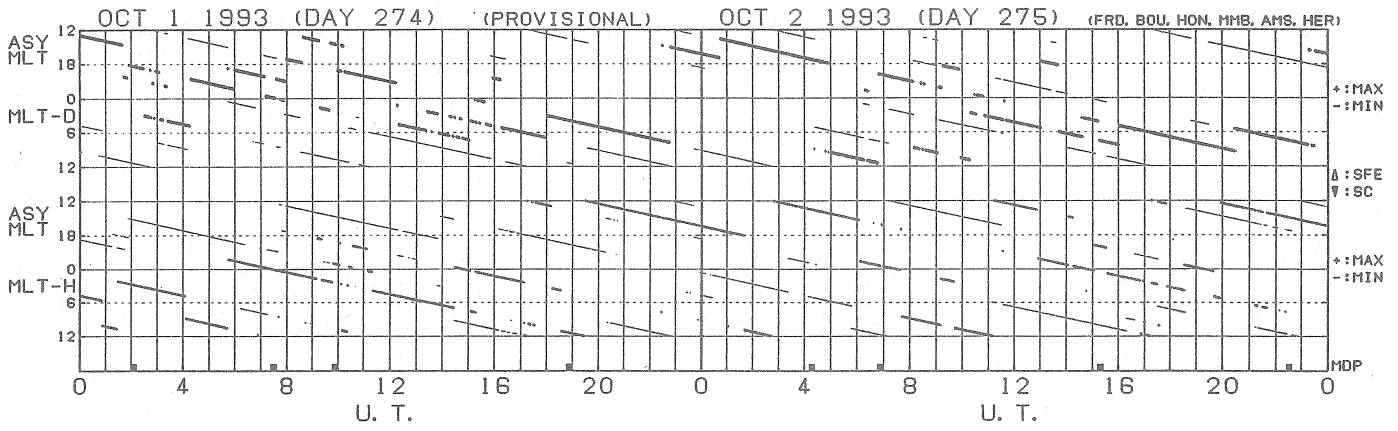
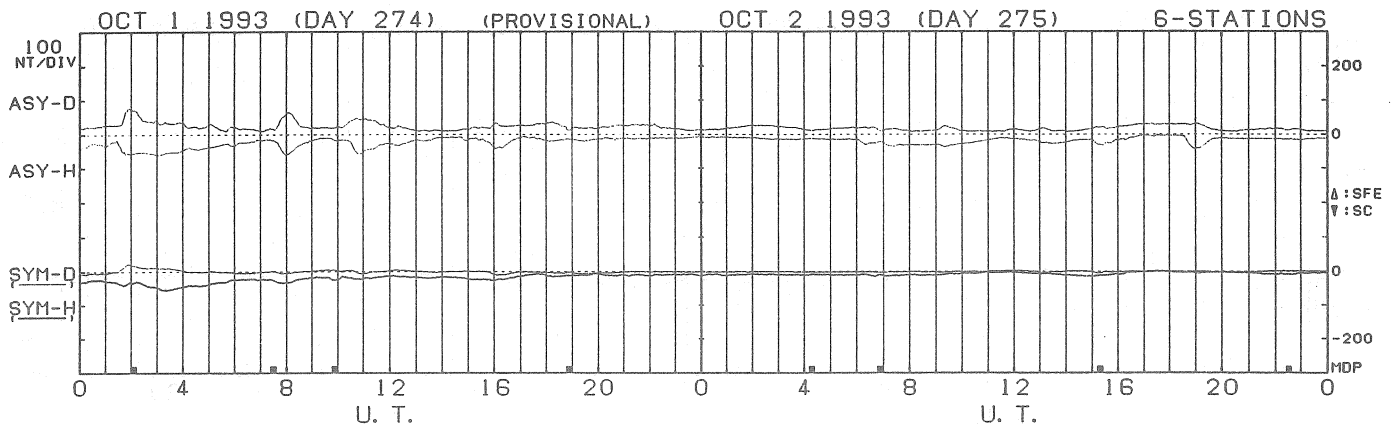


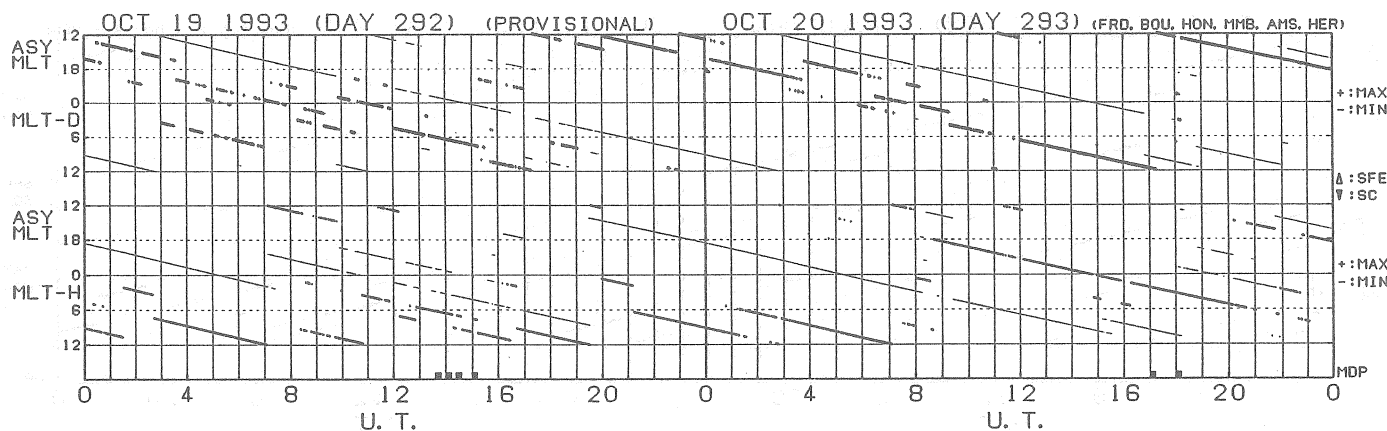
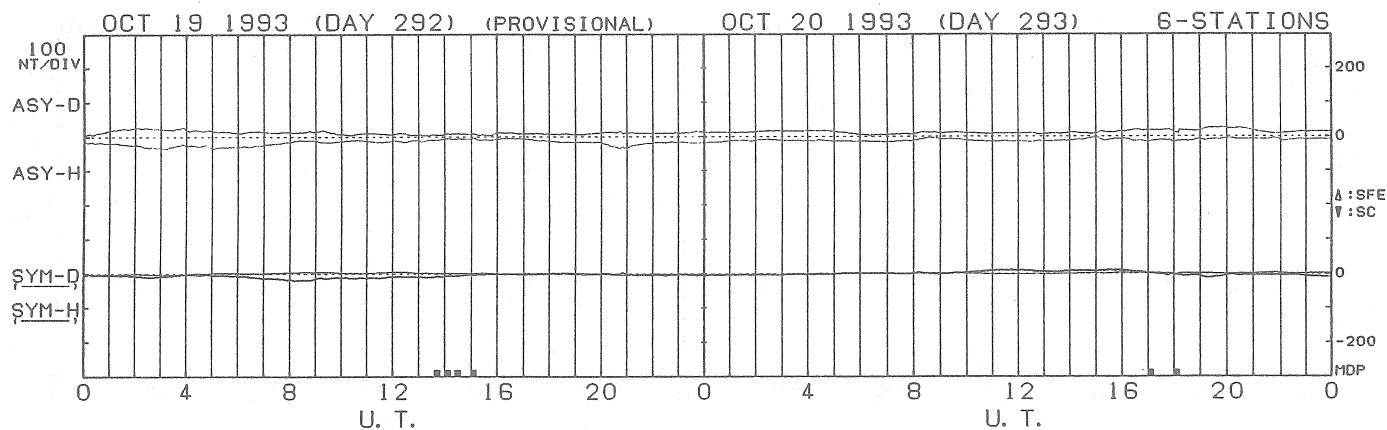
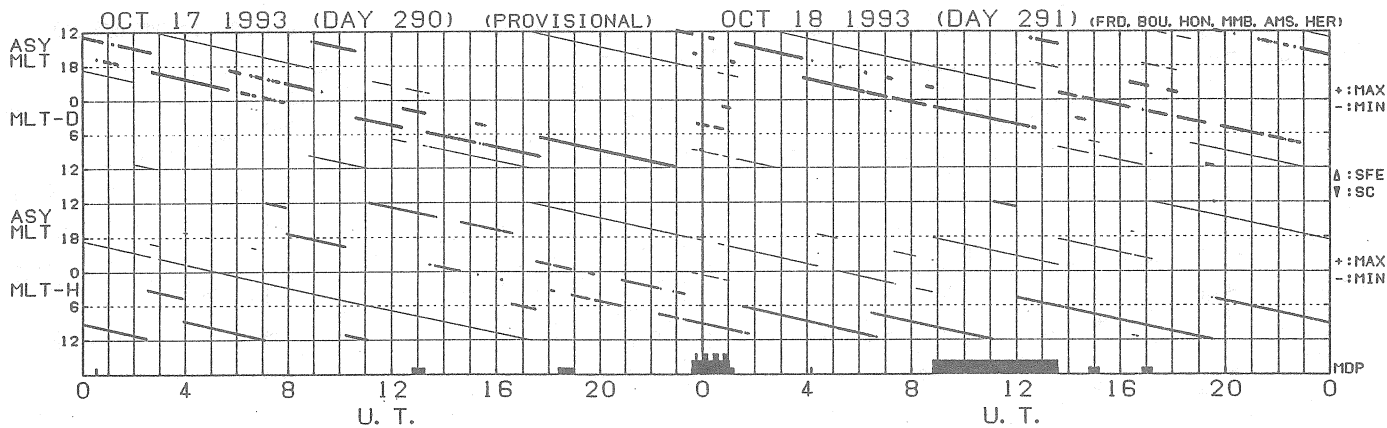
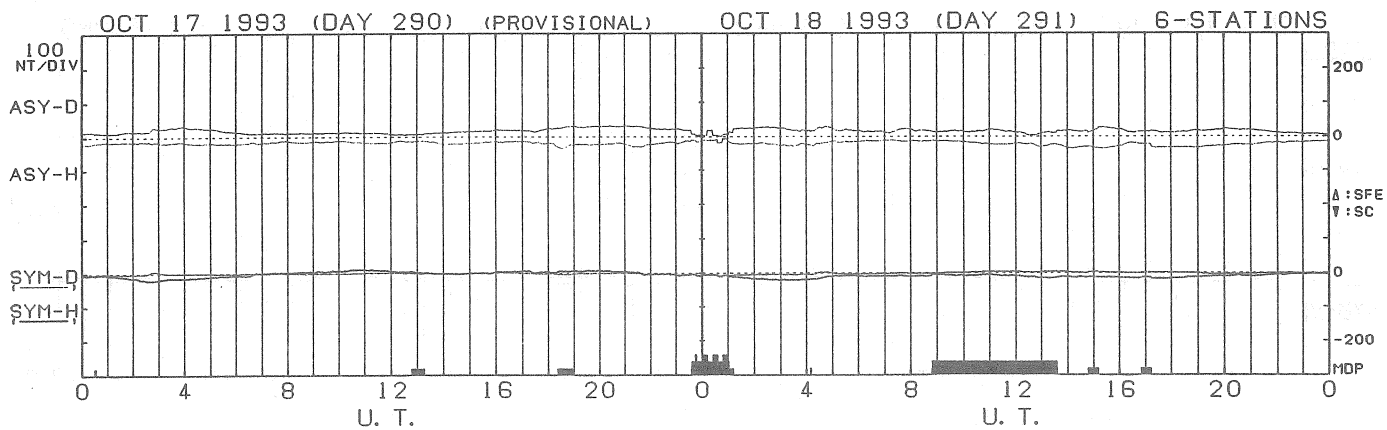


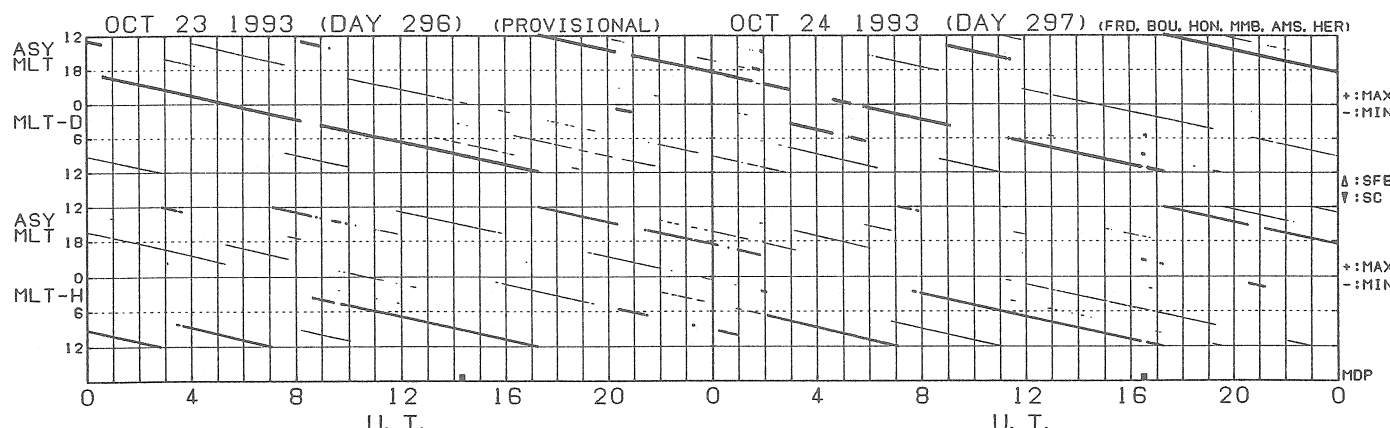
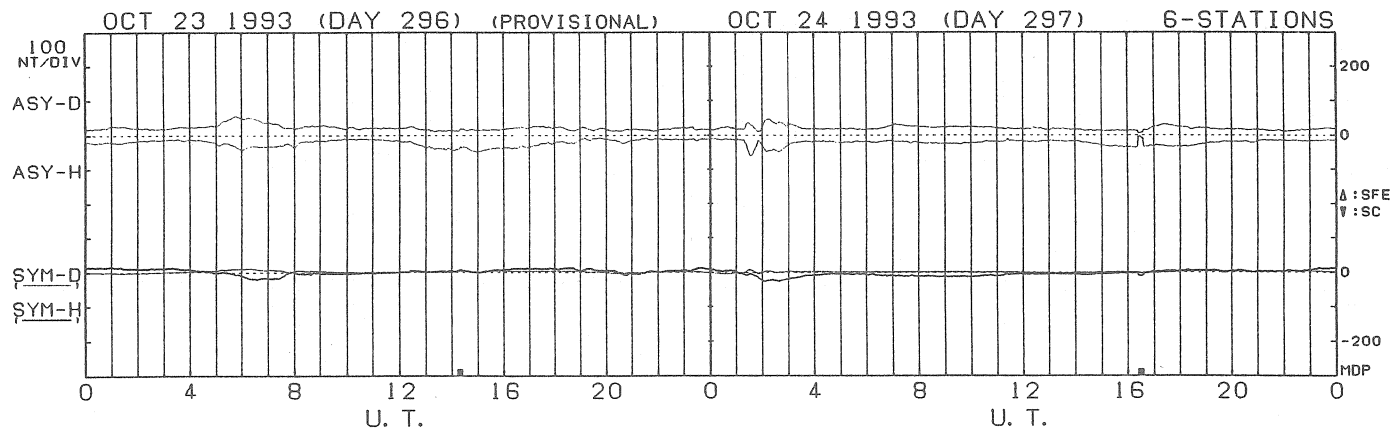
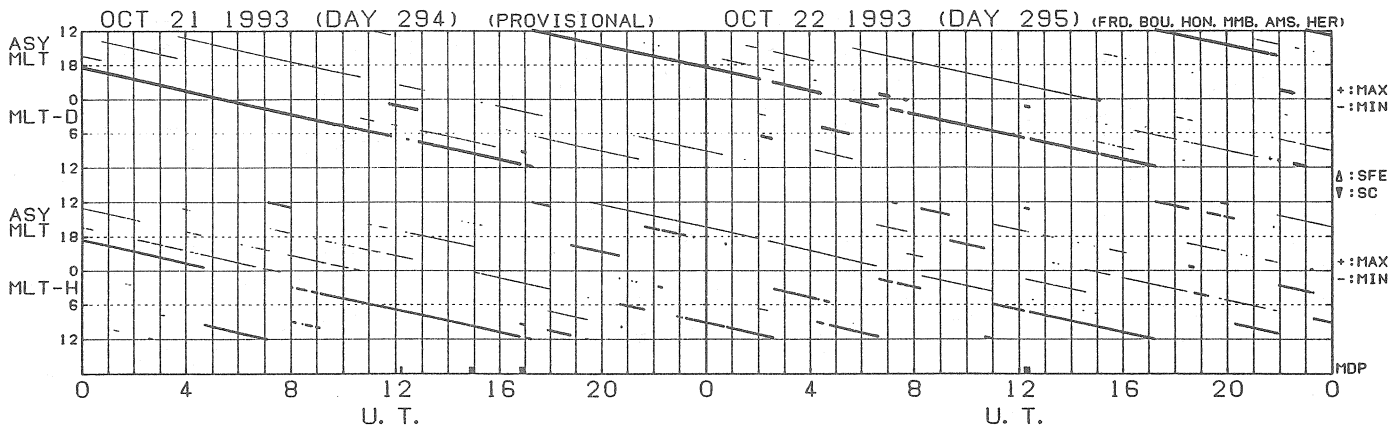
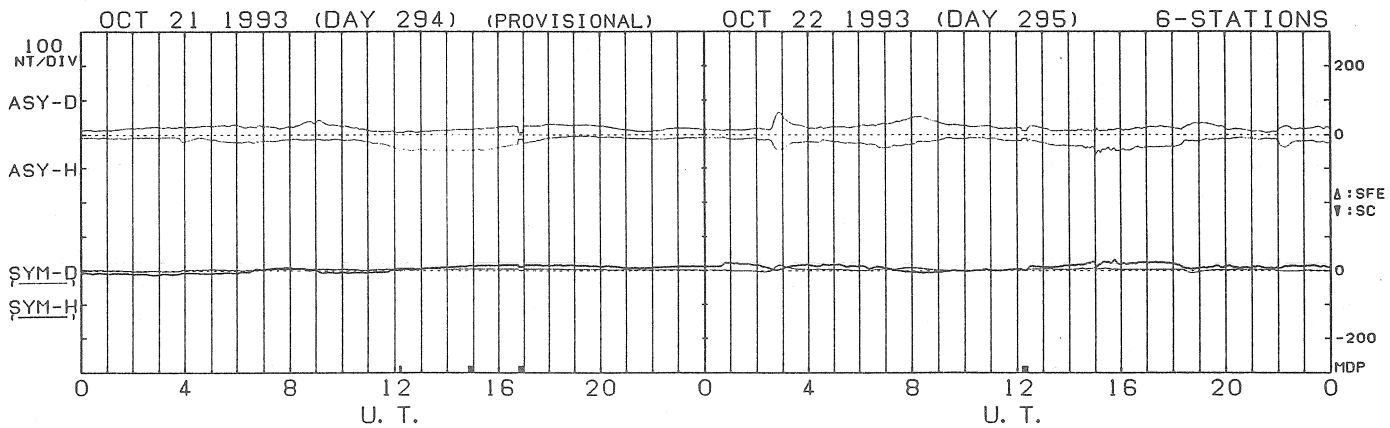


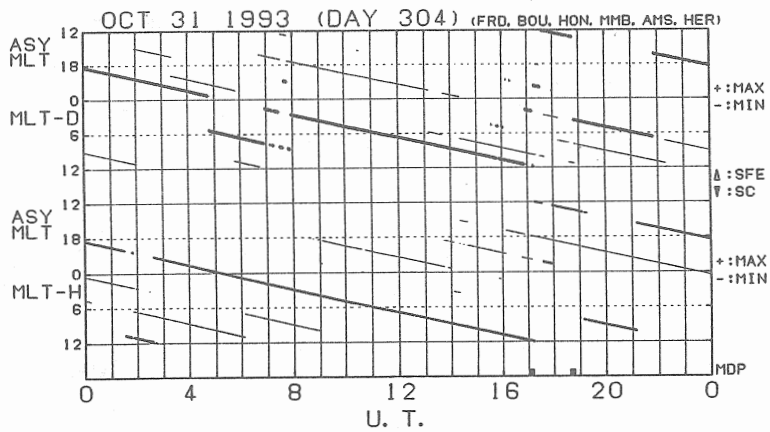
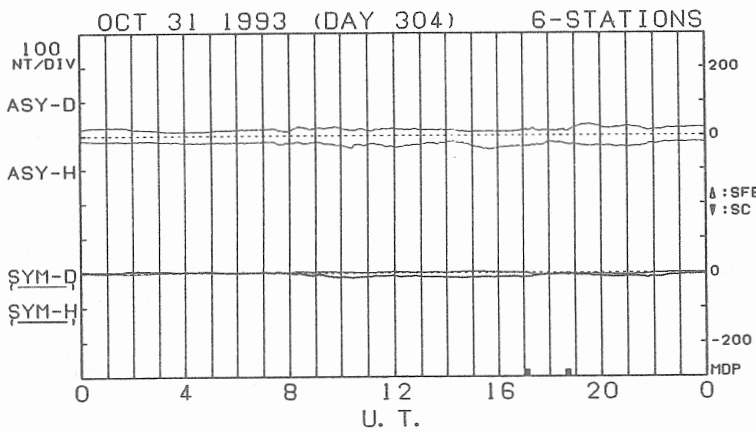
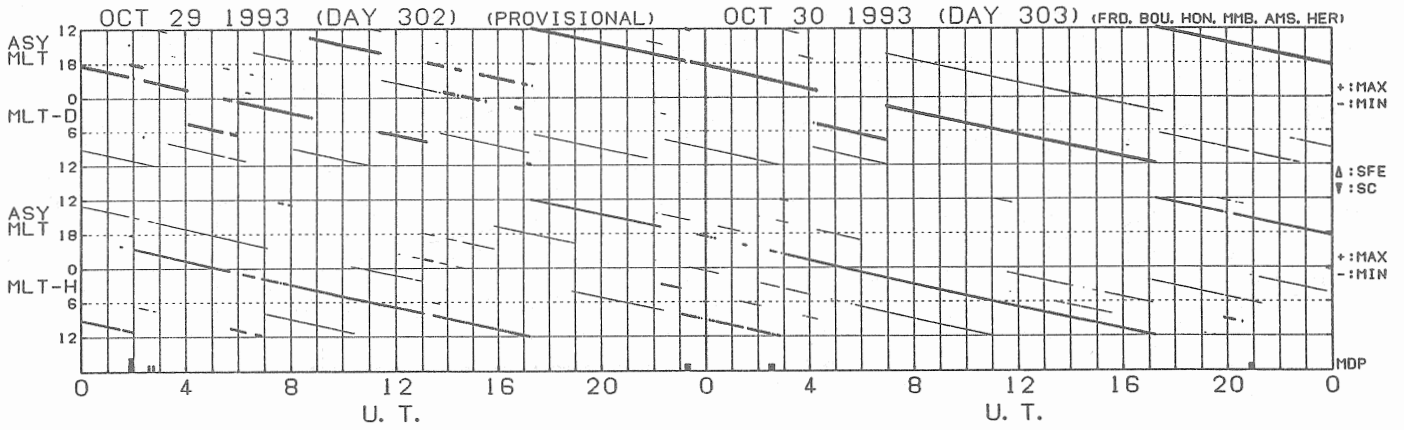
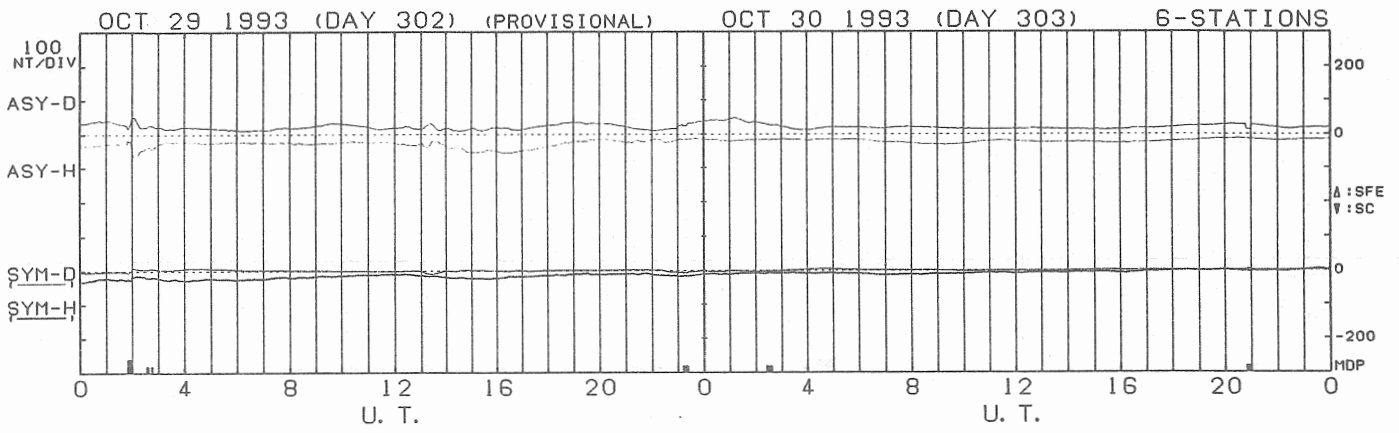


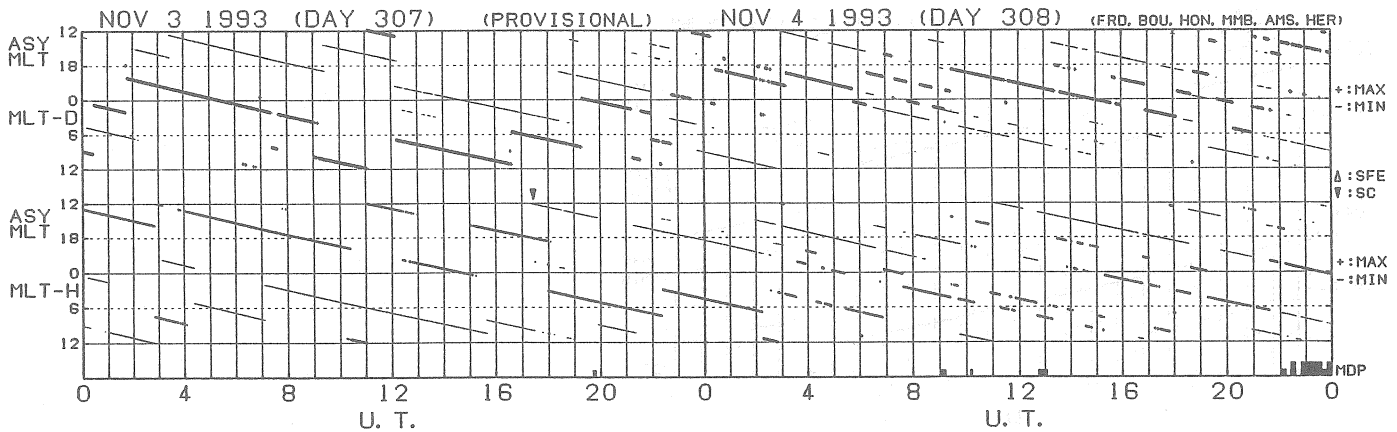
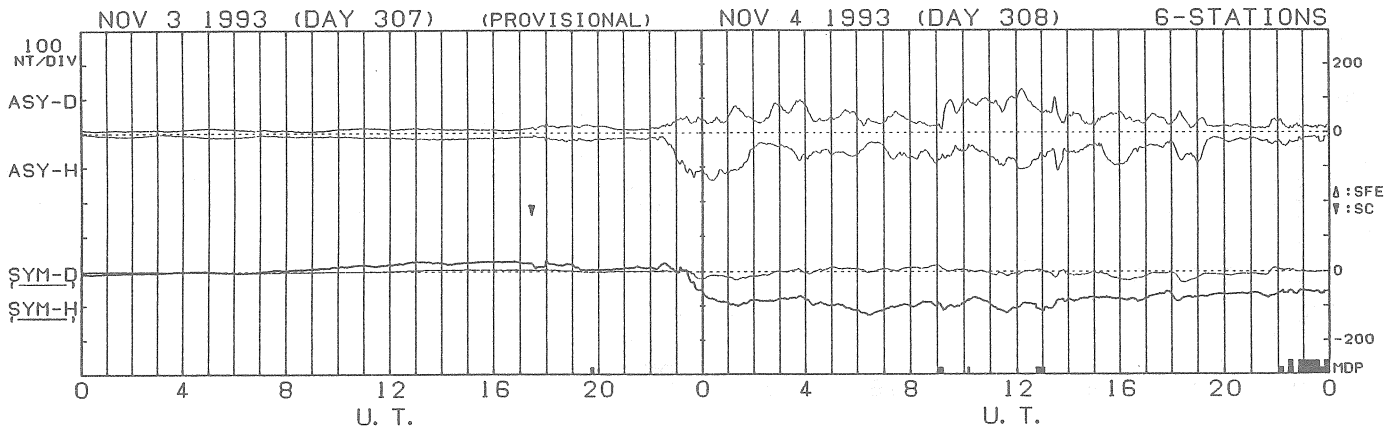
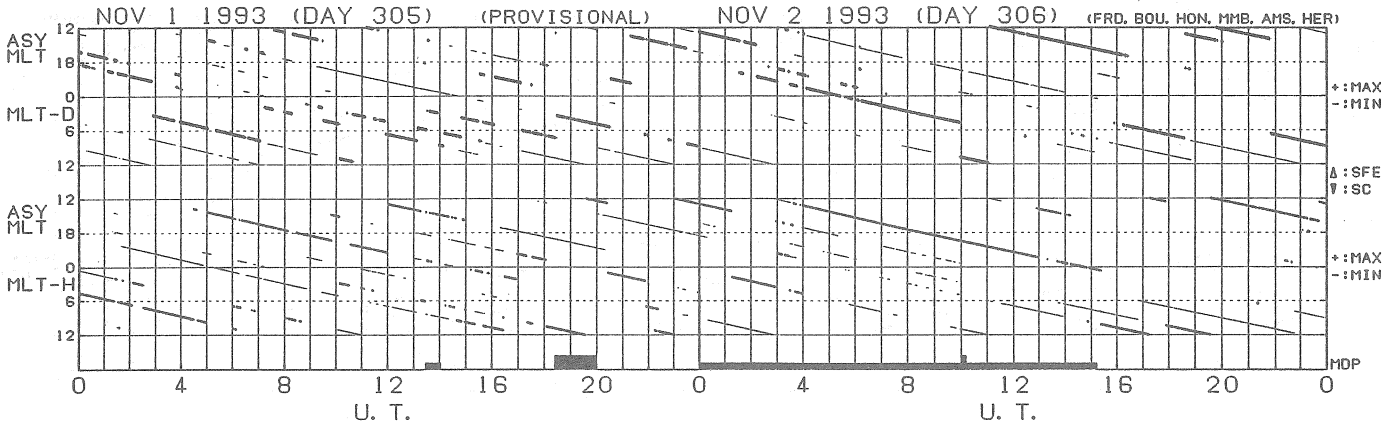
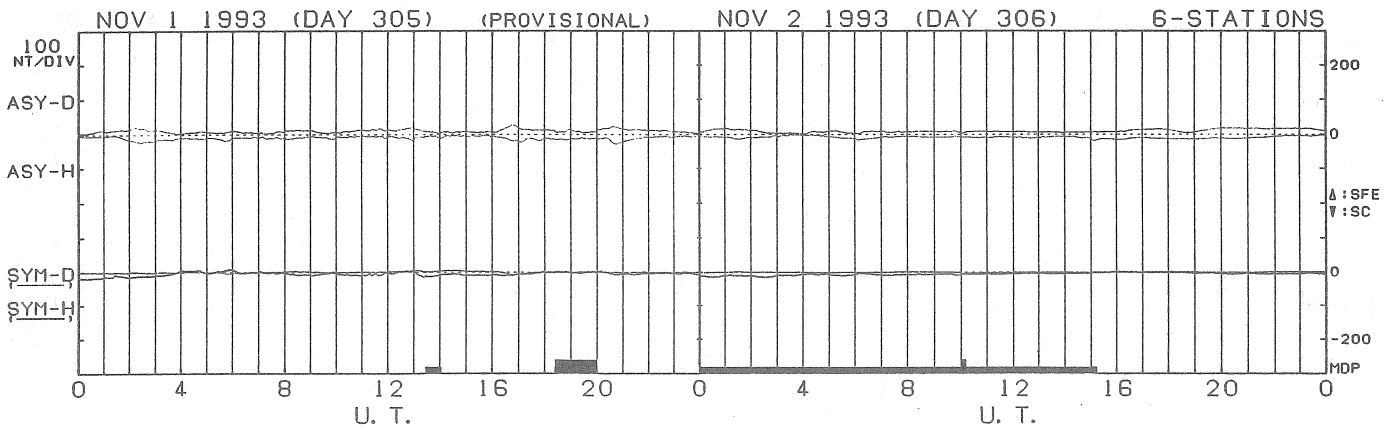


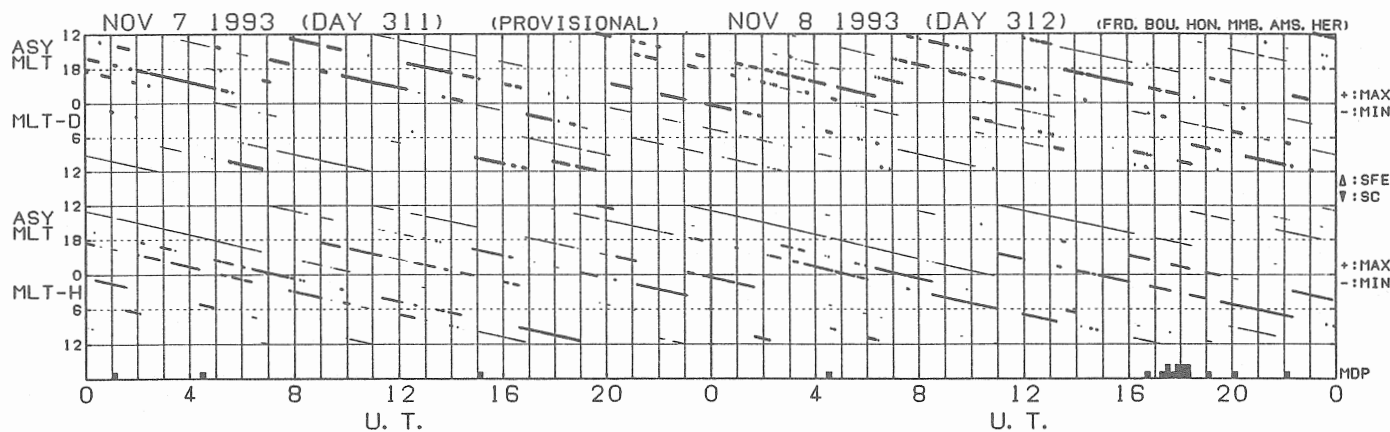
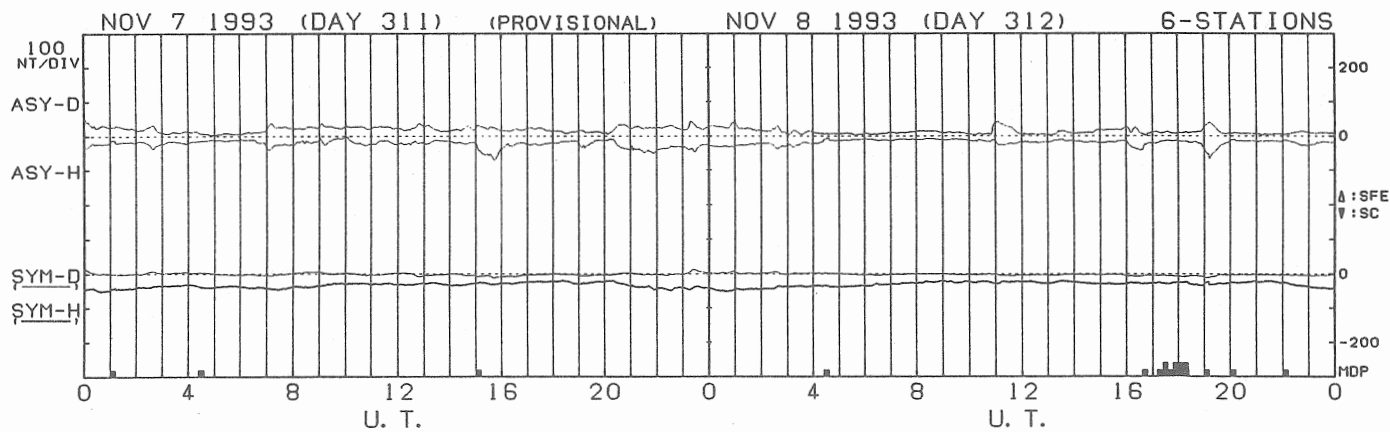
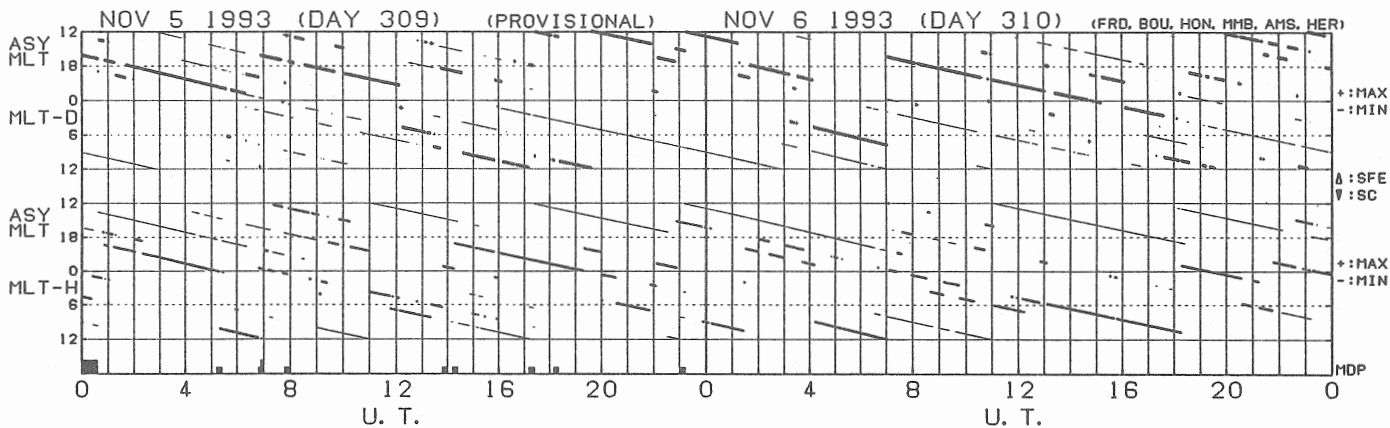
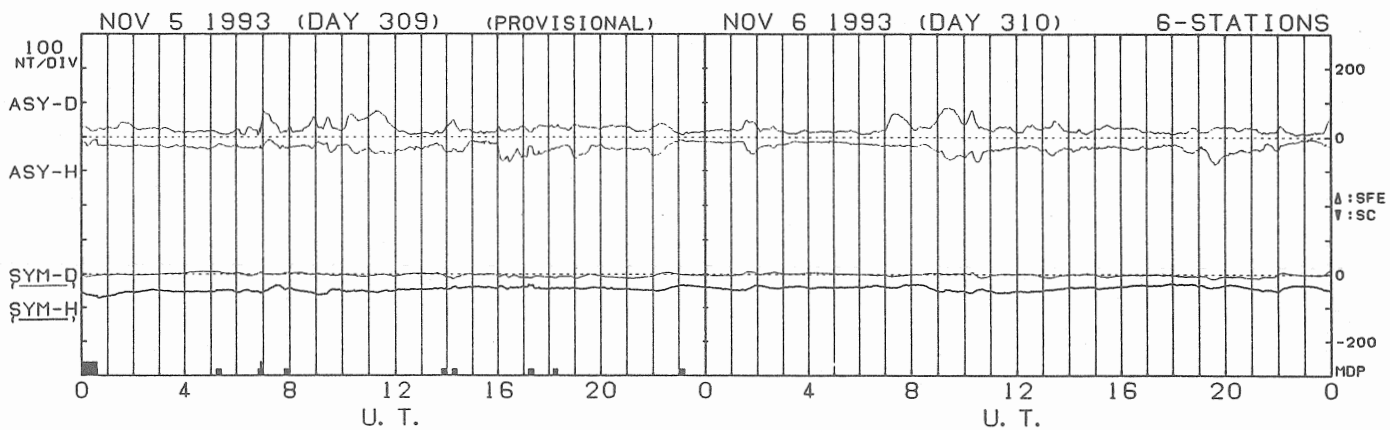


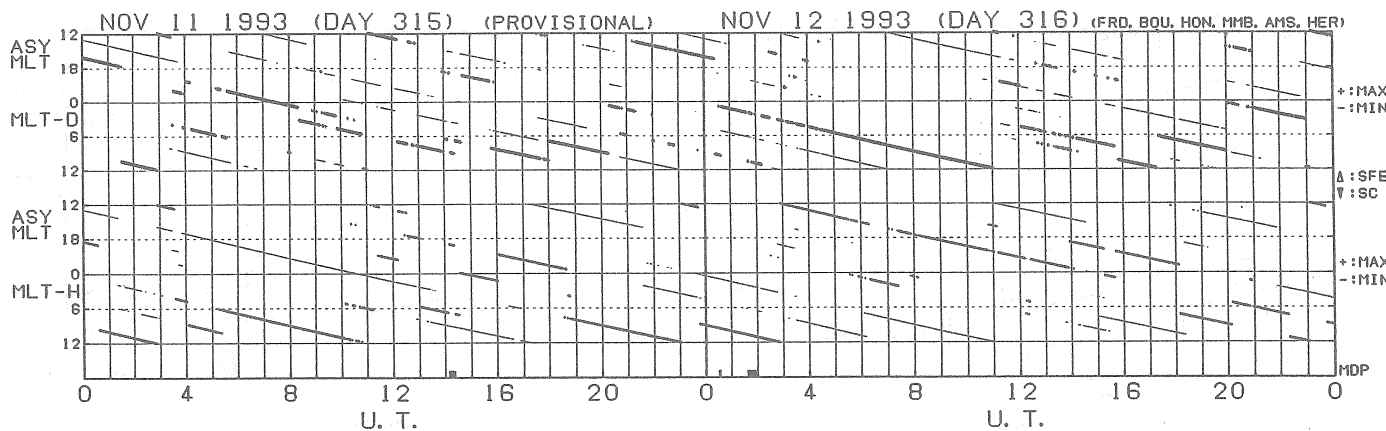
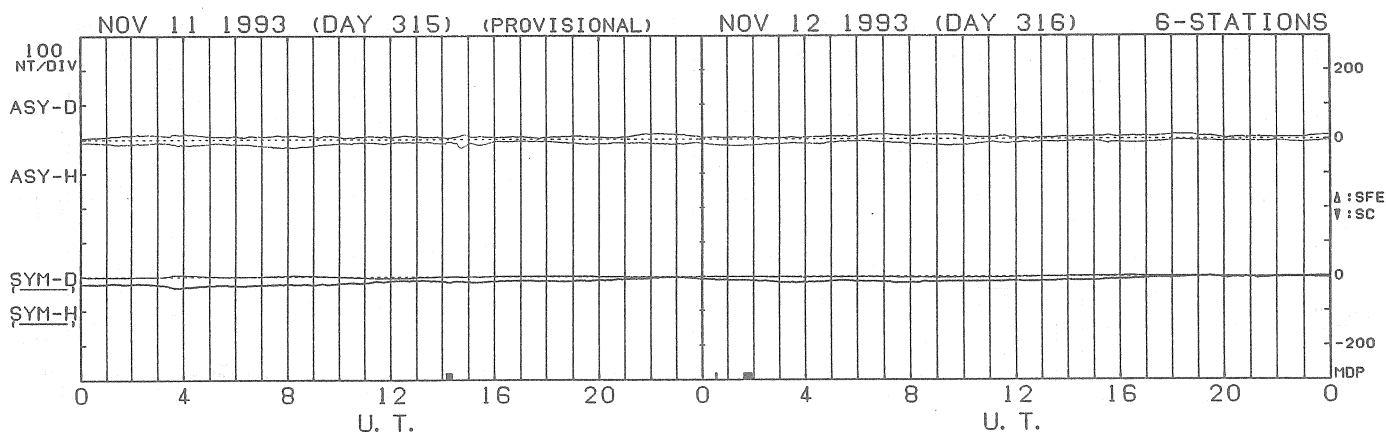
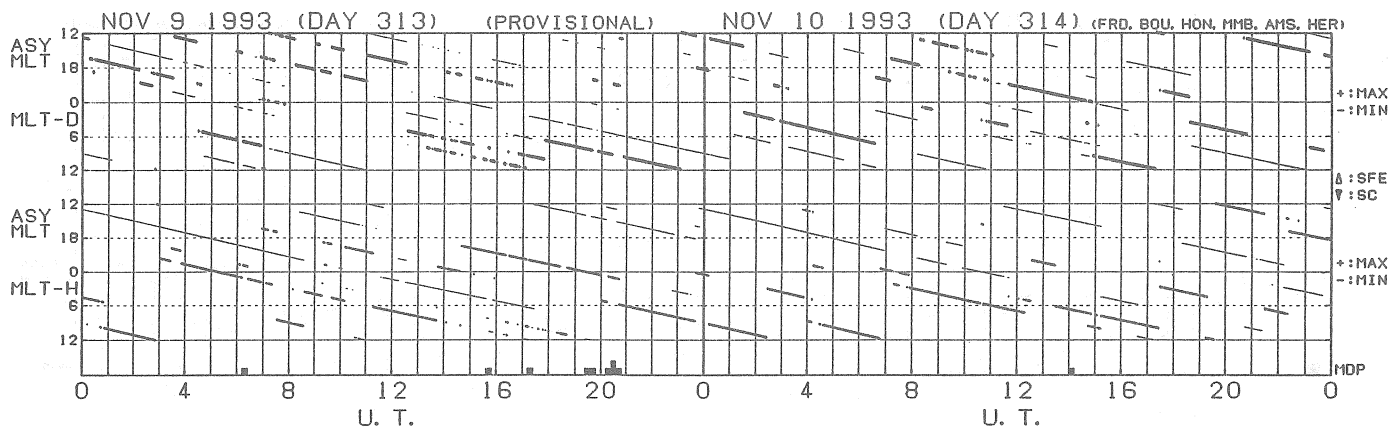
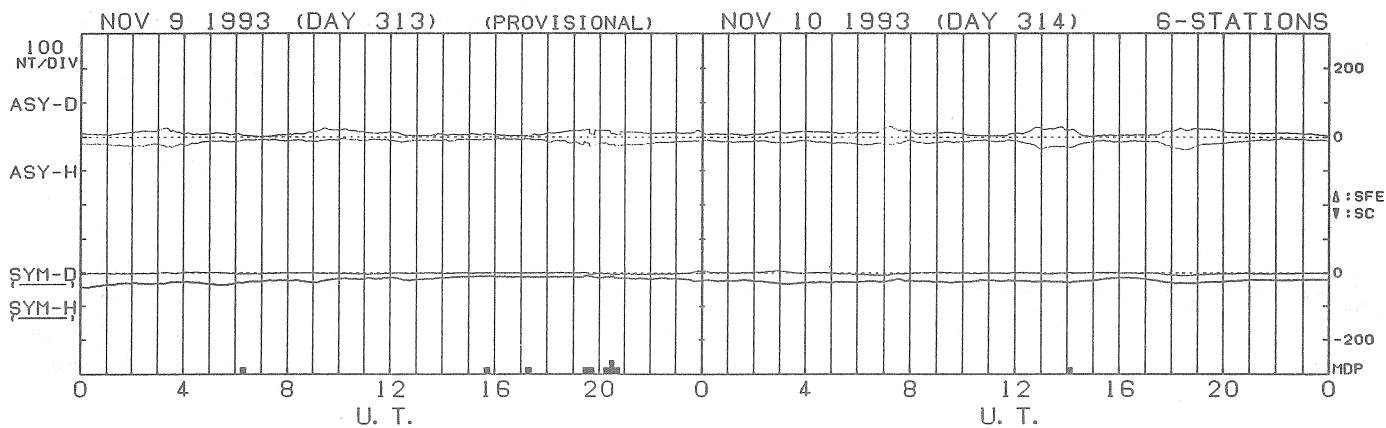


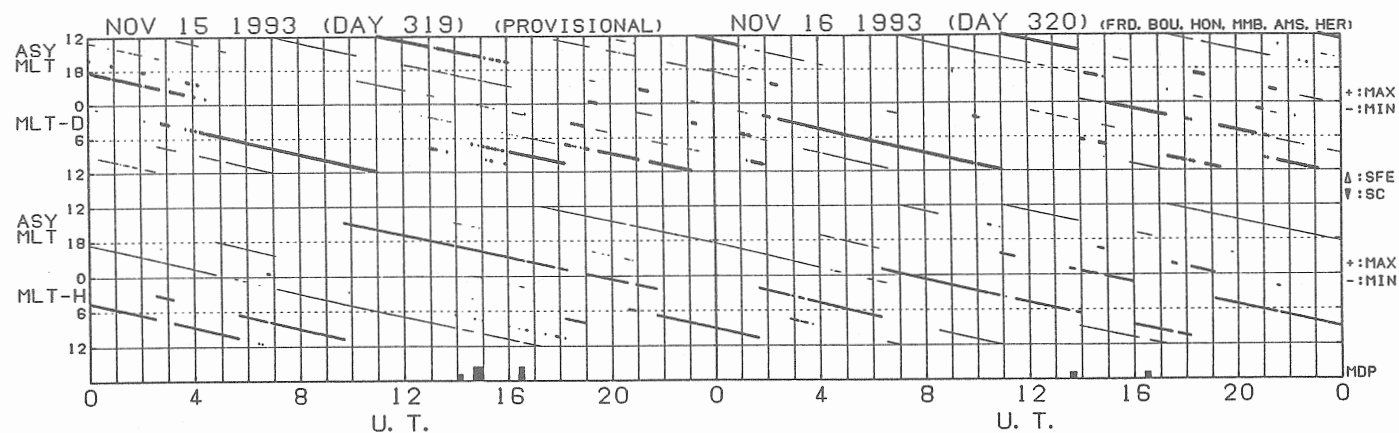
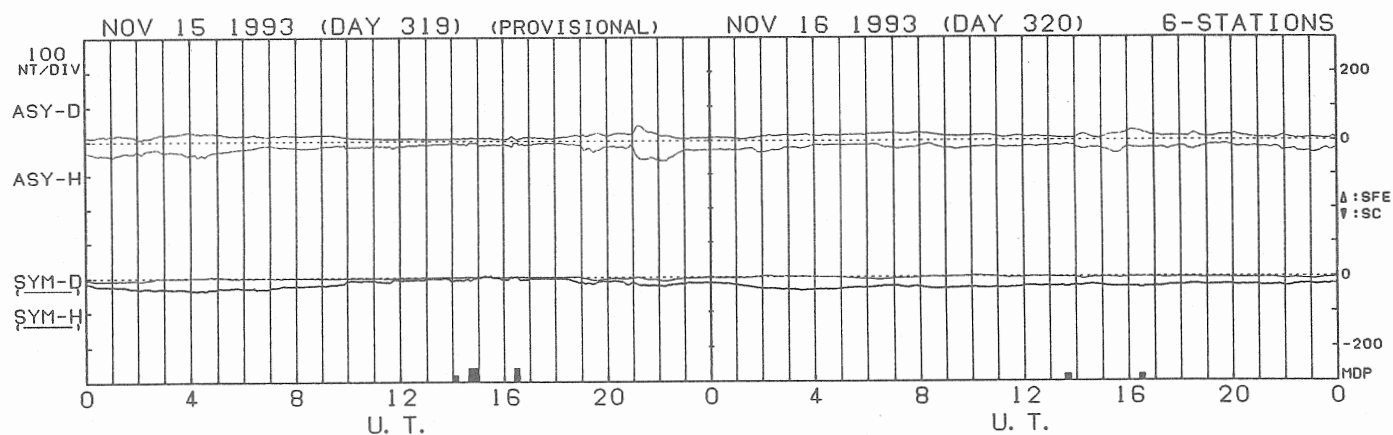
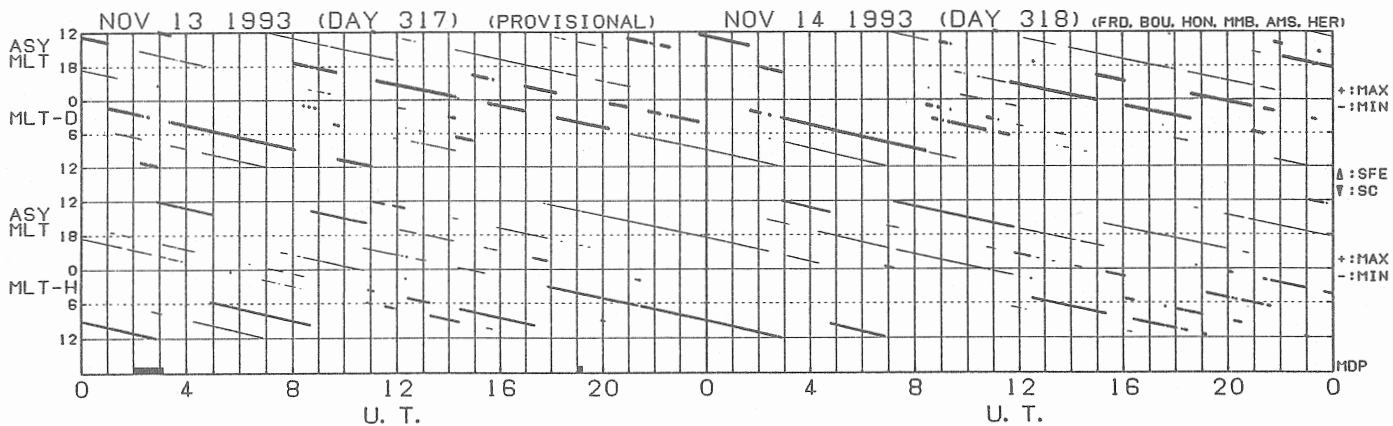
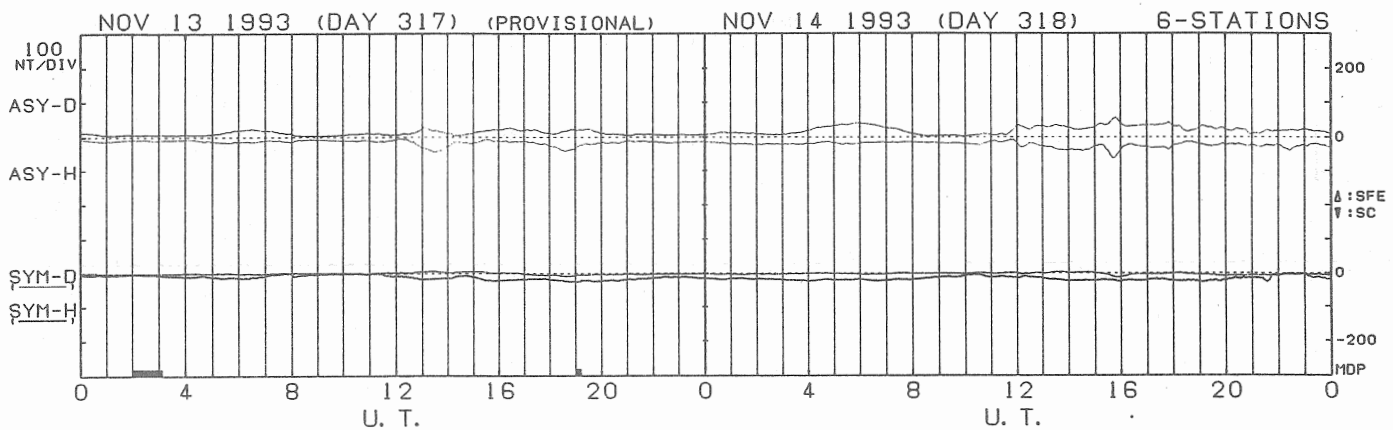


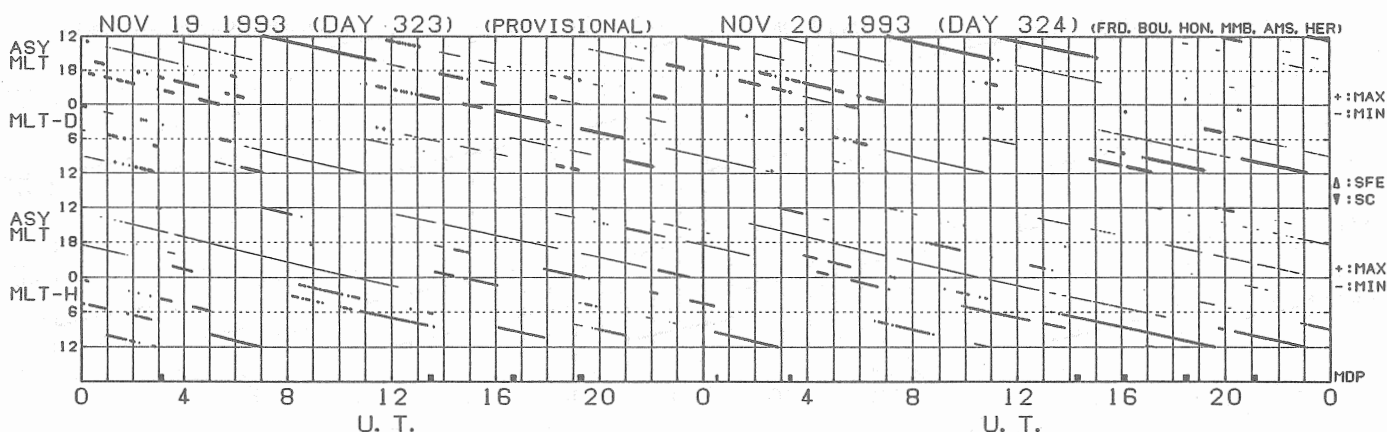
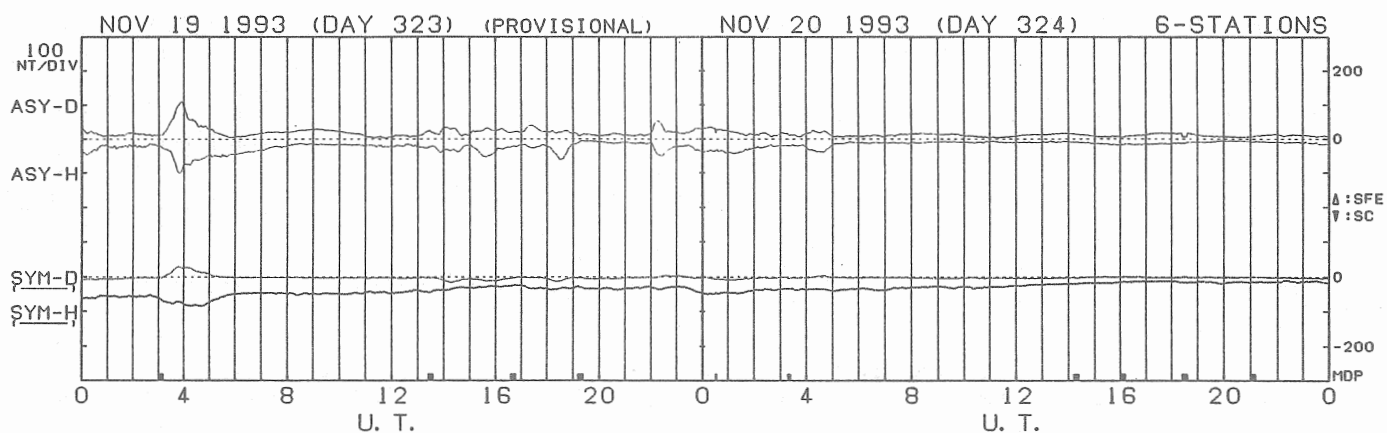
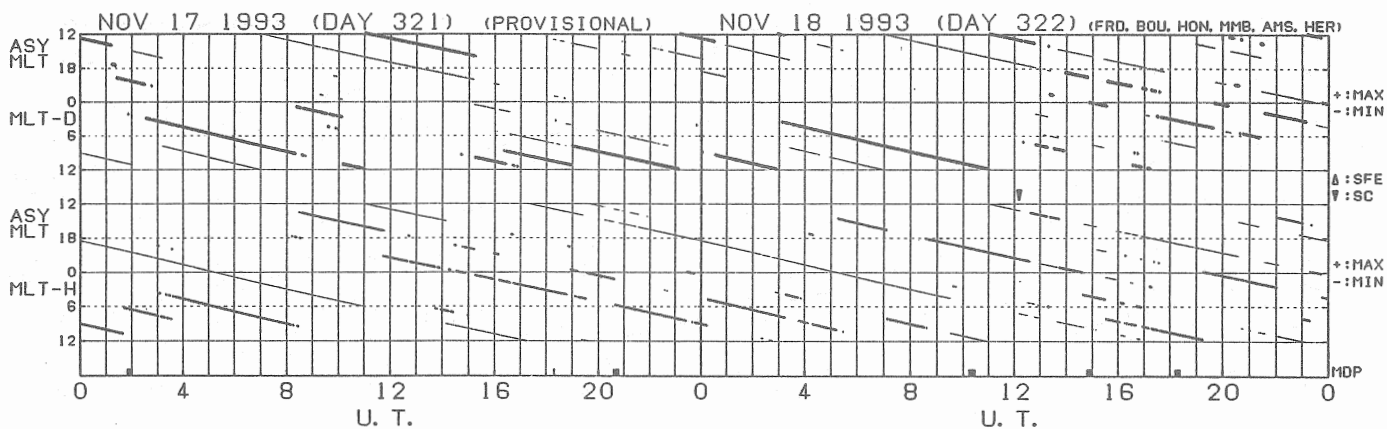
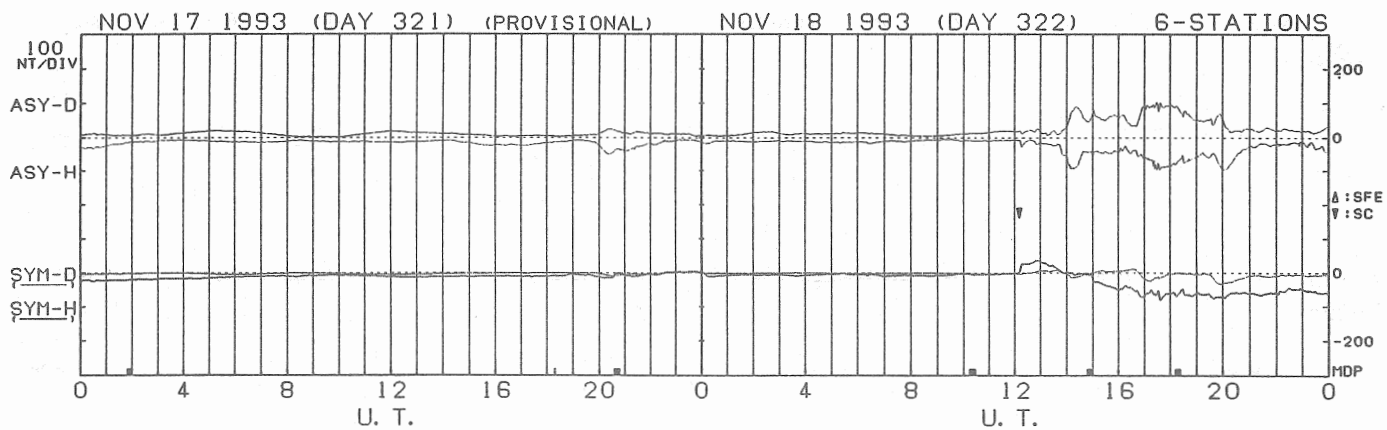


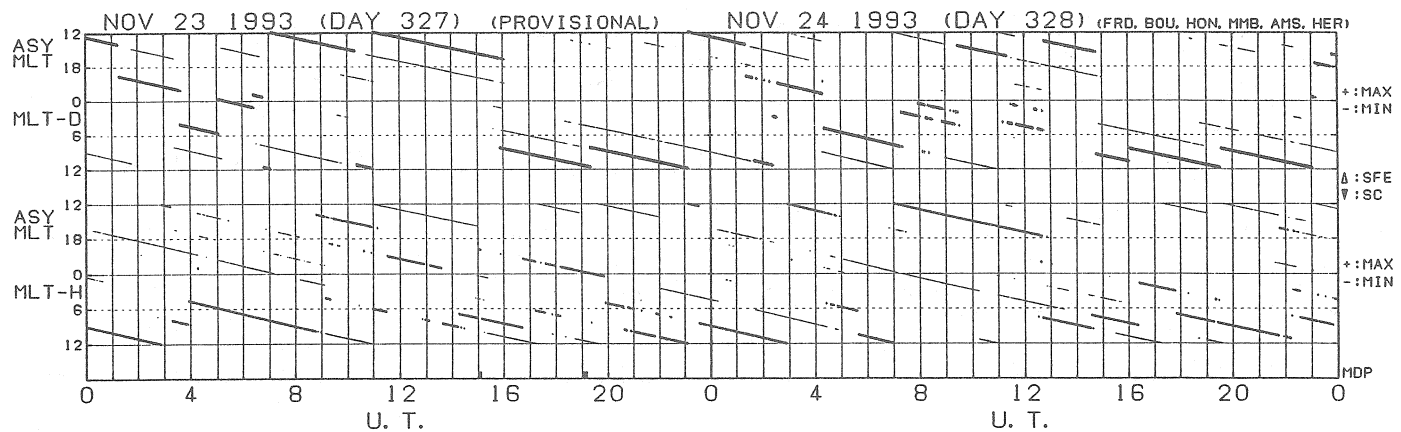
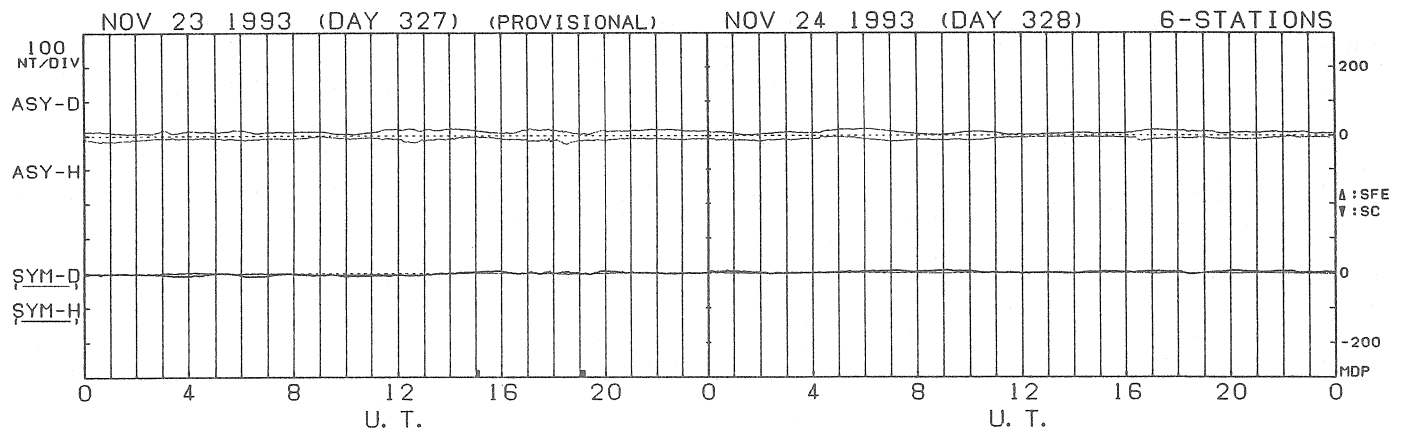
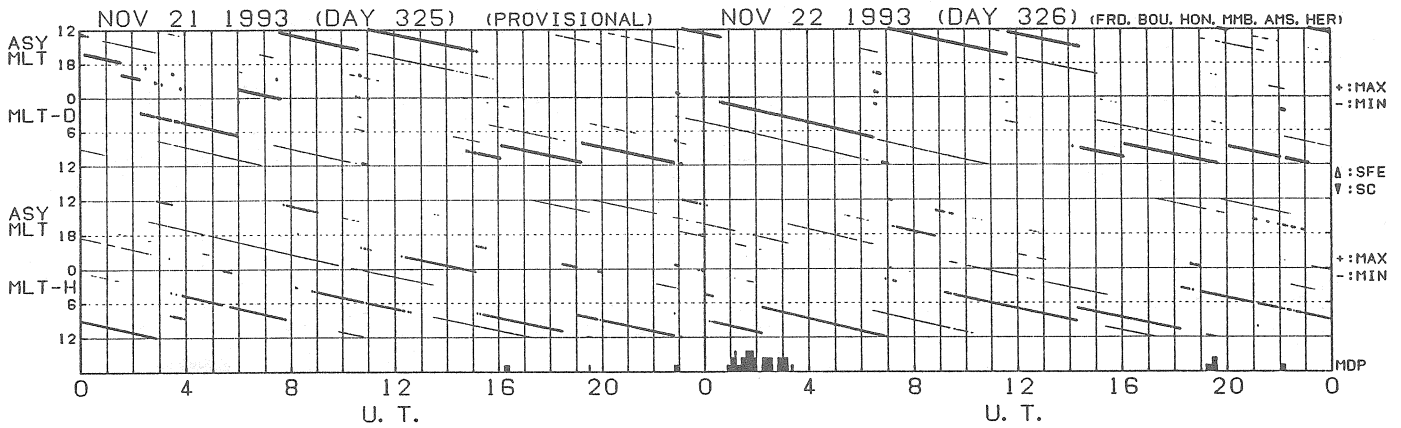
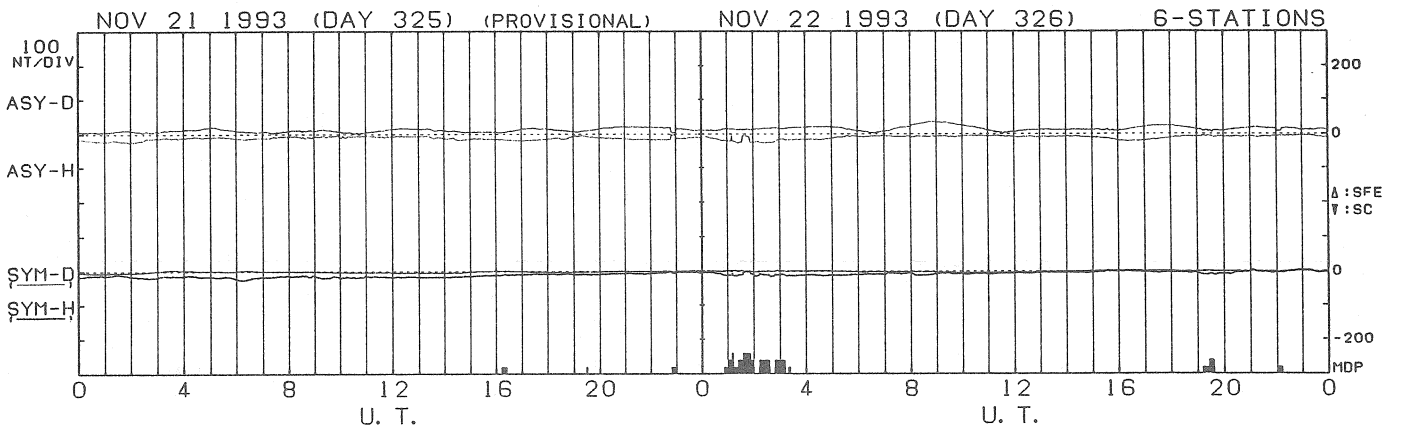


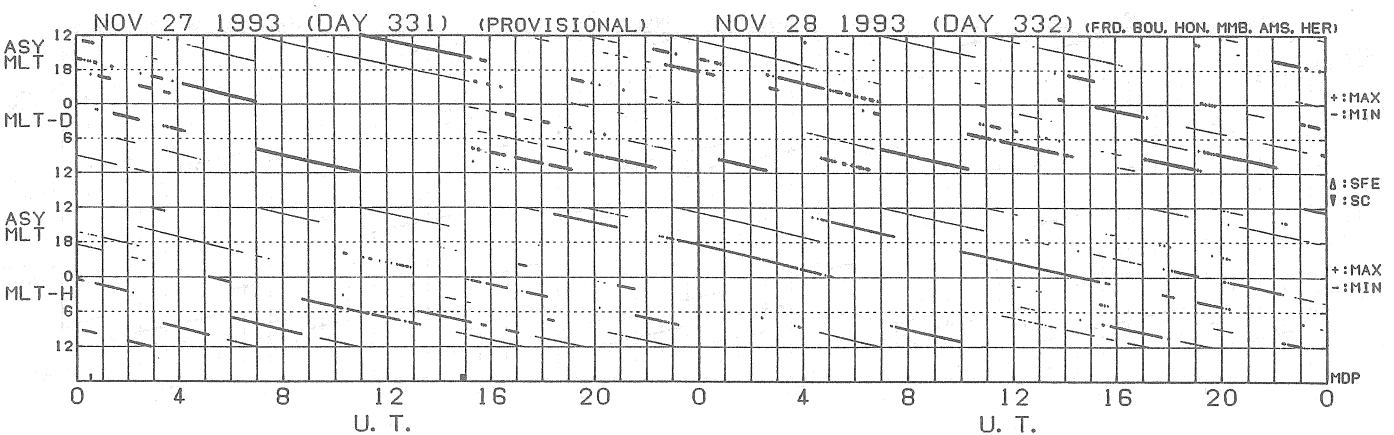
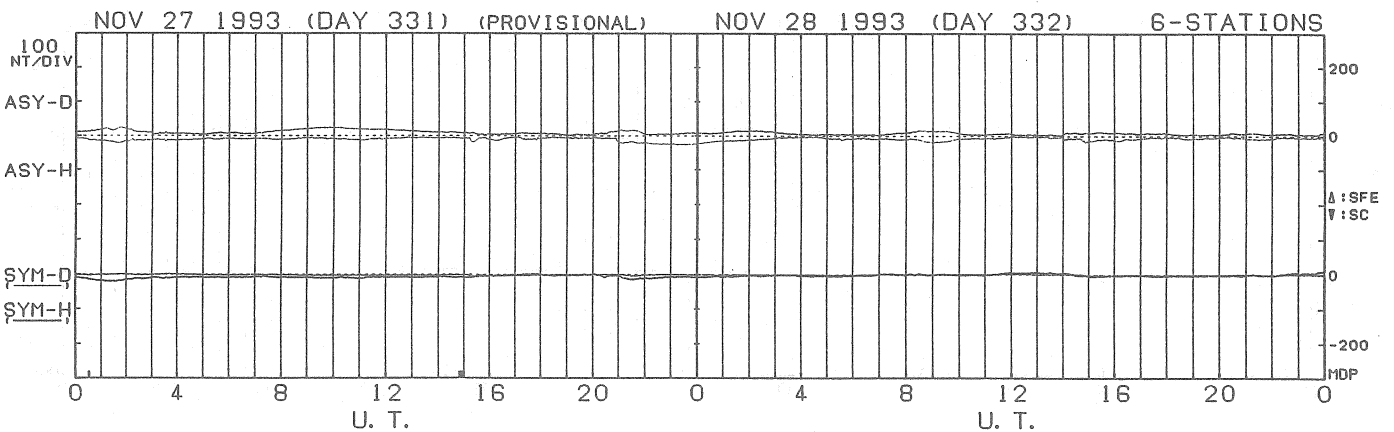
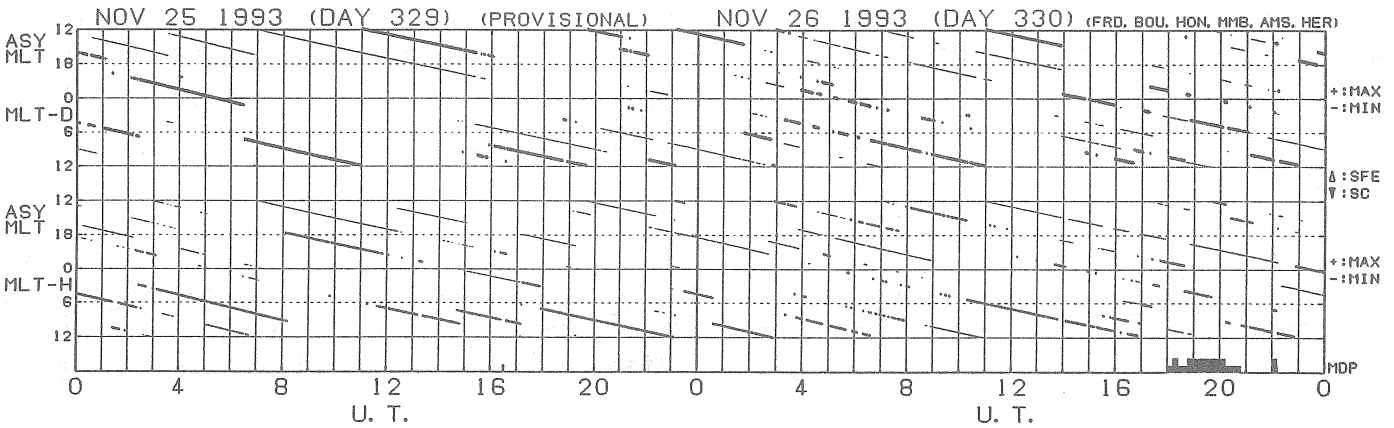
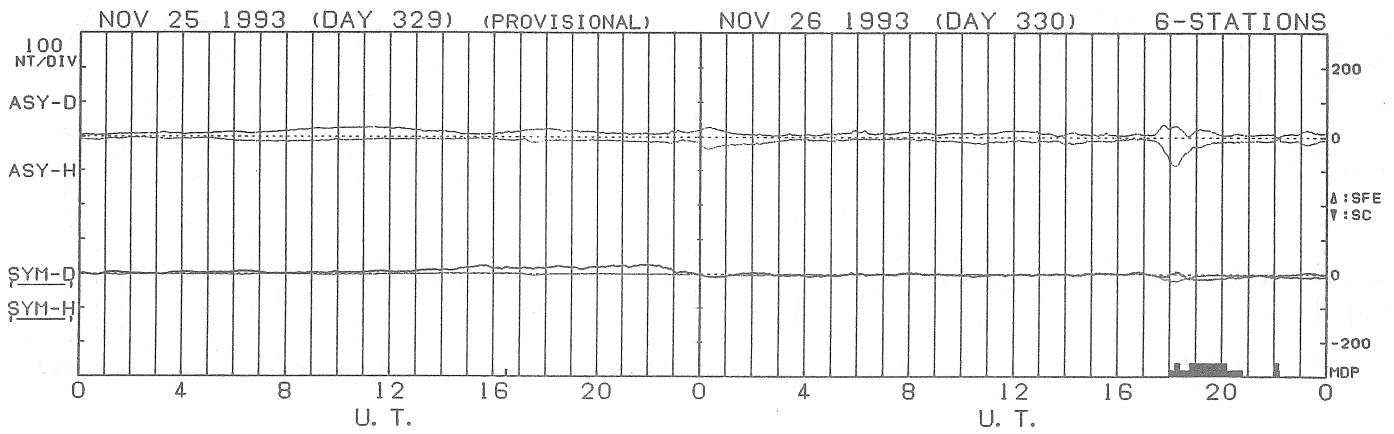


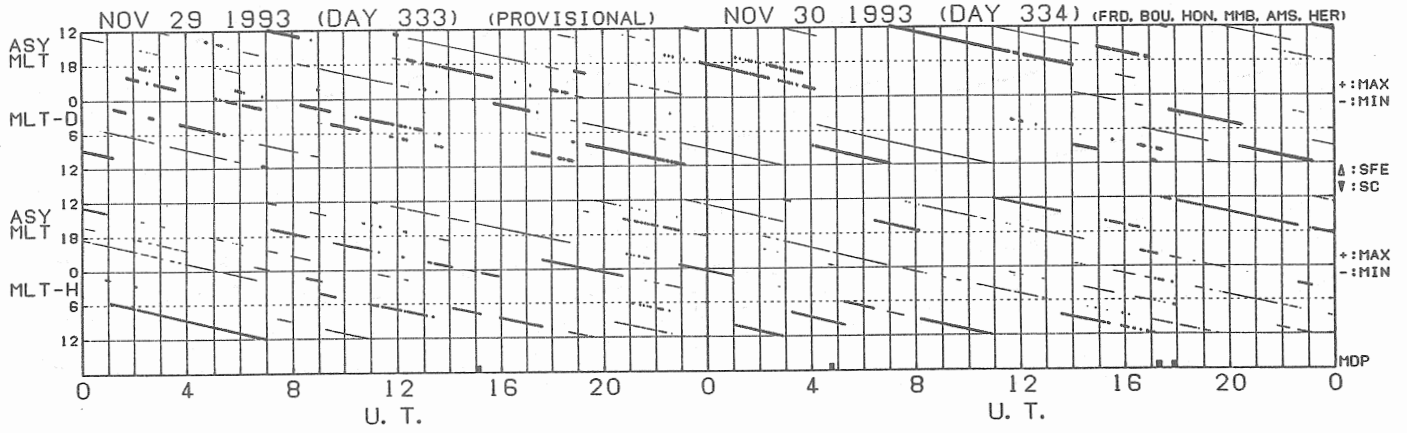
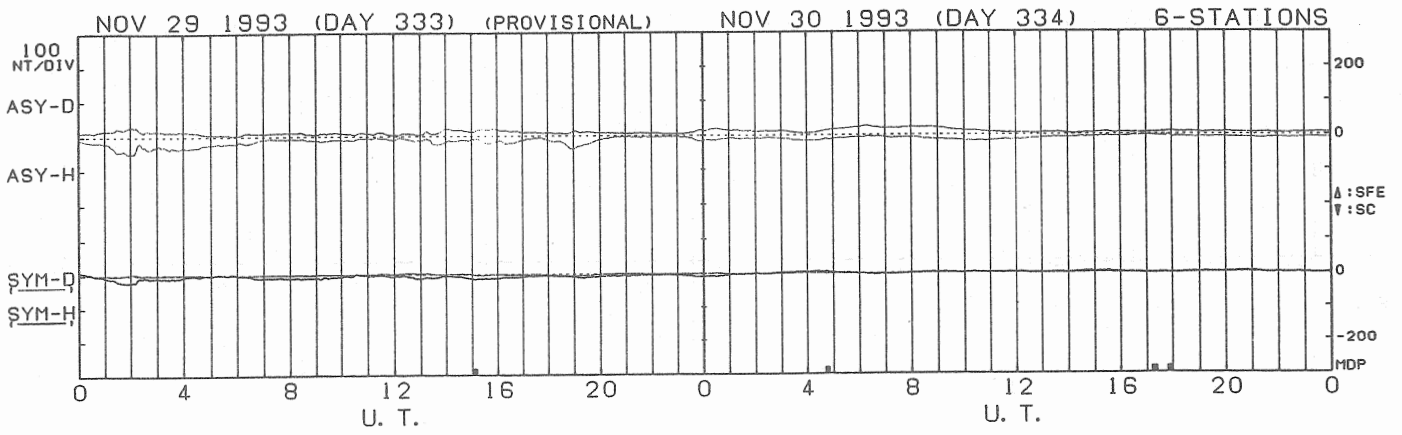


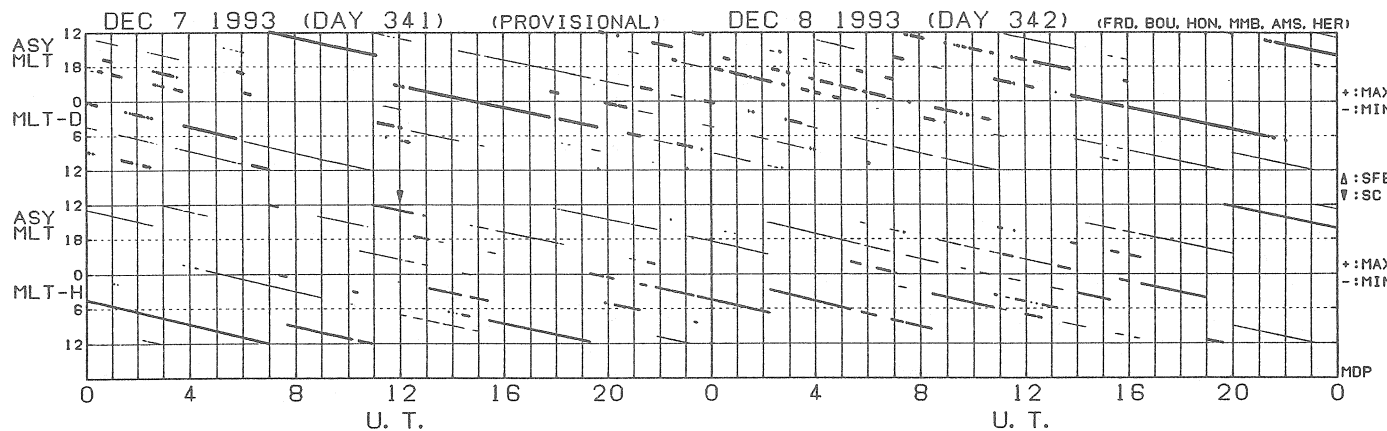
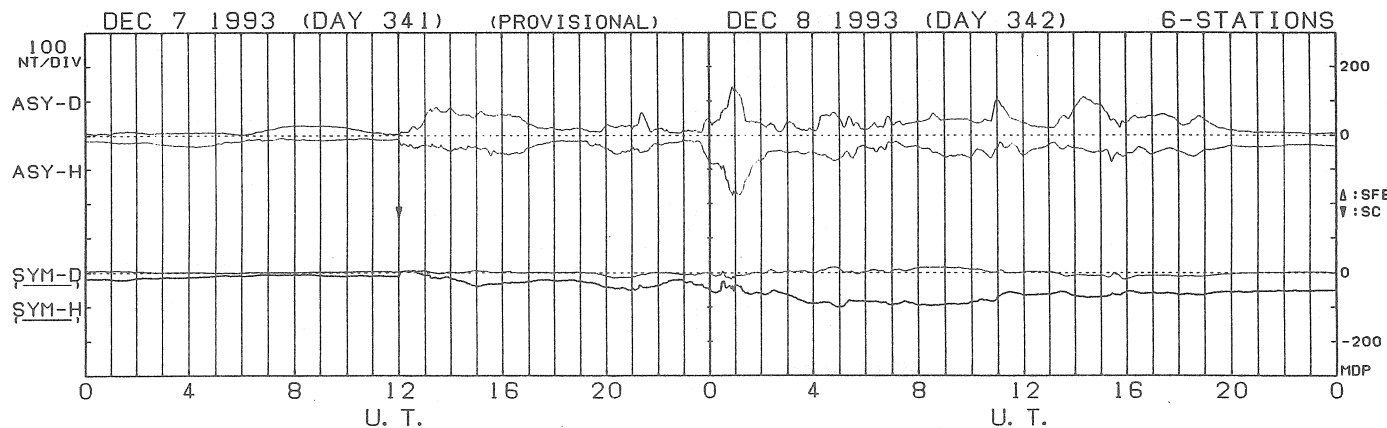
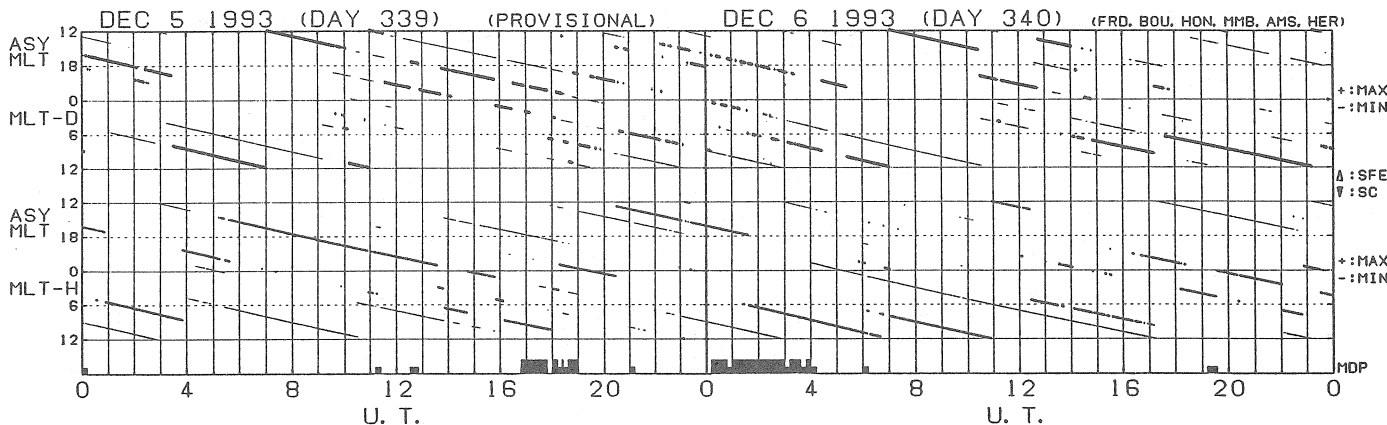
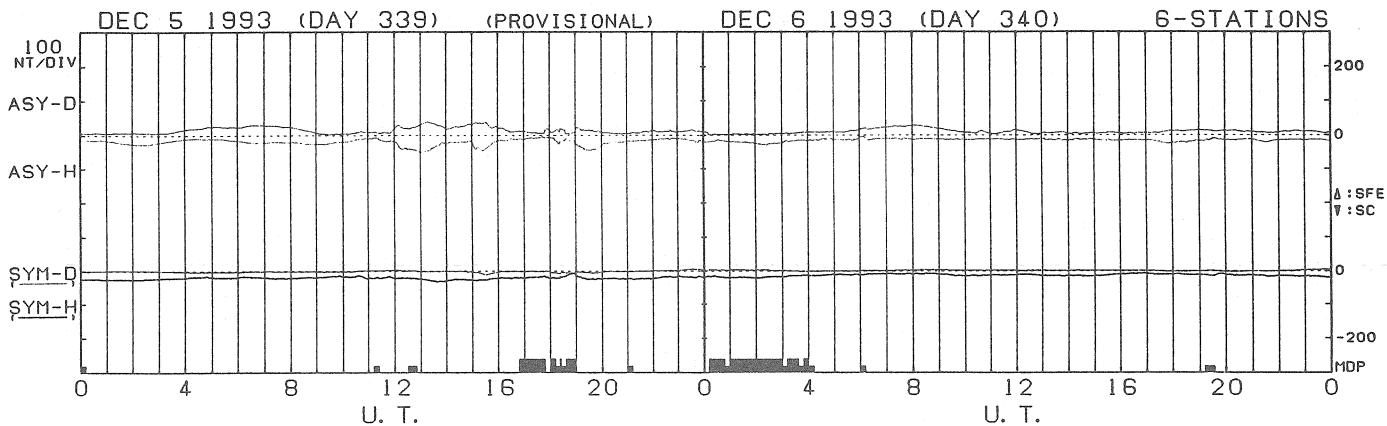


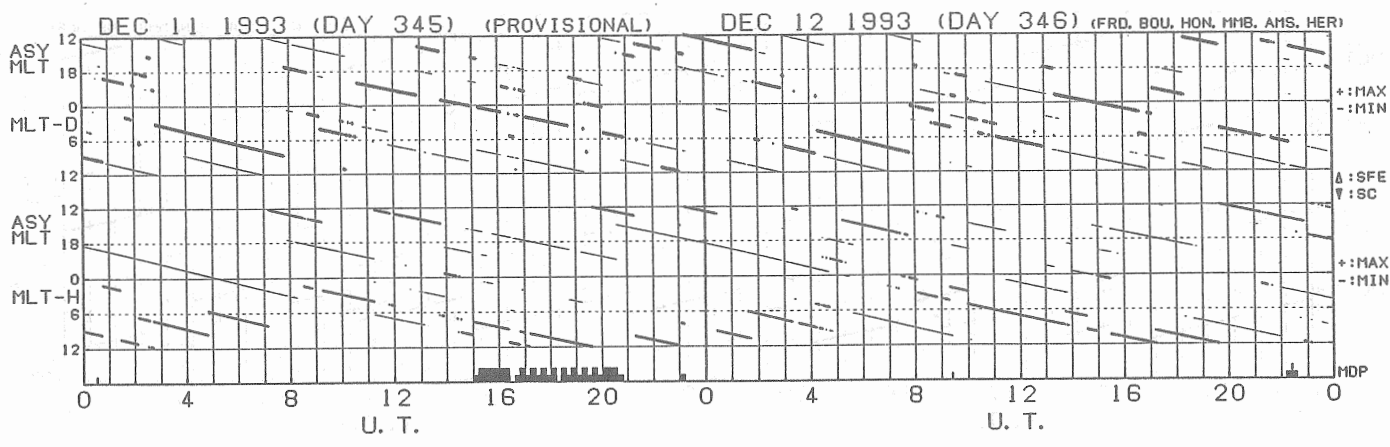
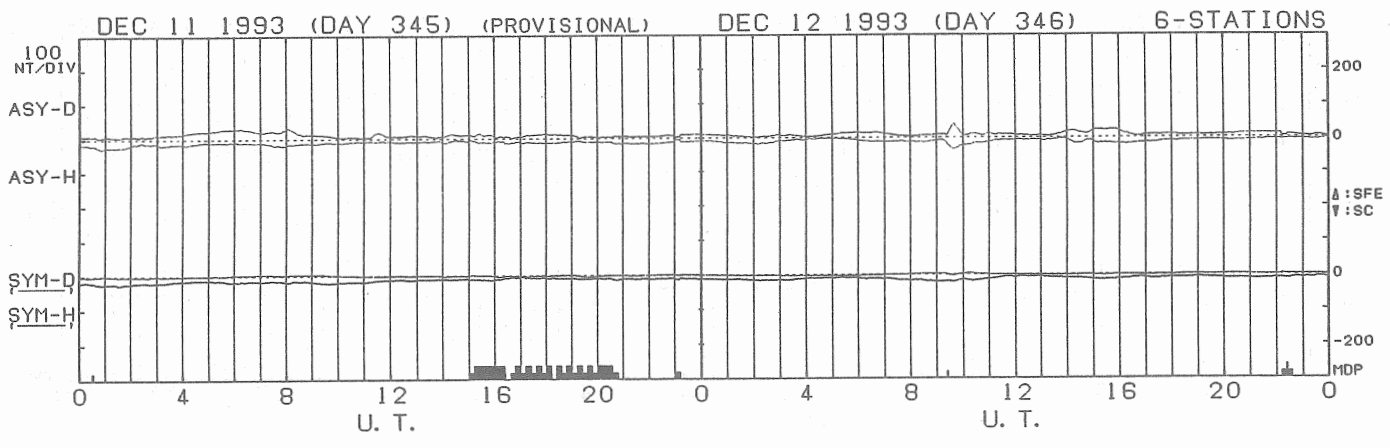
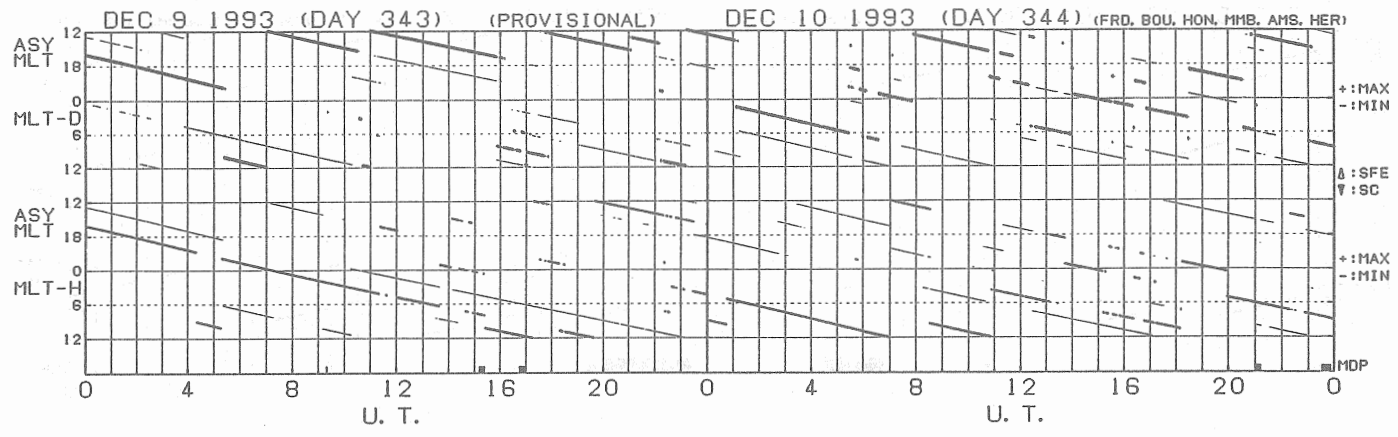
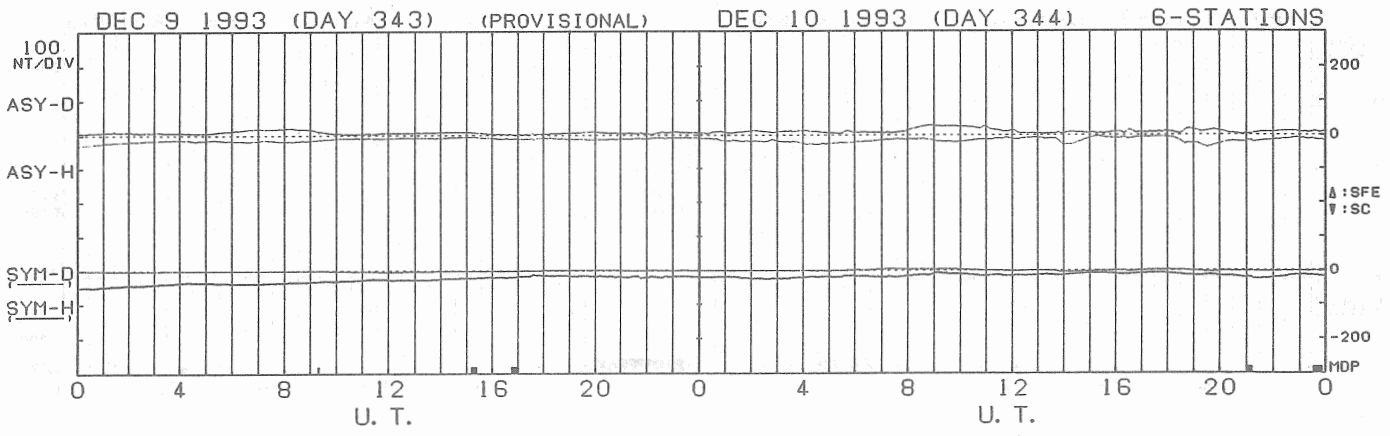


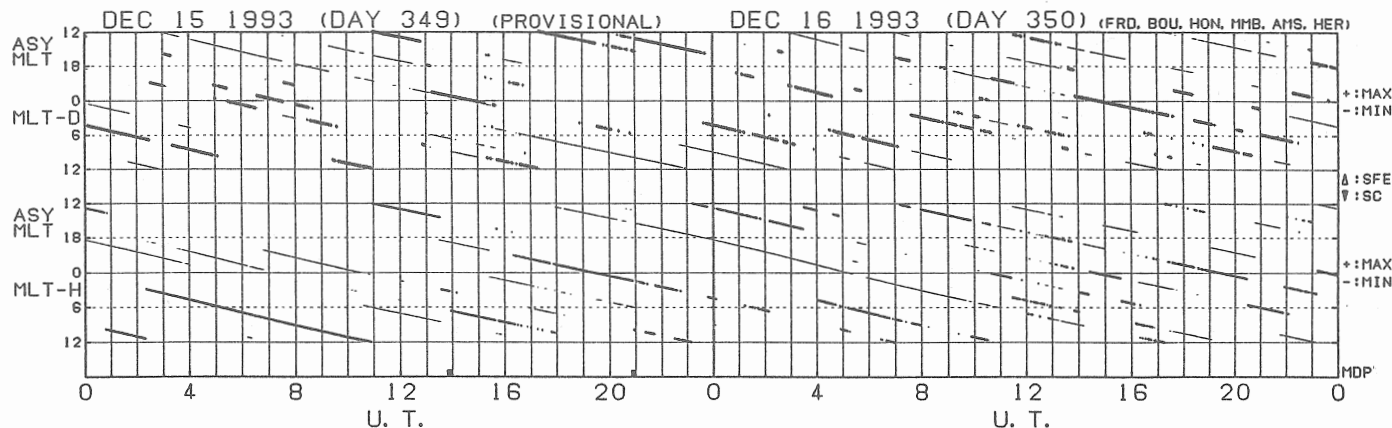
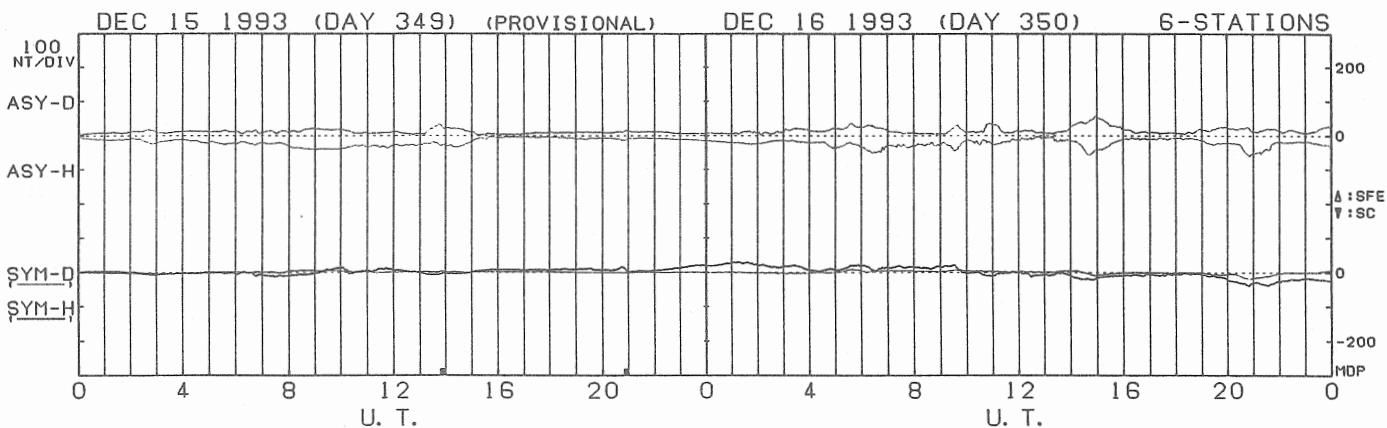
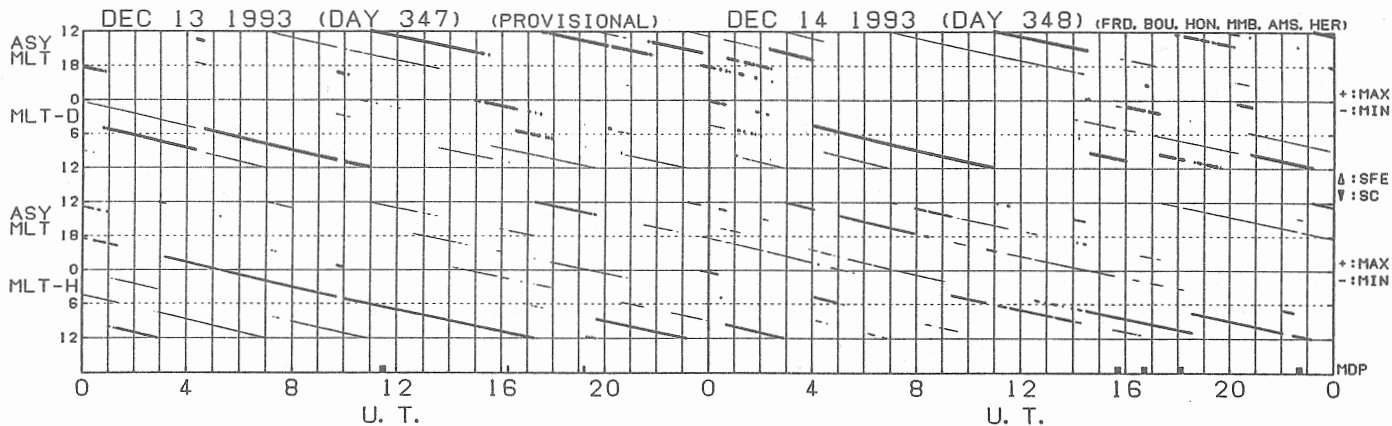
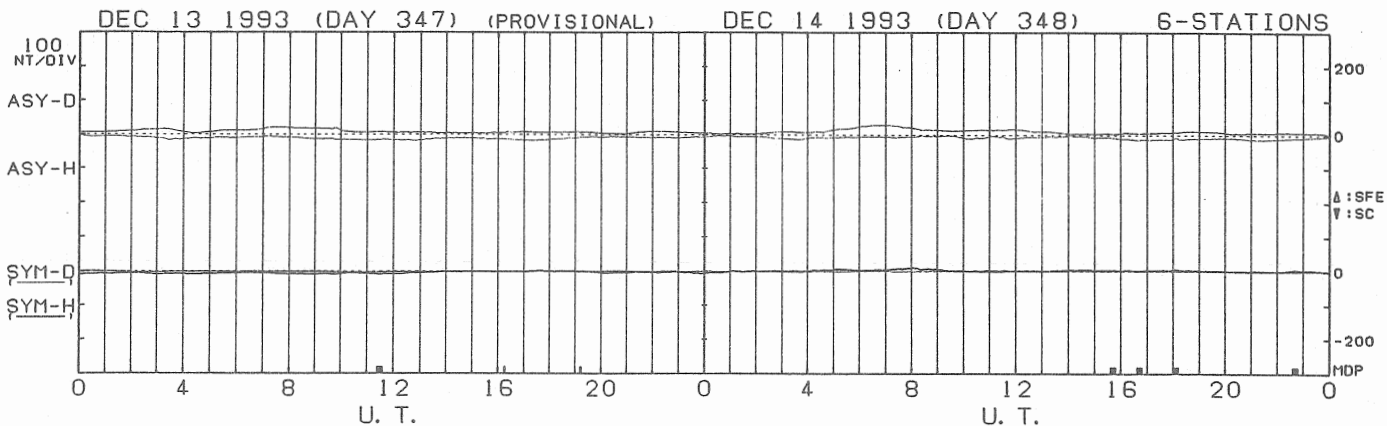


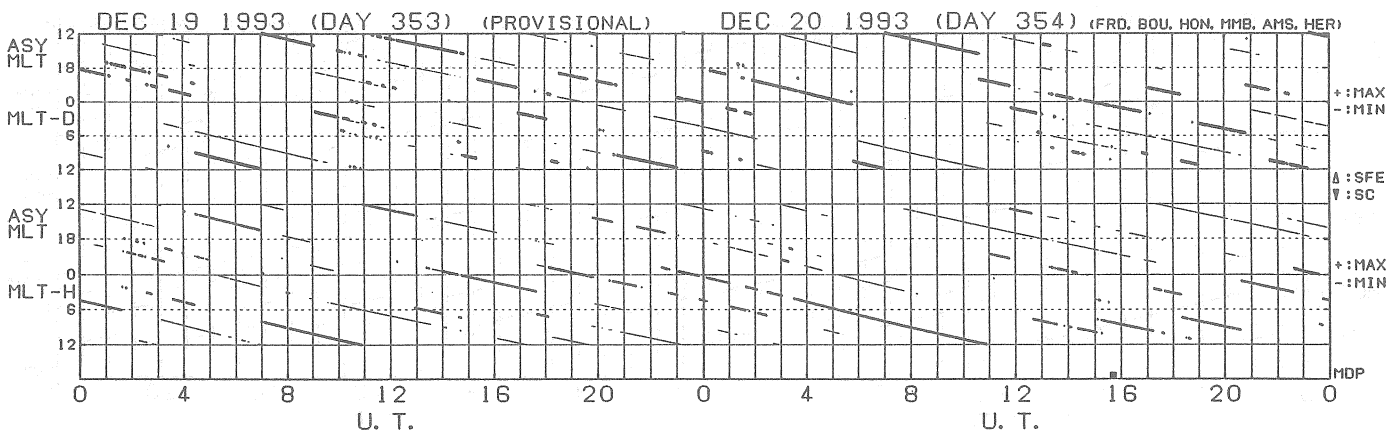
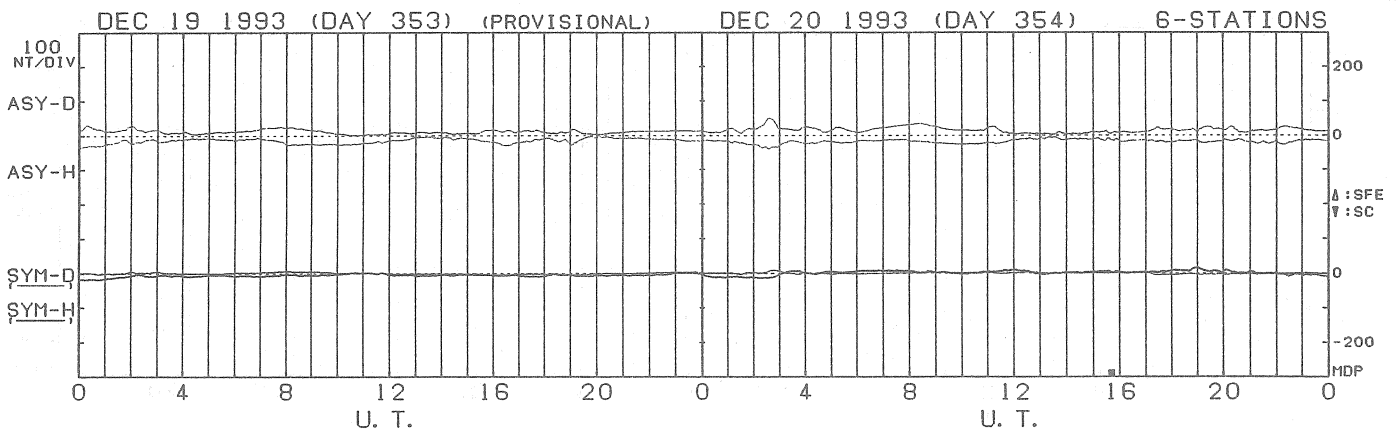
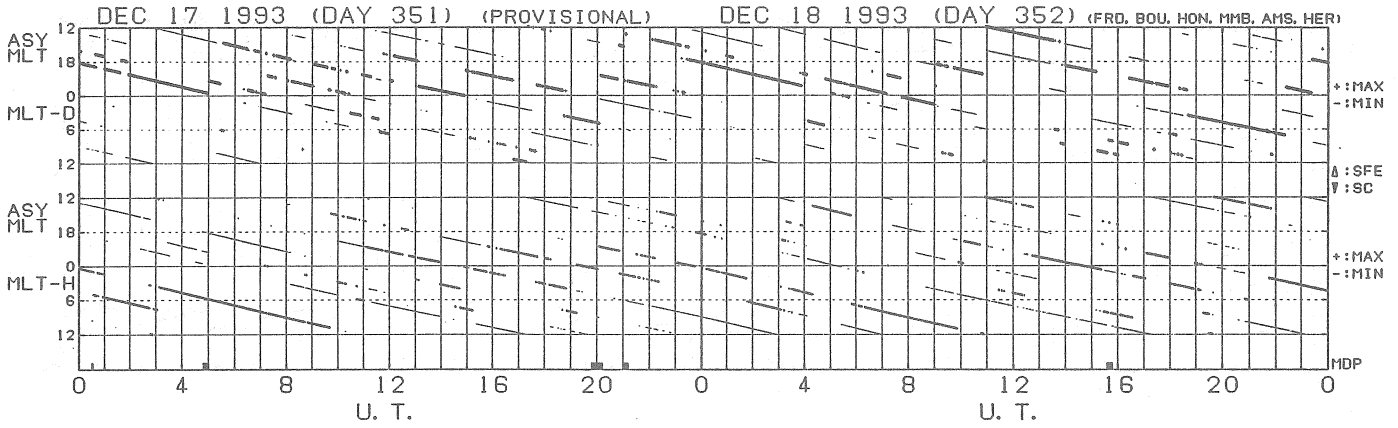
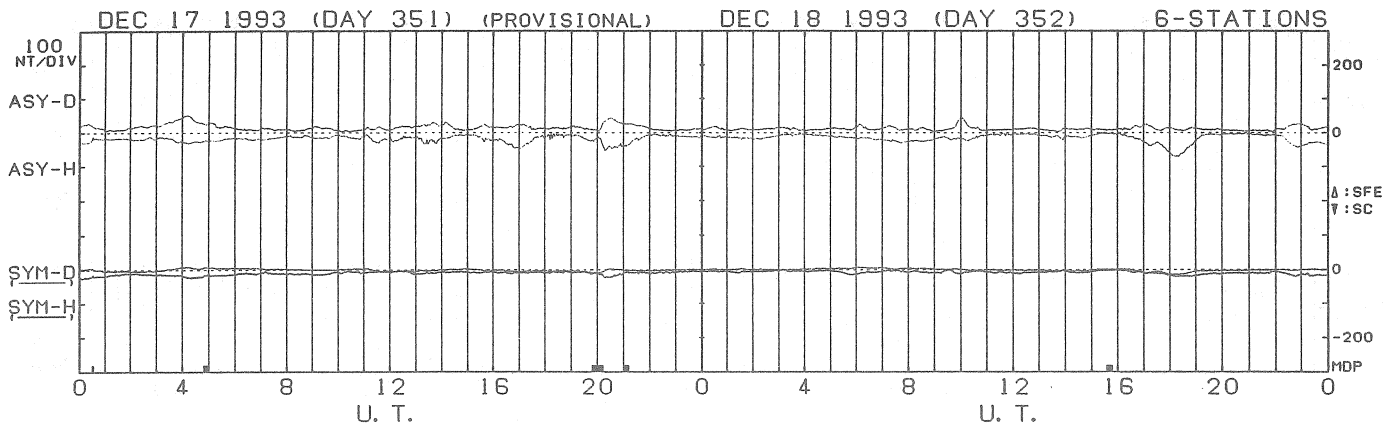


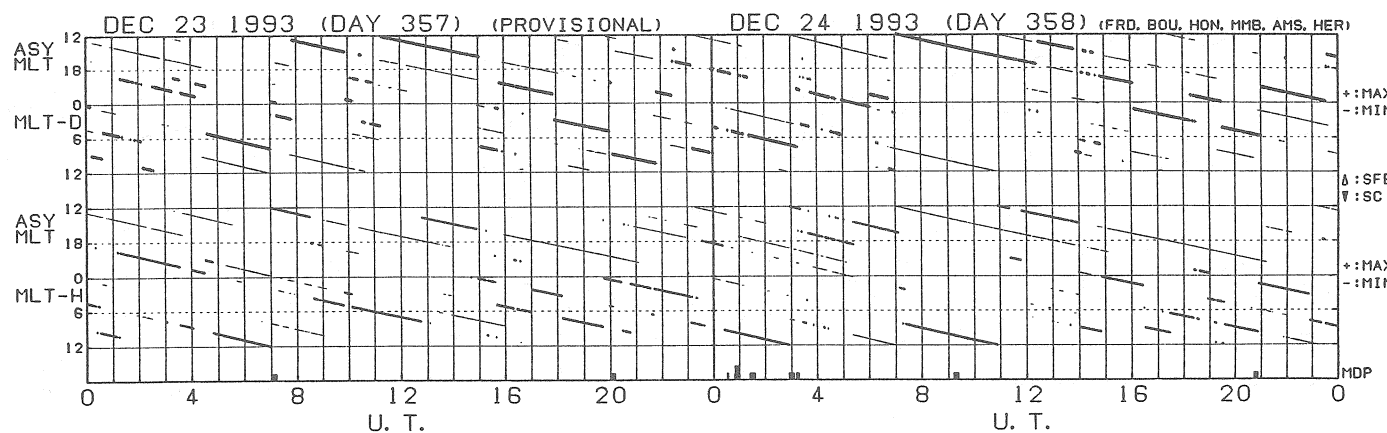
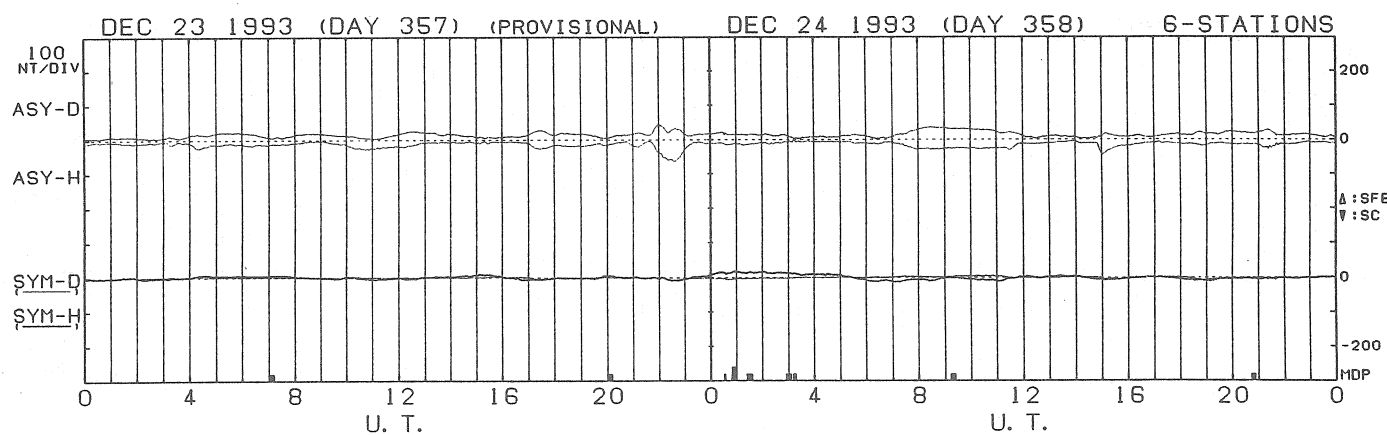
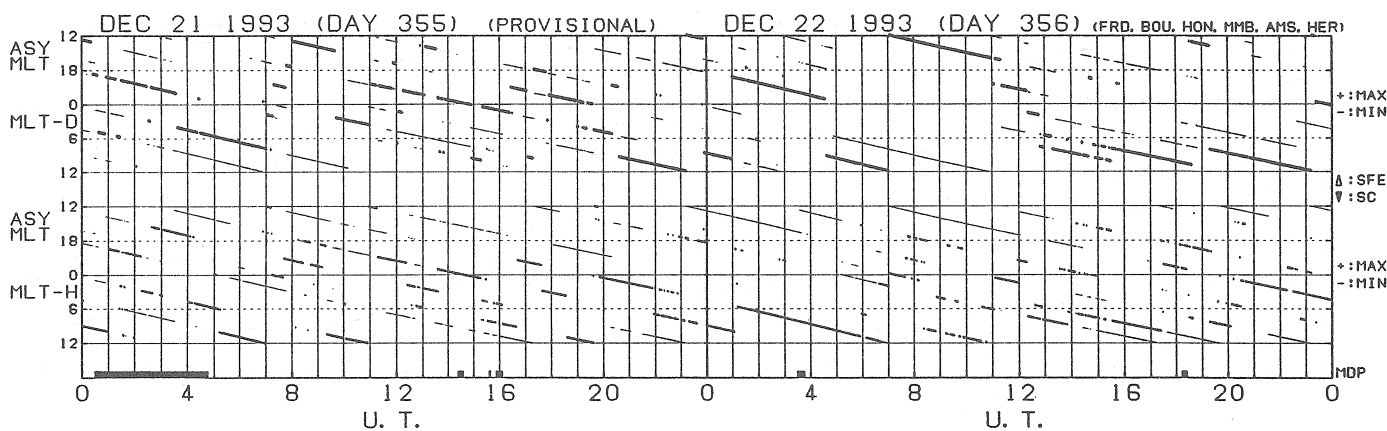
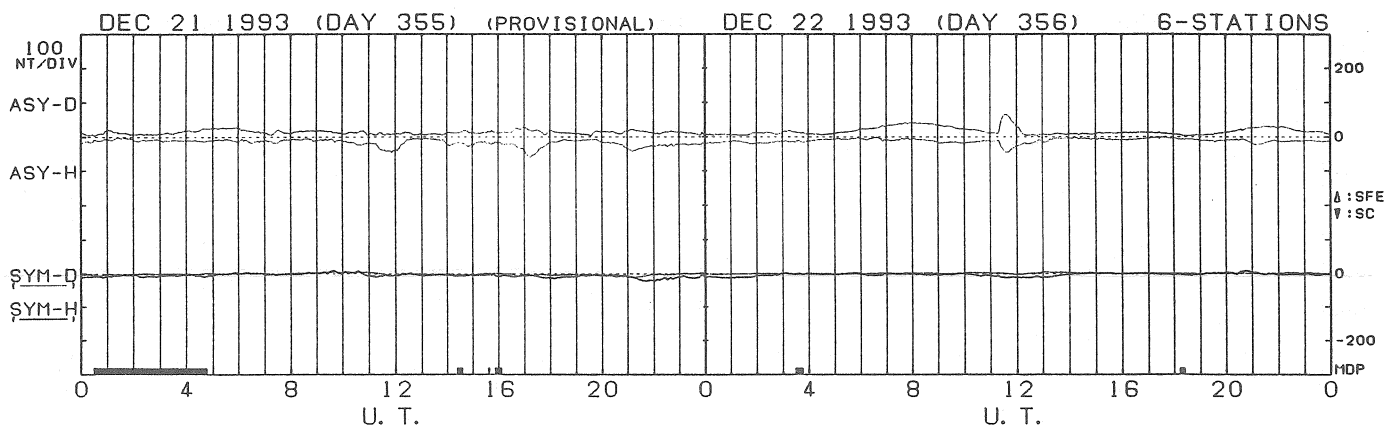


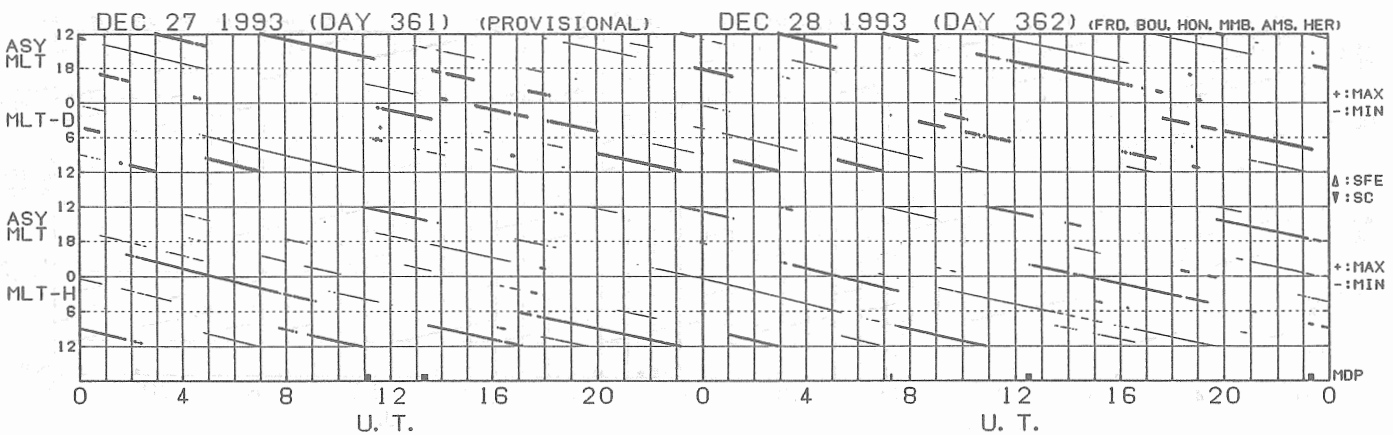
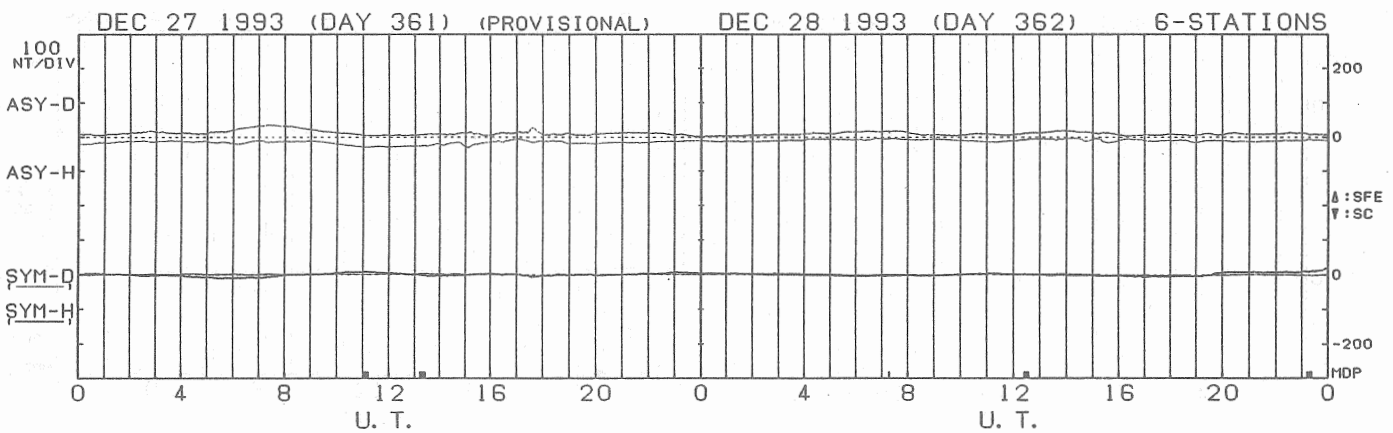
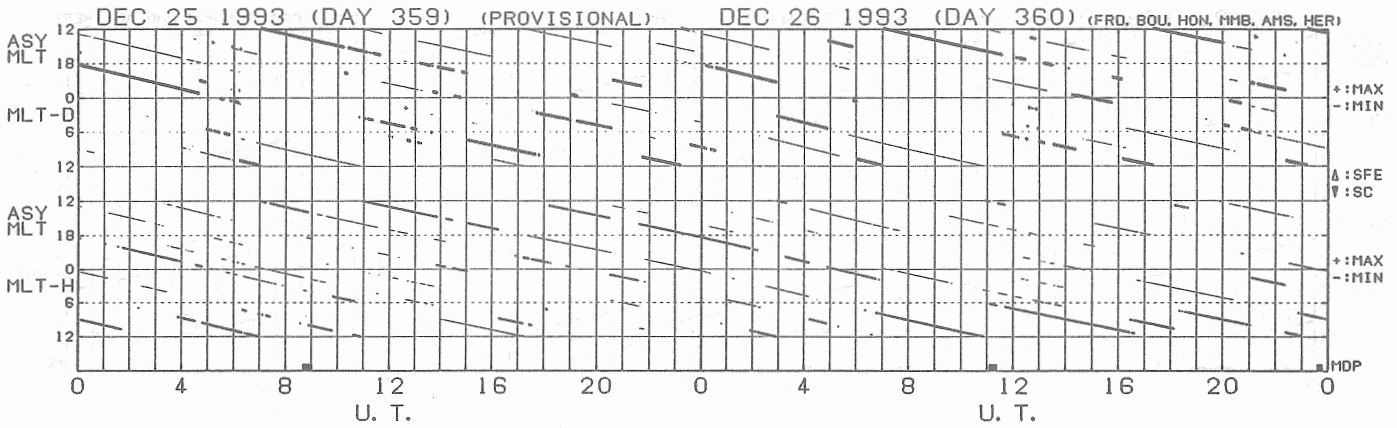
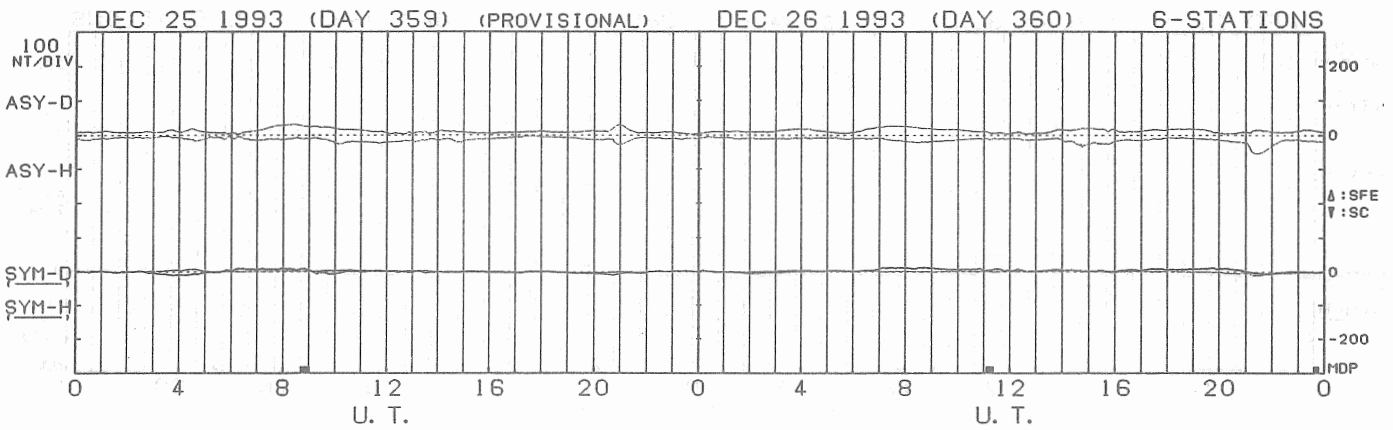


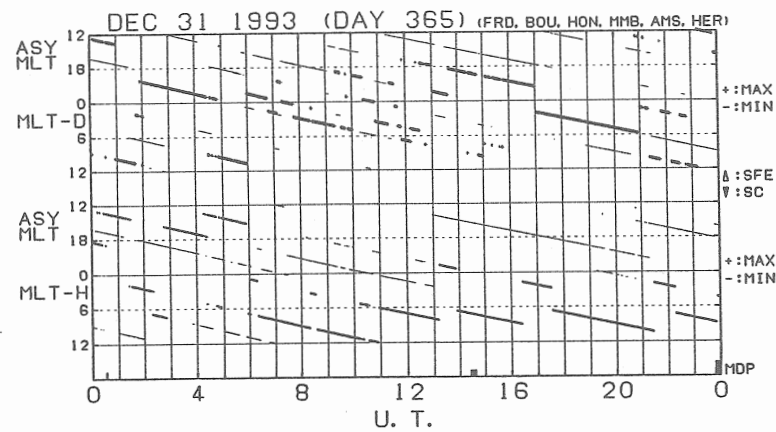
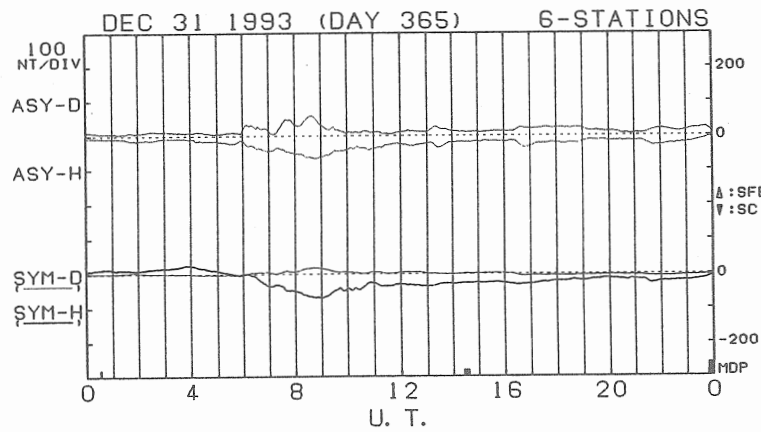
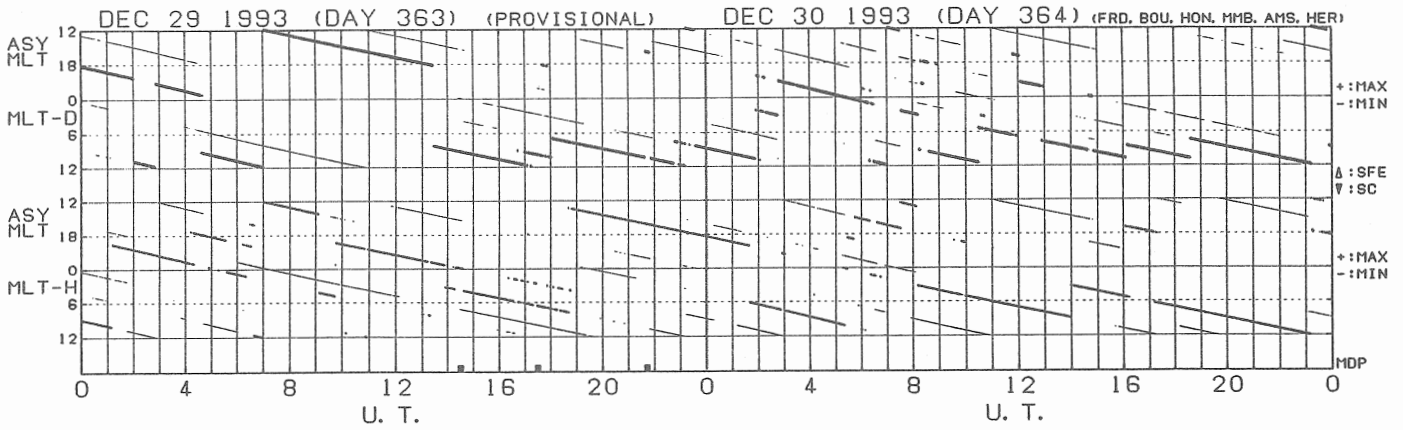
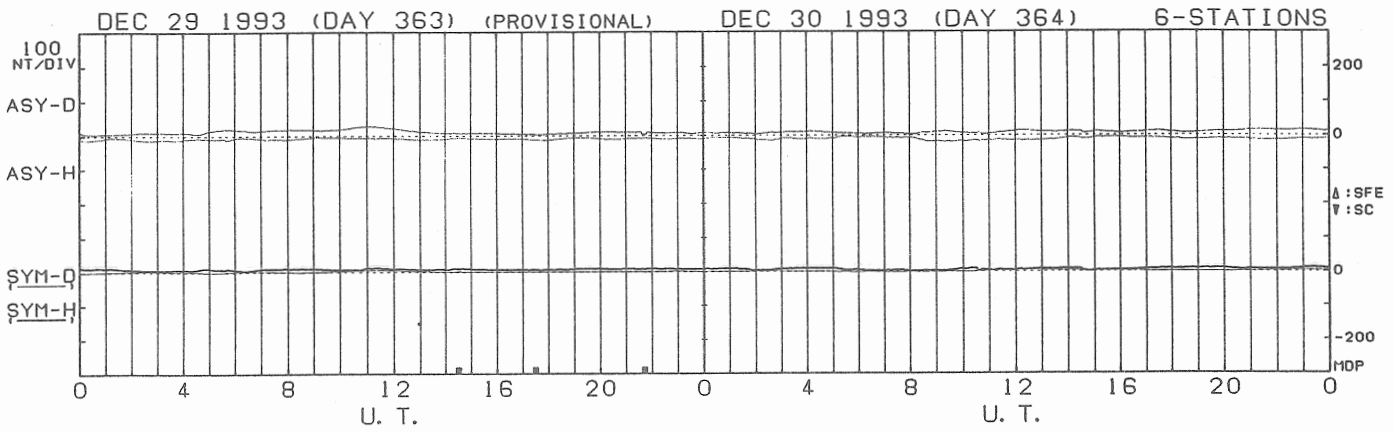












ASY-D INDEX		JAN 1993																								(PROVISIONAL)	nT
DAY	0	1	2	3	4	5	6	7	8	9	10	11	12	13	14	15	16	17	18	19	20	21	22	23	24	MEAN	
01	9	19	23	22	12	14	11	14	14	19	23	29	27	14	7	10	9	12	14	13	13	14	8	10	15		
02	11	24	23	27	18	15	7	8	6	10	14	14	24	19	34	18	27	19	18	14	30	21	21	11	18		
03	9	41	73	48	36	26	14	21	22	23	47	23	15	23	14	25	22	8	9	21	27	11	9	11	24		
04	48	45	38	28	21	13	18	22	32	28	23	23	45	12	10	11	17	13	13	16	22	11	12	23	23		
05	21	24	25	24	12	8	8	8	13	13	21	15	23	15	9	9	12	8	8	7	12	14	9	9	14		
06	13	23	26	15	9	13	8	7	7	8	8	8	9	11	10	7	8	7	15	6	8	9	10	8	11		
07	9	15	24	23	15	9	6	4	11	27	20	12	5	6	14	34	27	27	26	15	30	28	11	20	17		
08	30	32	24	16	10	10	12	8	12	11	14	13	12	10	11	12	6	12	17	12	12	4	5	16	13		
09	24	22	25	20	16	14	14	11	11	11	24	12	17	14	9	19	14	4	9	15	8	9	11	10	14		
10	16	28	30	32	35	28	48	42	31	34	30	25	27	23	17	12	10	7	10	13	12	12	14	14	23		
11	26	39	40	33	33	22	7	17	23	18	13	24	21	57	44	34	16	27	26	17	18	22	22	16	26		
12	23	27	28	20	20	25	28	29	38	38	47	49	46	43	35	27	11	10	9	14	16	10	10	11	26		
13	6	11	14	16	17	18	11	7	16	27	23	14	10	9	16	18	30	15	12	23	22	14	13	21	16		
14	13	18	30	35	38	46	23	16	9	14	13	22	20	12	28	19	18	23	22	18	27	27	11	6	21		
15	12	17	17	20	23	17	8	15	19	20	32	15	8	6	14	24	29	13	6	12	11	9	23	11	16		
16	7	13	23	27	14	8	12	10	13	19	20	6	4	12	23	22	18	11	13	10	10	11	8	9	13		
17	7	8	10	12	11	17	31	13	22	23	22	18	8	7	7	6	7	8	10	16	18	15	6	6	13		
18	9	8	10	17	16	21	29	34	39	23	19	14	8	11	11	14	21	24	9	8	9	15	15	27	17		
19	22	14	13	30	38	34	20	14	13	13	9	13	11	16	14	19	8	13	18	24	18	27	28	24	19		
20	17	13	14	7	7	5	7	18	16	21	26	22	9	9	34	30	9	8	11	14	14	6	14	23	15		
21 Q	23	16	5	7	10	11	15	16	17	14	6	11	6	4	7	10	5	7	13	16	16	12	5	7	11		
22 Q	12	19	17	6	7	8	8	3	6	7	6	4	4	5	2	4	5	6	8	11	15	17	24	31	10		
23 Q	24	19	14	7	6	5	9	11	6	4	3	5	4	3	4	6	5	4	4	5	6	12	11	8	8		
24	5	9	15	18	14	8	12	13	16	21	18	24	7	9	14	22	18	17	24	24	32	38	33	18	18		
25	17	21	21	18	6	6	10	17	16	9	7	15	15	58	50	22	45	21	16	23	20	15	21	18	20		
26	35	46	24	18	14	17	20	10	17	20	14	35	40	15	9	15	20	8	11	13	9	12	10	12	18		
27	15	16	18	18	23	24	18	12	13	8	13	21	11	11	13	20	10	4	11	6	7	9	6	5	13		
28 Q	6	7	5	10	6	6	3	6	5	11	6	8	4	6	7	9	7	4	4	5	7	5	8	9	6		
29 Q	6	9	8	7	14	21	21	28	28	18	9	4	4	5	6	8	5	5	4	6	12	9	10	15	11		
30	8	9	16	16	22	12	6	17	13	10	12	18	9	13	6	12	12	9	9	8	8	10	13	18	12		
31	18	21	26	25	35	41	40	39	45	64	43	41	43	23	29	42	34	20	18	27	33	40	26	11	33		
MEAN	16	20	22	20	18	17	16	16	18	19	19	18	16	15	16	17	16	12	13	14	16	15	14	14	17		

ASY-H INDEX		JAN 1993																								(PROVISIONAL)	nT
DAY	0	1	2	3	4	5	6	7	8	9	10	11	12	13	14	15	16	17	18	19	20	21	22	23	24	MEAN	
01	14	15	23	32	36	39	36	21	19	17	13	9	9	13	11	16	22	18	15	10	8	13	17	21	19		
02	22	28	33	27	34	39	40	39	40	41	31	18	15	46	55	22	29	35	34	20	27	22	25	22	31		
03	15	37	61	54	53	52	41	37	25	16	25	13	13	18	18	34	55	20	14	30	45	20	15	25	31		
04	59	33	24	18	14	11	13	12	22	18	16	29	58	22	31	33	30	19	15	27	47	15	18	28	26		
05	16	10	13	34	20	17	19	17	18	18	25	20	25	23	15	14	16	16	20	17	12	12	12	11	18		
06	10	14	19	15	16	20	19	17	11	10	13	11	22	19	18	13	12	19	29	11	12	12	12	14	15		
07	12	9	11	13	21	20	21	19	15	35	24	13	15	14	19	68	50	29	26	21	40	44	18	19	24		
08	20	14	13	21	24	32	34	25	14	12	8	10	11	6	14	23	28	18	23	24	20	12	15	23	18		
09	22	18	26	22	29	35	35	24	24	21	18	11	12	16	12	22	39	15	15	15	14	13	11	22	20		
10	23	21	17	24	43	47	68	54	28	39	43	19	22	21	26	18	20	18	18	15	13	13	11	12	26		
11	16	20	24	22	25	28	27	25	22	25	31	30	23	48	60	32	29	31	45	38	24	22	23	18	29		
12	19	20	23	13	14	18	24	22	14	15	25	26	18	15	14	27	15	15	19	12	11	9	13	20	18		
13	24	20	14	16	19	20	25	27	25	23	16	15	16	13	18	32	41	24	16	17	9	5	34	47	22		
14	26	36	47	31	25	20	21	16	15	27	28	27	22	29	26	18	21	40	48	21	20	20	25	21	26		
15	24	27	20	18	15	19	23	23	15	6	14	11	3	7	5	11	38	18	11	14	9	12	31	15	16		
16	11	15	12	9	14	26	32	25	16	13	14	12	10	10	12	26	18	12	11	11	9	8	8	17	15		
17	21	13	11	14	10	12	20	9	10	9	13	21	21	11	14	15	16	19	21	24	23	23	19	16	16		
18	16	14	13	21	22	16	14	9	7	17	23	27	20	15	24	31	41	33	23	18	14	25	17	28	20		
19	24	22	22	20	15	11	9	15	14	12	16	19	22	23	16	12	11	12	17	30	42	43	30	18	20		
20	18	17	15	14	12	15	17	17	20	10	8	13	20	16	36	54	27	18	12	7	7	8	9	14	17		
21 Q	18	20	22	18	13	8	11	16	16	20	20	23	15	10	7	9	8	10	9	7	7	8	10	14	13		
22 Q	17	16	15	10	9	16	21	21	18	13	11	11	13	10	6	7	6	11	13	9	13	19	16	21	14		
23 Q	21	24	18	21	21	17	20	23	22	21	13	12	10	7	4	7	12	13	9	4	7	11	14	19	15		
24	16	16	18	17	22	26	26	19	13	22	35	22	20	22	16	13	19	19	34	31	19	15	18	16	21		
25	13	16	20	24	19	22	23	22	22	21	19	12	31	53	67	42	36	31	19	50	30	10	9	24	26		
26	64	63	47	22	19	27	39	16	20	22	26	21	24	26	26	22	25	17	22	24	19	24	23	20	27		
27	14	15	16	15	14	7	9	14	14	13	17	24	30	31	20	20	16	11	15	7	6	7	11	10	15		
28 Q	12	14	12	17	11	13	16	18	13	12	9	12	11	13	13	8	5	7	4	5	8	11	10	8	11		
29 Q	12	13	11	10	11	10	10	7	12	12	9	7	10	7	4	6	6	6	5	7	4	5	9	18	9		
30	14	17	17	20	28	24	18	9	10	11	16	19	25	29	35	22	17	8	11	14	13	7	9	34	18		
31	35	32	36	35	41	39	50	53	64	75	43	45	39	39	32	44	42	40	47	85	36	58	63	25	46		
MEAN	21	21	22	21	22	23	25	22	19	20	20	18	20	20	22	23	24	20	20	18	17	18	20	21			

ASY-D INDEX		FEB 1993																								(PROVISIONAL)	nT
DAY	0	1	2	3	4	5	6	7	8	9	10	11	12	13	14	15	16	17	18	19	20	21	22	23	24	MEAN	
01	30	34	38	27	36	13	12	33	29	30	30	13	11	13	9	25	22	23	13	12	14	24	17	17	22		
02	24	25	27	30	27	20	11	22	32	30	19	26	8	9	12	21	21	18	16	22	25	8	3	7	19		
03	13	21	14	17	18	16	6	7	12	8	3	2	3	6	11	15	12	6	19	16	9	17	14	27	12		
04	16	14	6	9	10	4	5	14	24	25	20	13	7	9	9	8	6	10	13	12	11	17	22	20	13		
05	14	16	15	16	14	17	23	17	15	5	3	6	14	17	17	15	10	13	14	15	13	10	5	3	13		
06 Q	5	18	17	17	12	15	19	13	7	20	27	22	9	6	7	8	6	7	18	15	20	13	8	9	13		
07	11	11	11	12	11	16	31	26	30	51	28	15	10	16	17	16	17	23	25	27	18	18	14	25	20		
08	36	32	25	67	37	20	36	18	18	22	17	8	8	16	9	13	26	24	33	29	36	17	28	24	25		
09	11	12	20	27	18	11	13	4	9	16	40	30	24	24	37	21	14	17	22	19	10	5	34	25	19		
10	13	9	11	11	8	7	4	7	6	5	8	13	14	13	26	16	10	14	20	25	24	16	24	24	14		
11	12	15	42	24	23	15	15	10	17	13	5	6	9	17	24	10	9	12	12	19	13	12	21	25	16		
12	18	14	12	12	12	18	13	22	29	26	25	22	15	5	3	7	10	19	17	14	18	15	15	22	16		
13	20	21	13	18	11	15	22	19	13	12	11	13	9	14	8	6	7	7	3	6	12	16	14	11	13		
14	12	7	8	10	14	29	35	29	19	9	8	19	24	17	9	7	8	12	9	13	13	9	7	5	14		
15 Q	4	7	13	12	7	7	8	13	13	6	6	8	7	6	3	2	3	7	10	15	11	8	7	7	8		
16 Q	5	5	5	9	11	8	8	6	5	10	10	21	20	12	10	8	7	17	16	14	13	9	6	12	10		
17	12	10	11	8	8	10	14	12	21	36	43	16	26	97	78	98	44	24	14	15	21	21	17	10	28		
18	16	23	20	14	9	8	10	9	16	19	18	18	32	9	6	6	15	18	22	9	17	20	12	16	15		
19	21	9	7	7	7	6	7	9	15	7	5	4	3	5	6	8	8	5	6	10	10	7	14	18	9		
20	15	10	14	25	22	19	32	22	24	38	11	20	27	24	25	20	18	15	16	18	24	15	21	39	21		
21	33	34	23	12	13	10	8	13	12	15	23	20	23	14	13	13	16	54	32	14	20	17	14	14	19		
22	10	9	13	21	17	19	21	21	67	25	17	13	26	26	24	11	10	22	14	17	12	22	21	17	20		
23	9	7	9	16	8	5	7	9	13	14	13	8	8	10	15	14	12	22	14	11	8	8	9	5	11		
24	6	14	18	16	11	5	8	7	4	5	6	4	5	7	7	9	10	15	15	15	12	4	4	10	9		
25	17	21	13	5	14	11	9	14	22	25	12	8	9	10	10	10	9	10	9	13	16	19	22	16	13		
26 Q	7	6	7	7	4	3	7	11	17	23	20	8	4	7	3	5	6	6	7	11	11	7	3	4	8		
27 Q	8	16	15	10	5	12	9	3	6	8	6	11	13	9	11	7	5	8	13	9	9	9	7	14	9		
28	17	16	24	16	18	18	7	9	26	37	36	34	22	40	45	25	19	18	17	11	10	11	7	9	20		
MEAN	15	16	16	17	15	13	14	14	19	19	17	14	14	16	16	15	13	16	16	15	15	13	14	16	15		

ASY-H INDEX		FEB 1993																								(PROVISIONAL)	nT
DAY	0	1	2	3	4	5	6	7	8	9	10	11	12	13	14	15	16	17	18	19	20	21	22	23	24	MEAN	
01	47	32	45	24	31	13	19	52	35	36	35	24	20	22	11	36	54	31	25	16	13	19	37	36	30		
02	44	41	43	50	41	36	30	30	21	18	15	11	9	10	10	22	35	29	19	44	53	27	30	31	29		
03	29	26	23	31	32	23	27	26	15	13	12	12	14	19	19	12	12	11	25	28	24	12	21	37	21		
04	36	24	17	12	11	19	22	18	17	10	8	8	9	13	19	17	15	17	17	13	20	22	22	24	17		
05	21	16	17	13	12	13	17	19	23	19	18	16	11	10	11	12	13	8	6	8	7	12	16	13	14		
06 Q	15	12	9	9	11	12	9	8	12	11	6	8	10	13	14	15	17	11	20	21	20	16	17	13	13		
07	8	11	18	24	29	31	32	25	25	56	23	22	31	26	15	12	13	9	27	36	48	46	44	35	27		
08	35	26	38	61	71	52	57	43	35	27	22	18	22	37	26	29	77	54	18	22	36	25	22	34	36		
09	12	18	12	24	54	25	20	19	25	30	45	33	22	13	22	22	28	30	32	19	24	15	19	23	24		
10	24	16	18	25	22	21	17	23	25	20	17	25	28	23	31	30	21	11	16	55	14	15	22	32	23		
11	36	38	40	49	33	29	26	22	26	26	17	14	13	16	27	21	20	19	17	17	22	18	20	58	26		
12	32	26	23	22	17	18	13	15	15	16	19	26	22	23	24	18	16	18	17	19	17	12	13	26	19		
13	39	32	29	24	24	24	15	15	20	20	14	12	11	15	13	15	18	17	8	7	11	27	29	21	19		
14	24	22	23	23	22	14	9	10	20	28	23	16	15	20	15	10	12	15	11	9	10	9	14	20	16		
15 Q	20	19	18	22	22	22	17	10	10	12	17	14	18	6	10	12	12	9	6	5	4	3	4	6	13		
16 Q	8	12	15	11	10	9	17	15	17	20	21	38	39	37	29	17	12	9	5	10	15	12	9	7	16		
17	7	4	6	17	16	22	26	24	26	45	57	38	57	71	51	69	62	48	31	26	26	26	31	37	34		
18	34	31	32	30	27	23	22	24	24	25	18	18	24	14	18	17	22	36	21	23	30	25	23	23	24		
19	19	18	20	22	22	19	18	22	37	29	20	12	10	10	11	10	12	14	20	18	14	10	12	15	17		
20	16	17	20	48	39	36	53	33	34	52	39	26	32	17	15	8	12	18	28	28	26	18	28	51	29		
21	26	26	19	14	14	13	19	20	25	18	9	22	19	38	25	22	26	45	37	32	35	23	16	23	24		
22	23	22	28	26	22	28	21	34	39	51	39	30	39	27	21	27	28	46	23	17	19	21	26	23	28		
23	23	24	26	38	31	23	23	22	24	23	18	13	10	13	21	16	19	14	12	11	15	16	18	19	20		
24	19	25	23	16	16	14	14	18	21	21	17	9	13	13	9	8	12	13	5	5	7	13	15	12	14		
25	9	7	6	12	25	21	20	11	12	14	12	9	7	6	14	17	15	17	19	15	11	8	10	14	13		
26 Q	15	14	14	20	20	16	15	13	11	9	6	9	6	4	4	5	10	8	11	7	5	7	11	11	10		
27 Q	10	8	11	15	16	16	15	11	10	9	15	15	11	8	8	12	17	14	12	12	16	17	15	23	13		
28	32	30	41	34	31	31	20	11	20	73	111	97	52	30	48	34	24	16	11	11	10	11	15	21	34		
MEAN	24	21	23	26	26	22	22	21	22	26	24	21	20	20	19	19	23	21	18	19	20	17	20	25	22		

ASY-D INDEX		MAR 1993																								(PROVISIONAL)	nT
DAY	0	1	2	3	4	5	6	7	8	9	10	11	12	13	14	15	16	17	18	19	20	21	22	23	24	MEAN	
01	35	23	8	9	13	15	16	16	18	25	18	15	8	32	48	27	15	19	23	15	10	19	28	26	20		
02	17	14	11	11	7	19	23	26	35	21	9	7	5	10	10	17	41	40	29	29	15	33	26	34	20		
03	22	14	20	15	21	19	16	22	22	13	12	10	27	38	40	16	14	24	22	25	20	20	19	19	20		
04	18	13	51	42	45	33	25	15	16	16	6	4	5	7	7	9	10	11	10	7	13	21	13	8	17		
05 Q	8	13	11	8	3	4	8	21	23	16	7	4	6	7	6	8	12	22	26	23	14	10	8	8	11		
06 Q	12	15	15	14	11	6	9	9	10	13	7	8	8	6	8	11	13	13	10	9	17	9	6	8	10		
07	15	22	22	16	30	43	36	15	15	31	20	5	5	7	6	9	12	21	22	19	13	13	31	25	19		
08	19	19	16	9	7	13	11	20	11	8	9	8	10	6	9	24	37	44	43	38	35	37	36	55	22		
09	92	58	27	30	51	87	28	19	36	45	27	23	14	14	24	18	23	22	18	24	12	42	50	47	35		
10	36	26	13	7	15	13	8	9	7	7	8	10	10	13	11	8	8	15	16	13	7	8	11	12	12		
11	15	21	17	18	23	20	17	13	8	12	20	27	18	33	37	66	79	81	64	61	26	42	37	40	33		
12	47	49	40	9	11	19	23	18	14	13	15	17	23	25	17	18	19	25	45	40	24	14	22	25	24		
13	21	28	11	29	11	11	14	10	11	20	21	23	15	11	7	18	25	32	28	34	16	16	22	26	19		
14	23	14	10	11	13	16	20	15	10	5	8	14	14	28	32	13	21	22	19	13	16	11	20	46	17		
15	33	13	7	9	8	22	33	68	40	59	43	45	48	51	36	27	28	29	35	36	24	26	54	68	35		
16	61	38	27	19	13	17	40	14	21	17	13	14	8	7	7	8	16	27	32	30	20	11	6	5	19		
17	20	14	5	12	19	25	23	33	10	11	38	12	14	19	10	8	7	9	10	13	22	16	21	41	17		
18	48	27	17	8	17	12	17	34	28	20	19	11	8	10	10	10	7	3	5	8	11	9	8	8	15		
19 Q	10	14	15	11	10	11	11	19	12	4	11	10	5	4	5	16	14	19	22	15	20	19	10	8	12		
20	15	16	12	10	20	21	18	20	20	28	35	30	17	25	27	18	15	30	17	23	22	17	8	6	20		
21	18	33	37	27	25	21	16	9	8	5	14	44	44	12	21	11	14	12	17	15	10	7	12	13	18		
22	17	18	17	18	9	21	19	10	30	22	15	42	18	8	8	11	16	16	21	12	22	20	12	20	18		
23	12	15	14	14	9	9	16	15	20	15	12	7	13	16	4	6	7	3	7	5	4	8	23	20	11		
24	21	26	37	37	34	50	45	40	51	39	26	19	18	27	35	12	12	16	26	31	33	40	17	21	30		
25	19	16	14	12	14	27	12	15	18	11	10	24	32	25	16	9	14	10	8	6	14	7	6	8	14		
26 Q	12	14	9	5	7	8	11	10	12	11	15	12	8	8	8	12	12	8	12	24	28	22	12	11	12		
27	17	17	13	9	9	10	12	12	8	9	15	21	19	16	11	12	10	21	35	27	30	30	28	16	17		
28	12	22	20	17	16	14	9	12	13	11	8	10	12	11	6	3	23	27	39	39	26	26	49	31	19		
29	13	14	18	34	48	43	34	33	15	14	25	25	20	13	10	13	14	15	11	9	7	5	14	9	19		
30	16	15	12	12	12	24	35	39	36	23	17	12	15	23	31	22	46	46	20	30	30	27	17	16	24		
31 Q	16	28	14	10	6	8	4	8	12	15	5	5	9	10	10	21	20	11	16	16	13	15	8	9	12		
MEAN	24	22	18	16	17	21	20	20	19	18	16	17	15	17	17	16	20	22	23	22	19	19	20	22	19		

ASY-H INDEX		MAR 1993																								(PROVISIONAL)	nT
DAY	0	1	2	3	4	5	6	7	8	9	10	11	12	13	14	15	16	17	18	19	20	21	22	23	24	MEAN	
01	23	22	16	9	6	12	22	30	33	29	19	20	17	46	46	59	36	26	24	26	26	21	19	20	25		
02	29	28	26	19	14	16	26	48	56	36	28	30	18	13	16	21	52	42	29	21	22	49	29	33	29		
03	35	32	32	27	35	31	34	45	36	19	23	22	32	31	49	45	33	41	40	23	20	20	27	39	32		
04	48	36	55	47	37	21	27	29	25	19	14	13	12	13	17	20	13	16	9	17	22	19	17	14	23		
05 Q	12	28	36	39	32	27	23	19	11	7	7	6	6	8	12	17	12	9	13	16	12	11	13	18	16		
06 Q	8	9	14	18	18	15	15	13	12	18	24	23	19	15	13	12	17	11	13	16	16	16	17	19	16		
07	23	25	25	49	43	38	30	43	41	27	20	16	17	18	15	17	18	18	20	20	25	24	38	31	27		
08	36	38	31	18	20	36	23	23	17	15	9	8	13	16	17	29	32	42	38	23	18	24	33	49	25		
09	73	82	54	53	53	93	82	69	61	73	51	33	31	29	58	54	19	13	28	27	22	52	48	35	50		
10	34	44	39	26	25	21	20	18	15	17	24	27	25	17	17	24	23	18	18	20	27	31	27	23	24		
11	15	18	16	11	12	23	38	28	17	18	34	27	28	45	51	98	63	69	65	74	78	61	50	43	41		
12	33	51	54	20	22	20	22	34	33	25	19	24	23	17	22	24	27	40	42	34	33	13	14	26	26		
13	21	38	14	42	21	16	18	16	15	12	14	10	21	16	14	41	95	79	40	45	40	35	30	30			
14	22	27	28	25	26	29	38	33	32	29	34	46	46	27	31	51	37	32	33	20	32	39	41	54	34		
15	43	45	51	51	56	73	82	67	65	83	77	133	63	59	68	85	74	69	58	47	56	61	64	63	67		
16	39	42	56	65	47	54	79	43	54	39	31	45	38	40	37	46	30	63	39	33	33	34	29	31	44		
17	28	22	22	28	28	32	30	31	34	31	28	27	31	19	29	23	20	13	20	10	28	26	30	40	26		
18	36	24	26	33	60	47	42	37	25	22	14	13	17	15	20	19	11	9	14	18	21	19	20	24			
19 Q	19	27	27	21	23	22	26	24	26	18	24	27	22	24	23	27	28	28	25	28	27	19	22	24	24		
20	22	26	21	21	23	37	33	21	22	22	34	68	57	34	39	32	33	35	30	33	31	21	19	23	31		
21	17	14	17	17	22	20	23	15	17	18	34	55	54	36	28	26	23	22	22	14	15	13	17	20	23		
22	17	19	27	21	19	30	26	27	23	21	26	30	40	24	22	16	14	33	19	16	26	31	19	27	24		
23	24	25	26	25	23	19	20	18	18	23	28	30	28	22	19	21	18	4	10	16	15	14	21	32	21		
24	9	15	31	38	39	62	86	80	72	68	38	26	26	31	46	38	38	40	40	42	49	34	26	30	42		
25	20	25	21	17	17	30	33	14	25	29	30	29	37	23	25	25	18	22	22	20	22	22	24	28	24		
26 Q	23	22	18	13	15	17	17	14	21	22	24	23	15	9	9	14	13	12	17	21	19	15	12	10	16		
27	14	16	20	19	18	21	26	34	23	22	19	13	10	8	10	14	15	25	29	35	36	31	20	32	21		
28	13	18	19	21	23	17	14	17	21	26	14	12	13	18	29	24	24	27	47	43	43	43	46	47	26		
29	27	23	32	53	72	70	48	56	52	25	18	13	10	9	11	17	18	15	17	21	23	19	23	23	29		
30	20	15	15	10	11	17	26	34	34	25	18	20	25	44	50	32	48	66	51	41	37	30	35	38	31		
31 Q	29	24	12	13	13	11	15	15	14	8	7	6	7	11	11	10	17	9	9	11	15	16	17	13	13		
MEAN	26	28	29	28	28	32	34	32	31	27	25	28	25	24	28	31	26	31	29	27	29						

ASY-D INDEX										APR 1993										(PROVISIONAL)					nT	
DAY	0	1	2	3	4	5	6	7	8	9	10	11	12	13	14	15	16	17	18	19	20	21	22	23	24	MEAN
01	21	17	12	10	16	16	20	13	12	13	18	17	10	10	11	13	18	23	23	22	13	29	34	26	17	
02 Q	16	9	8	6	8	16	19	10	7	19	25	16	7	5	7	7	5	7	9	9	13	14	6	5	11	
03 Q	3	5	9	8	10	17	14	9	7	4	8	5	3	4	4	4	8	10	9	10	20	25	23	16	10	
04	10	10	10	8	8	12	12	13	17	15	7	7	7	8	15	64	88	92	99	78	58	55	75	60	35	
05	34	43	66	51	62	69	41	53	50	53	64	89	108	93	78	73	48	33	48	29	20	32	51	67	57	
06	60	41	29	16	6	13	12	10	12	16	16	9	12	11	15	18	12	20	23	18	12	9	17	18	18	
07	9	9	9	9	16	21	23	11	9	17	21	22	11	10	9	13	22	25	25	26	26	20	17	26	17	
08	20	14	15	16	13	18	21	17	19	34	28	17	11	16	11	28	32	36	38	20	19	15	17	20	21	
09	32	32	24	22	17	4	4	10	29	19	24	19	9	7	7	11	24	44	36	49	31	28	62	26	24	
10	13	24	46	19	23	32	16	18	21	26	28	25	23	20	21	19	25	9	13	18	17	16	20	22	21	
11	15	9	10	10	15	11	8	10	8	6	4	6	7	9	10	12	13	16	15	8	10	16	13	12	11	
12	30	19	24	33	34	16	7	9	20	22	18	13	14	10	5	6	11	11	11	9	5	8	7	5	14	
13	9	10	12	17	10	60	44	31	27	31	34	23	14	8	26	40	31	23	19	27	26	16	33	33	25	
14	22	30	34	28	23	32	29	30	29	36	22	10	9	7	5	5	14	26	27	32	27	27	24	29	23	
15	25	39	10	17	34	25	25	34	28	24	22	16	9	8	7	13	12	19	26	18	40	46	33	44	24	
16	37	30	21	17	30	26	21	11	17	23	10	8	13	11	13	11	13	15	30	34	31	20	24	30	21	
17	20	10	8	15	19	11	12	16	14	20	15	8	9	9	13	18	21	18	22	29	13	8	21	24	16	
18	10	6	33	33	19	20	20	25	20	28	15	34	14	5	5	22	29	19	18	12	15	15	25	29	20	
19	28	23	22	15	7	2	8	18	16	10	17	8	5	9	25	40	28	38	21	20	17	10	19	33	18	
20	31	26	39	44	23	44	20	16	18	21	10	39	19	14	42	24	30	17	15	21	24	14	19	29	25	
21	34	52	46	24	13	17	21	29	47	28	17	34	12	14	11	29	36	32	21	34	36	24	30	47	29	
22	56	45	31	13	13	13	22	16	22	20	15	9	8	9	7	9	21	23	17	13	17	26	26	19	19	
23	16	8	4	6	8	8	6	6	9	17	13	11	6	3	3	5	11	21	20	28	33	27	16	19	13	
24	27	26	14	7	5	7	10	10	6	10	13	10	10	6	8	19	14	11	8	10	7	5	5	9	11	
25	16	18	25	21	11	13	16	12	11	29	27	18	7	6	3	3	1	3	13	12	16	18	14	7	13	
26 Q	4	8	14	23	19	14	9	9	9	10	10	12	10	6	4	5	4	8	10	4	12	22	23	18	11	
27 Q	20	22	25	23	14	10	10	8	6	8	7	6	6	7	4	4	8	9	13	8	10	7	7	11	11	
28 Q	8	2	6	8	10	13	18	14	6	6	9	5	3	5	7	8	9	12	14	14	15	12	5	2	9	
29	4	7	5	6	5	8	17	19	15	14	10	8	9	7	9	11	18	20	23	27	24	24	46	44	16	
30	25	40	18	16	18	21	17	20	20	19	19	13	11	11	14	14	20	26	19	25	24	19	12	9	19	
MEAN	22	21	21	18	17	20	17	17	18	20	19	17	13	12	13	18	20	22	23	23	21	20	24	25	19	

ASY-H INDEX										APR 1993										(PROVISIONAL)					nT	
DAY	0	1	2	3	4	5	6	7	8	9	10	11	12	13	14	15	16	17	18	19	20	21	22	23	24	MEAN
01	18	12	16	24	24	28	34	30	24	20	17	14	13	11	10	10	13	13	12	9	10	23	20	10	17	
02 Q	9	10	12	13	11	16	17	18	20	20	17	16	11	10	12	17	20	20	20	16	13	14	15	16	15	
03 Q	12	7	6	8	8	8	8	8	9	7	5	5	7	10	8	10	13	12	12	12	12	19	17	16	10	
04	14	12	11	12	13	16	18	16	17	12	15	19	18	19	50	127	73	82	114	95	100	59	64	57	43	
05	54	76	102	110	98	90	78	103	97	122	152	113	79	36	35	52	65	64	74	49	37	36	44	49	76	
06	56	52	46	31	27	31	30	32	34	25	19	17	19	16	13	11	7	18	33	35	30	27	37	39	28	
07	29	22	21	25	25	30	30	21	19	19	19	16	13	14	20	16	13	25	24	27	27	28	31	23	22	
08	14	16	14	20	11	17	21	22	37	51	51	34	28	31	20	49	33	52	42	15	19	19	33	41	29	
09	47	32	25	30	36	17	21	25	32	19	12	12	12	9	17	35	36	68	48	48	39	39	48	32	31	
10	17	16	55	40	38	56	34	20	18	23	17	13	10	18	30	29	21	9	27	35	14	20	24	21	25	
11	17	14	17	22	29	17	10	11	13	13	7	7	10	11	10	20	29	22	16	24	28	22	16	13	17	
12	26	28	32	55	56	37	29	29	34	27	19	11	6	5	9	16	14	10	11	9	12	15	11	10	21	
13	10	11	9	9	15	82	63	36	36	32	58	52	44	32	39	35	27	26	30	29	28	11	14	18	31	
14	22	30	45	38	37	35	38	33	20	22	23	13	10	10	9	12	11	28	14	14	12	27	30	21	23	
15	22	39	20	22	77	40	38	62	52	35	38	15	12	15	15	18	17	15	14	22	55	57	45	32	32	
16	19	25	24	23	44	44	31	22	17	16	13	12	11	12	13	15	19	22	17	17	17	20	17	19	20	
17	15	10	10	16	18	27	25	13	11	24	17	15	12	9	18	24	27	29	25	19	14	13	9	11	17	
18	12	11	24	31	22	28	23	16	27	34	19	29	18	10	12	20	22	22	23	20	14	17	16	16	20	
19	16	14	17	12	15	18	17	9	9	11	15	16	19	14	30	33	28	34	21	13	12	15	12	7	17	
20	10	14	22	41	38	42	24	22	26	21	29	27	19	19	39	34	34	23	20	22	13	20	12	10	24	
21	19	35	43	28	22	20	31	33	29	45	41	24	25	23	16	52	32	40	37	33	25	23	25	35	31	
22	34	33	25	21	23	11	19	16	10	13	13	19	16	14	8	11	16	28	41	22	28	21	14	10	19	
23	14	16	11	8	5	12	15	13	10	12	15	12	11	12	16	10	13	20	27	26	25	25	19	39	16	
24	36	26	16	12	12	12	12	13	14	15	14	20	19	16	23	24	23	20	18	20	25	25	23	20	19	
25	19	15	17	10	6	17	38	17	8	18	31	27	18	13	11	11	11	10	13	14	17	18	11	10	16	
26 Q	14	18	17	12	11	12	14	20	16	12	10	9	15	16	16	15	12	10	6	7	8	16	23	25	14	
27 Q	22	15	9	9	13	11	10	9	8	11	13	11	10	15	25	27	33	34	34	25	17	19	13	9	17	
28 Q	11	17	12	7	8	8	5	8	9	12	10	5	6	9	9	5	8	11	15	18	21	19	13	9	11	
29	9	17	20	17	14	14	16	13	10	14	14	13	12	12	21	19	23	27	25	25	37	27	34	26	19	
30	27	53	33	24	15	23	11	5	9	13	15	15	17	19	24	36	46	47	42	34	21	17	14	9	24	
MEAN	21	23	24	24	26	27	25	23	22	24	25	20	17	15	19	26	25	28	29	25	24	24	23	22	23	

		ASY-D INDEX																								MAY 1993																								(PROVISIONAL)																								nT
DAY	0	1	2	3	4	5	6	7	8	9	10	11	12	13	14	15	16	17	18	19	20	21	22	23	24	MEAN																																																
01	8	9	13	27	25	18	22	26	19	21	15	14	10	10	7	9	12	12	16	21	28	31	25	16	17	17																																																
02	21	21	12	8	6	5	8	16	15	15	13	8	6	10	11	11	9	8	9	10	20	17	14	13	12	12																																																
03	12	11	5	6	4	10	17	27	21	14	13	16	14	20	28	22	10	6	10	11	11	16	23	25	15	15																																																
04 Q	25	15	11	13	8	4	4	13	17	12	10	10	10	9	16	16	11	9	6	4	7	8	8	12	11	11																																																
05	11	12	11	9	8	5	8	21	26	26	14	7	7	9	5	6	10	16	12	4	10	14	17	16	12	12																																																
06	12	10	12	12	15	10	7	15	17	20	13	8	17	17	17	13	16	20	20	24	19	16	13	12	15	15																																																
07	7	8	12	23	23	26	14	13	12	15	16	7	11	10	14	11	19	22	31	28	24	23	24	38	18	18																																																
08	56	63	54	30	13	28	34	62	62	28	32	28	38	28	16	14	16	29	29	23	49	45	17	19	34	34																																																
09	45	49	51	68	44	18	25	33	38	19	22	17	12	15	16	24	25	28	34	49	30	22	34	46	32	32																																																
10	39	48	50	47	44	69	59	49	35	22	44	22	36	15	11	12	11	14	25	23	23	28	27	12	32	32																																																
11	6	10	9	7	6	6	11	11	6	5	7	9	9	7	8	11	20	20	22	25	26	22	13	7	12	12																																																
12	10	21	27	21	16	11	11	9	9	11	9	10	20	24	30	19	29	17	15	19	29	24	29	35	19	19																																																
13	33	28	27	18	16	12	11	10	8	8	7	9	12	12	9	7	8	12	13	13	12	14	18	17	14	14																																																
14	19	15	10	17	17	16	25	16	11	15	16	21	33	39	29	24	18	13	10	10	7	17	21	18	18	18																																																
15	20	23	16	10	9	10	15	14	12	12	13	10	12	13	22	17	14	11	26	18	10	19	32	40	17	17																																																
16	32	22	13	35	21	10	15	11	7	10	13	12	11	15	13	10	8	9	14	14	8	12	20	32	15	15																																																
17	37	31	25	44	30	22	15	14	10	9	9	9	11	19	16	17	11	12	22	15	19	28	14	19	19	19																																																
18	24	25	21	14	14	15	14	11	7	9	11	14	12	12	8	9	10	15	17	16	9	8	25	23	14	14																																																
19	19	17	13	15	12	8	11	30	22	7	5	12	14	13	13	19	17	16	12	8	8	9	16	18	14	14																																																
20	23	27	23	16	8	12	24	22	16	22	7	7	8	8	9	9	11	13	6	10	14	20	22	21	15	15																																																
21 Q	25	24	21	14	4	7	5	4	6	9	11	8	7	5	6	9	9	9	7	6	5	6	7	9	9	9																																																
22	7	17	22	20	19	16	12	10	10	5	11	11	11	11	10	7	5	7	7	9	14	18	13	12	12	12																																																
23 Q	3	6	5	8	14	15	13	9	6	5	4	5	6	6	6	7	7	9	7	9	10	8	4	6	8	8																																																
24 Q	12	15	18	20	17	14	15	11	8	6	7	7	9	10	12	10	8	9	10	11	10	11	10	3	11	11																																																
25 Q	6	10	14	15	18	19	17	13	9	9	7	5	6	5	8	9	8	9	10	9	6	5	6	5	9	9																																																
26	7	5	9	11	6	10	16	13	11	6	4	6	10	12	13	9	7	19	25	21	17	13	14	24	12	12																																																
27	20	11	12	17	36	47	61	42	24	16	15	18	18	11	6	12	11	11	9	10	15	10	8	14	19	19																																																
28	22	29	38	33	12	7	9	19	22	15	17	14	16	8	7	21	28	16	16	15	16	24	23	26	19	19																																																
29	19	18	24	11	5	7	11	12	15	12	25	10	13	14	13	12	9	8	14	23	31	27	16	7	15	15																																																
30	16	17	14	12	12	11	11	11	12	10	7	8	7	7	8	9	19	21	14	14	18	17	14	18	13	13																																																
31	25	23	20	18	14	16	9	9	13	12	10	8	6	6	12	16	27	23	12	13	18	17	11	22	15	15																																																
MEAN	20	21	20	20	16	16	17	19	16	13	13	11	13	13	13	13	14	14	15	16	17	18	18	19	16	16																																																

		ASY-H INDEX																								MAY 1993																								(PROVISIONAL)																								nT
DAY	0	1	2	3	4	5	6	7	8	9	10	11	12	13	14	15	16	17	18	19	20	21	22	23	24	MEAN																																																
01	16	14	22	21	21	18	20	22	22	24	22	26	28	36	30	21	14	18	25	27	25	23	22	20	22	22																																																
02	13	6	6	12	12	9	10	9	9	10	9	8	9	11	12	19	22	13	8	8	17	11	17	17	12	12																																																
03	16	21	18	13	10	6	6	15	9	12	25	37	27	30	38	29	23	17	13	11	10	8	12	12	17	17																																																
04 Q	15	17	16	16	12	9	6	7	6	7	9	11	12	15	9	13	11	17	13	8	9	10	5	7	11	11																																																
05	11	7	7	12	9	5	9	9	9	10	11	11	16	21	11	11	12	15	19	16	14	11	12	14	12	12																																																
06	14	10	14	15	16	19	23	21	17	9	7	10	12	12	19	30	23	20	27	31	30	21	17	11	18	18																																																
07	11	8	7	12	16	17	15	19	15	9	9	10	14	14	28	33	47	49	44	28	26	31	24	33	22	22																																																
08	63	64	58	35	25	29	34	46	41	28	25	31	63	61	42	29	26	34	21	26	47	37	18	17	38	38																																																
09	33	54	46	105	67	34	30	55	66	17	17	17	23	23	33	37	42	33	34	45	31	39	62	59	42	42																																																
10	53	59	76	84	72	88	78	70	50	74	76	43	55	30	22	26	23	21	22	27	34	38	30	25	49	49																																																
11	15	12	13	17	15	14	14	13	13	14	15	16	22	26	26	27	33	39	39	34	28	26	26	22	22	22																																																
12	20	16	16	20	22	16	17	14	13	12	11	14	23	31	38	27	40	39	39	47	52	42	41	51	28	28																																																
13	47	35	39	30	28	22	17	22	20	15	15	15	13	13	19	30	28	29	28	24	32	38	38	34	26	26																																																
14	24	14	12	10	16	18	15	20	26	26	11	13	53	44	31	21	16	9	10	19	16	13	29	23	20	20																																																
15	12	11	8	13	19	16	14	13	17	19	5	6	8	10	17	19	20	16	32	30	25	28	28	22	17	17																																																
16	19	16	15	37	30	19	21	19	14	10	8	8	10	13	14	17	20	23	23	17	12	14	15	29	18	18																																																
17	34	20	15	27	32	23	21	20	16	13	15	9	13	9	19	26	32	32	22	23	43	48	20	18	23	23																																																
18	9	6	12	14	9	6	6	11	13	12	12	10	8	7	13	13	17	15	15	15	17	18	32	26	13	13																																																
19	24	14	5	13	16	10	14	19	19	11	14	9	9	12	14	16	12	11	11	31	13	12	10	7	14	14																																																
20	12	14	12	11	11	17	33	30	9	15	11	11	14	12	8	13	19	15	12	11	15	15	11	9	14	14																																																
21 Q	9	8	8	9	9	8	5	4	5	4	5	5	8	9	8	4	5	10	8	7	6	14	10	8	7	7																																																
22	8	8	8	10	12	10	7	8	8	6	4	3	5	7	7	15	20	19	22	27	23	16	11	8	11	11																																																
23 Q	5	5	4	4	3	3	4	8	9	11	13	13	8	8	7	12	9	9	11	11	14	15	14	11	9	9																																																
24 Q	10	9	9	7	5	2	5	7	7	7	8	6	3	2	8	12	12	14	15	17	14	13	14	11	9	9																																																
25 Q	10	10	12	7	6	9	8	10	14	16	15	16	15	9	8	5	4	10	5	5	10	14	13	6	10	10																																																
26	7	6	8	8	9	9	8	10	11	7	6	6	7	10	8	6	11	11	10	12	14	14	12	13	9	9																																																
27	12	17	19	16	15	27	51	56	32	19	16	22	23	26	31	29	31	27	22	17	19	24	20	25	25	25																																																
28	15	14	20	34	26	30	16	14	11	12	10	10	15	16	32	17	20	25	28	15	13	18	22	36	20	20																																																
29	29	22	21	20	16	15	14	14	19	17	18	18	13	12	17	26	32	27	21	15	10	11	17	23	19	19																																																
30	30	30	31	28	21	18	16	19	22	19	19	18	16	17	23	30	33	31	22	19	17	16	20	28	23	23																																																
31	27	24	26	27	27	23</																																																																				

ASY-D INDEX										JUN 1993										(PROVISIONAL)					nT	
DAY	0	1	2	3	4	5	6	7	8	9	10	11	12	13	14	15	16	17	18	19	20	21	22	23	24	MEAN
01 Q	24	18	11	8	9	8	4	4	5	6	6	7	7	8	14	16	11	6	8	16	15	5	14	30	11	
02	45	40	27	13	13	11	8	6	11	12	21	20	18	15	21	20	18	15	13	17	12	10	12	10	17	
03	12	11	10	10	5	12	20	27	31	44	54	52	34	28	29	36	37	39	38	35	32	23	17	25	28	
04	16	20	28	41	46	35	47	51	33	43	52	18	16	23	33	30	28	23	30	18	32	24	32	37	32	
05	41	29	39	38	43	38	35	32	25	17	16	34	22	19	16	14	27	30	40	40	34	19	15	17	28	
06	14	16	31	30	23	18	29	31	23	17	12	8	10	13	15	12	9	8	7	9	20	15	10	12	16	
07	13	14	8	5	6	9	10	21	26	24	14	14	32	31	15	17	17	13	13	15	15	18	18	20	16	
08	13	26	11	20	17	8	8	9	17	10	15	15	13	11	12	8	8	13	11	18	6	5	9	15	12	
09	20	25	21	9	10	9	13	14	16	15	14	14	7	6	9	8	7	7	16	28	26	18	14	11	14	
10	10	10	7	3	8	13	21	22	21	12	9	11	3	9	13	15	14	15	13	13	27	54	68	42	18	
11	25	25	23	16	9	15	18	12	9	10	11	11	15	7	7	13	18	20	19	20	27	22	13	12	16	
12	10	12	9	5	5	10	26	14	21	8	18	33	12	15	12	10	6	17	30	34	30	33	18	8	16	
13	15	12	10	18	13	7	12	16	35	19	13	10	17	25	18	10	9	11	15	11	6	8	8	11	14	
14	16	18	9	5	14	15	5	6	7	37	19	14	11	13	12	16	12	10	15	17	11	8	12	22	13	
15	28	25	19	11	8	11	11	5	10	14	11	9	6	5	6	7	9	21	31	22	9	6	11	13	13	
16 Q	12	13	15	8	4	8	9	12	9	8	6	8	6	7	7	10	12	15	9	10	15	22	25	24	11	
17	13	4	9	20	24	13	6	4	4	11	11	10	7	7	8	8	9	5	13	21	23	29	30	18	13	
18 Q	11	8	10	10	10	12	9	4	3	4	7	7	7	7	5	5	6	8	10	15	13	12	11	8	8	
19	5	6	4	4	5	3	5	13	15	7	6	5	5	10	17	18	13	14	22	20	23	24	11	8	11	
20	17	20	14	8	10	14	24	20	17	12	7	5	7	6	8	13	19	16	24	21	6	6	9	7	13	
21 Q	12	20	22	26	28	22	20	15	8	5	5	7	6	6	8	7	11	13	16	7	6	16	27	37	15	
22	32	22	17	9	6	10	12	8	7	11	11	12	13	14	10	10	20	17	10	19	30	32	27	38	17	
23	37	38	34	28	18	15	21	28	29	33	45	45	28	22	16	20	21	7	7	24	29	14	8	12	24	
24	22	22	21	42	27	15	29	45	23	16	20	12	14	10	20	19	8	11	12	11	10	6	9	15	18	
25	22	22	16	12	15	27	17	13	30	29	9	17	10	12	12	14	21	20	14	7	11	12	13	13	16	
26	10	14	19	18	33	19	16	14	9	5	5	6	6	7	7	8	6	10	11	14	13	7	12	19	12	
27	20	16	16	9	6	4	4	8	8	12	13	13	8	6	6	9	8	13	10	8	12	11	9	11	10	
28 Q	8	11	11	8	14	16	17	13	9	10	10	9	8	10	13	15	16	15	20	28	21	12	13	19	14	
29	14	6	10	16	14	9	11	14	10	15	13	17	21	13	12	11	6	5	14	29	31	31	28	20	15	
30	11	17	23	23	21	20	16	15	10	11	13	14	12	9	10	15	18	16	12	10	11	24	25	20	16	
MEAN	18	18	17	16	15	14	16	17	16	16	15	15	13	12	13	14	14	14	17	18	19	18	18	18	16	

ASY-H INDEX										JUN 1993										(PROVISIONAL)					nT	
DAY	0	1	2	3	4	5	6	7	8	9	10	11	12	13	14	15	16	17	18	19	20	21	22	23	24	MEAN
01 Q	17	19	14	11	12	11	13	16	13	11	12	10	6	9	13	19	21	19	15	11	12	17	16	20	14	
02	23	23	23	24	19	16	15	14	16	17	17	15	11	9	20	17	24	28	25	22	17	15	14	19	18	
03	18	16	13	12	15	18	19	27	21	35	37	43	30	22	25	32	35	43	38	33	38	32	17	25	27	
04	27	23	24	43	66	57	64	43	39	53	48	32	24	25	35	28	35	24	32	43	63	40	51	47	40	
05	50	47	69	58	53	50	37	30	32	40	24	47	28	25	25	23	37	32	48	39	19	22	24	28	37	
06	30	29	37	33	23	20	35	57	46	22	19	17	9	12	18	16	21	33	34	38	38	20	28	19	27	
07	33	30	14	16	26	29	24	31	43	36	16	12	32	42	29	21	20	31	22	25	39	41	35	18	28	
08	20	31	22	33	46	24	12	12	10	9	14	15	15	20	14	9	11	11	15	30	18	11	11	16	18	
09	20	28	33	21	17	11	10	9	8	6	9	12	10	10	8	14	18	17	18	15	15	16	16	7	14	
10	9	10	13	9	5	9	14	20	15	6	7	7	12	13	10	13	16	21	29	21	42	63	74	55	21	
11	43	40	20	11	20	22	17	12	14	13	14	15	11	17	18	18	21	26	33	30	22	18	17	13	20	
12	14	8	9	11	15	19	45	16	22	12	22	20	14	9	9	14	17	16	19	21	12	16	25	24	17	
13	21	18	15	21	17	12	18	23	24	14	14	12	8	12	7	6	6	10	24	24	20	21	16	13	16	
14	13	9	7	8	24	21	17	19	18	17	24	21	15	12	11	8	9	6	11	16	16	20	20	18	15	
15	17	13	16	14	10	23	36	19	13	8	7	6	6	4	6	4	4	6	12	16	18	10	7	10	12	
16 Q	13	13	11	13	13	9	9	14	10	9	14	11	8	12	13	17	14	11	15	19	18	17	17	12	13	
17	9	4	4	6	7	6	9	9	12	10	10	8	11	13	10	14	12	8	17	20	24	23	25	26	12	
18 Q	23	19	11	5	7	7	6	5	7	9	8	11	18	15	11	7	7	13	18	14	10	12	10	12	11	
19	7	4	7	6	9	15	12	13	16	11	10	7	8	9	8	14	26	33	44	38	35	23	20	18	16	
20	11	8	14	12	11	12	13	20	17	14	15	7	6	10	13	11	8	10	19	15	10	10	17	22	13	
21 Q	21	22	13	10	10	11	12	13	10	11	8	5	3	4	12	23	24	17	11	15	23	22	17	16	14	
22	25	33	28	20	12	8	8	10	13	11	8	15	16	20	30	34	35	28	24	15	10	16	14	19	19	
23	18	15	14	14	18	11	9	10	11	10	15	21	15	22	30	40	36	34	36	43	38	28	24	21	22	
24	21	13	17	20	22	12	35	49	29	30	22	14	14	11	38	26	20	14	14	15	17	15	21	21	21	
25	24	18	11	14	12	24	18	19	29	51	19	15	9	18	17	14	11	12	16	27	25	28	32	27	20	
26	18	13	16	20	35	16	11	9	8	4	4	5	9	7	12	16	21	19	22	24	18	21	21	20	15	
27	14	17	11	5	7	9	11	11	13	11	6	9	6	9	13	10	10	13	17	21	20	10	7	12	11	
28 Q	13	15	16	14	12	9	6	5	10	9	6	5	10	10	9	5	11	24	23	19	19	13	14	14	12	
29	5	9	8	8	11	9	10	11	14	16	25	22	36	39	22	16	22	17	17	18	17	7	9	13	16	
30	20	23	26	25	24	25	19	16	7	5	7	12	14	16	18	20	22	20	14	11	5	17	20	18	17	
MEAN	20	19	18	17	19	17	19	19	18	17	15	15	14	15	17	17	19	20	23	23	23	21	21	20	19	

ASY-D INDEX		JUL 1993																				(PROVISIONAL)		nT		
DAY	0	1	2	3	4	5	6	7	8	9	10	11	12	13	14	15	16	17	18	19	20	21	22	23	24	MEAN
01	17	18	36	48	39	24	22	33	49	36	30	31	21	27	16	11	7	10	19	32	36	42	29	28	27	
02	22	27	43	29	32	25	22	27	31	31	27	21	20	23	29	30	34	38	33	39	52	57	22	50	32	
03	53	57	81	71	57	46	33	25	31	37	36	37	37	25	14	10	11	10	9	20	30	22	18	15	33	
04	14	15	17	11	10	10	14	20	21	22	25	18	22	14	10	16	19	26	32	34	31	24	15	11	19	
05	9	10	17	30	22	15	11	12	13	11	13	14	9	9	8	12	15	14	16	24	22	16	15	18	15	
06	12	8	11	12	17	21	22	24	21	16	18	16	13	20	22	15	7	8	10	13	12	13	22	30	16	
07	29	18	13	23	22	25	27	21	17	13	12	11	8	9	8	6	6	10	12	19	23	27	28	26	17	
08	24	24	19	20	24	19	31	34	32	26	18	12	8	10	10	15	14	18	20	26	24	19	12	14	20	
09	16	17	22	40	33	23	22	18	15	15	14	10	8	10	19	20	12	18	20	24	11	5	9	12	17	
10	13	16	29	21	19	20	22	18	11	17	21	12	8	8	12	13	13	19	23	19	14	14	6	9	16	
11	15	20	28	59	38	42	43	54	34	25	18	17	7	8	12	24	24	26	31	27	25	11	8	12	25	
12	17	23	22	13	8	13	16	14	15	11	8	9	8	7	7	8	11	17	16	5	8	7	4	5	11	
13	9	12	20	31	21	11	7	10	18	18	10	10	11	18	14	14	13	14	24	14	11	12	12	13	14	
14 Q	14	13	14	16	14	15	12	12	10	6	7	13	9	6	6	8	13	15	21	22	9	12	12	17	12	
15	13	7	9	10	7	12	10	14	12	11	14	12	11	9	15	19	13	22	23	21	19	18	19	16	14	
16 Q	19	21	22	17	13	7	7	3	5	9	9	8	8	9	9	11	11	10	8	5	4	10	8	12	10	
17 Q	21	20	12	6	5	5	5	5	8	10	13	13	14	10	8	6	6	10	7	6	15	15	13	10	10	
18	7	11	20	30	29	20	19	16	12	9	17	16	18	11	8	10	12	19	32	33	25	16	15	25	18	
19	18	13	14	24	27	25	23	20	13	12	12	17	14	10	10	11	13	22	20	8	18	25	30	20	17	
20	6	18	37	47	48	46	53	36	21	16	29	23	20	13	15	26	32	38	33	34	25	27	34	25	29	
21	19	22	23	30	43	31	19	19	13	9	9	10	13	10	12	14	13	15	13	13	9	4	9	10	16	
22	12	19	19	26	22	20	18	15	12	15	26	14	18	12	14	17	14	14	15	9	7	12	19	16	16	
23	13	12	20	21	17	18	19	19	12	10	14	12	9	8	14	19	13	8	13	17	13	9	5	13	13	
24 Q	12	11	13	14	17	16	17	15	12	9	8	6	7	5	6	8	8	11	9	11	15	22	26	13	12	
25	8	10	8	10	12	17	18	13	11	8	5	8	8	6	6	7	11	15	22	24	19	21	26	18	13	
26 Q	9	6	9	12	21	20	19	14	11	8	7	6	5	6	4	7	3	5	6	6	6	15	15	12	10	
27	6	9	15	11	7	9	14	11	16	17	19	15	18	15	10	11	11	15	27	23	13	9	16	19	14	
28	13	9	9	11	10	5	16	19	13	9	12	12	10	7	8	6	7	13	10	13	17	27	20	17	12	
29	23	32	23	15	10	10	16	21	25	27	27	20	18	13	13	24	31	16	20	41	42	32	22	11	22	
30	21	25	28	19	12	11	14	20	18	20	22	17	14	11	7	14	16	13	12	18	23	25	22	15	17	
31	20	27	28	20	19	14	12	13	12	16	18	18	13	12	16	10	5	8	5	14	24	33	34	27	17	
MEAN	16	18	22	24	22	19	19	19	18	16	17	15	13	12	12	13	14	16	18	20	19	19	18	17	17	

ASY-H INDEX		JUL 1993																				(PROVISIONAL)		nT		
DAY	0	1	2	3	4	5	6	7	8	9	10	11	12	13	14	15	16	17	18	19	20	21	22	23	24	MEAN
01	17	13	24	46	45	31	29	35	37	32	26	32	24	50	47	44	29	25	28	27	40	53	38	30	33	
02	24	31	57	28	24	24	23	25	24	20	18	19	20	36	53	43	45	49	55	52	62	55	55	61	38	
03	45	55	66	74	66	63	41	35	25	21	18	20	17	18	20	14	17	23	24	24	22	23	28	27	33	
04	21	17	22	21	18	17	16	19	26	27	19	19	16	21	19	18	13	11	15	21	18	26	29	29	20	
05	16	8	10	15	15	16	20	20	15	12	14	13	8	9	10	12	13	20	25	26	20	23	22	16	16	
06	16	13	6	10	11	16	21	22	18	12	12	11	14	19	24	25	19	24	19	17	21	16	5	4	16	
07	5	6	16	20	28	28	25	23	19	12	10	15	15	15	14	11	9	13	16	11	8	13	6	7	14	
08	6	5	9	24	28	23	23	21	21	20	12	15	16	16	24	30	42	43	35	27	20	14	13	14	21	
09	15	24	24	25	33	33	34	29	23	17	14	8	9	15	25	32	26	28	20	14	11	14	17	21	21	
10	17	17	25	24	22	23	20	21	20	26	20	17	20	19	14	12	14	12	14	16	16	20	21	17	19	
11	10	9	20	84	53	39	42	35	42	24	23	27	18	14	16	20	29	37	29	18	16	21	25	23	28	
12	19	13	13	11	10	12	15	22	20	16	17	13	13	17	16	16	23	27	21	15	14	14	18	17	16	
13	18	20	18	30	27	21	19	19	34	23	17	11	12	11	23	28	24	19	23	21	18	20	21	24	21	
14 Q	23	17	11	10	14	14	13	11	9	9	11	12	11	11	10	9	9	15	19	19	15	11	9	9	13	
15	9	9	12	9	11	18	13	15	13	14	11	9	12	10	8	12	11	16	16	14	11	10	12	15	12	
16 Q	16	20	18	15	16	15	10	10	12	12	9	6	9	12	10	8	4	6	12	22	25	22	15	12	13	
17 Q	13	17	26	24	13	7	10	13	10	8	6	5	4	7	10	11	8	12	16	21	20	19	19	19	13	
18	14	5	6	9	14	14	14	11	11	15	14	12	11	8	10	6	11	15	16	17	13	12	13	7	12	
19	7	9	14	16	18	19	16	14	17	20	21	20	14	9	9	13	7	11	14	12	12	15	21	17	14	
20	14	6	16	18	17	14	25	22	23	25	34	25	16	16	19	15	15	21	25	26	29	30	27	26	21	
21	21	16	15	17	33	47	24	25	19	17	18	17	21	22	11	12	12	20	16	18	21	30	20	18	20	
22	18	25	27	24	21	23	22	20	21	18	19	14	13	13	6	7	7	14	17	18	21	37	29	20	19	
23	12	11	16	15	15	20	20	25	20	17	15	16	10	7	8	11	13	12	14	15	20	27	25	24	16	
24 Q	18	13	12	9	8	12	12	11	13	13	10	10	15	17	11	5	12	11	14	19	18	23	23	13	13	
25	5	7	16	19	20	17	17	13	15	11	10	11	15	15	9	14	26	31	22	16	15	15	20	15	16	
26 Q	19	24	21	22	25	21	15	14	13	12	11	12	10	9	9	7	11	14	13	15	17	11	6	7	14	
27	4	7	14	11	10	8	10	11	12	12	9	9	15	13	11	12	17	21	27	36	24	25	25	18	15	
28	19	17	21	27	22	25	22	26	22	18	13	13	13	12	13	12	9	10	6	13	18	16	18	16	17	
29	24	28	26	20	18	16	14	14	18	22	22	23	22	39	29	37	43	37	46	46	31	29	28	12	27	
30	14	15	29	30	30	32	26	22	16	10	8	7	11	17	14	12	8	8	12	19	23	23	22	23	18	
31	15	10	16	15	16	16	17	13	10	8	7	5	7	12	27	32	35	33	28	26	24	15	22	24	18	
MEAN	16	16	20	23	23	22	20	20	19	17	15	14	14	16	17	18	18	21	21	21	21	22	21	19	19	

ASY-D INDEX					AUG 1993																	(PROVISIONAL)	nT			
DAY	0	1	2	3	4	5	6	7	8	9	10	11	12	13	14	15	16	17	18	19	20	21	22	23	24	MEAN
01 Q	5	11	12	8	7	6	9	14	12	9	9	9	10	13	15	15	12	8	11	12	6	8	11	18	10	
02 Q	17	10	5	6	6	8	10	9	7	5	5	3	7	5	5	5	7	11	12	17	21	11	11	14	9	
03	19	22	23	14	10	6	6	10	14	12	5	5	6	7	7	4	7	7	6	19	25	18	7	11	11	
04	19	12	11	10	11	14	21	16	16	21	15	10	12	17	10	15	31	45	42	27	10	18	33	41	20	
05	68	64	47	53	50	37	37	33	24	18	19	14	21	15	17	14	18	32	39	37	25	20	18	15	31	
06	12	13	10	7	11	24	28	14	25	34	8	5	8	12	9	8	14	21	14	15	16	17	15	16	15	
07	13	21	36	39	32	28	25	11	15	43	36	28	27	11	18	19	24	27	21	21	25	23	22	21	24	
08	14	11	15	17	18	19	17	15	21	12	30	14	12	12	9	10	13	15	10	8	8	10	9	12	14	
09	18	24	32	29	15	10	8	13	14	14	45	19	11	11	10	5	8	12	14	23	10	18	23	15	17	
10	9	14	22	15	10	10	8	8	4	10	35	26	8	7	8	8	7	6	12	14	12	9	14	23	13	
11	31	24	15	10	4	5	4	9	13	15	8	11	11	12	7	5	6	5	10	16	15	14	14	5	11	
12	9	10	11	8	10	16	8	8	9	8	12	15	14	14	10	10	11	12	9	10	16	22	24	33	13	
13	44	33	17	14	17	11	8	7	7	7	8	8	8	11	9	9	13	19	6	8	31	32	19	14	15	
14 Q	10	9	12	11	6	6	10	11	10	5	4	5	6	8	8	4	10	21	20	15	18	19	17	14	11	
15	8	8	8	5	6	5	6	5	7	8	7	9	11	7	10	13	7	14	23	26	32	35	34	28	13	
16	44	56	33	20	27	50	21	17	45	45	17	17	69	29	26	18	29	32	33	26	18	31	41	46	33	
17	77	71	79	38	48	30	23	28	13	12	11	6	7	8	11	8	10	13	18	23	16	12	15	14	25	
18	12	11	11	11	26	21	17	18	30	30	27	24	28	14	24	30	21	24	28	35	30	26	24	31	23	
19	33	29	43	30	24	14	14	20	14	14	24	24	13	12	17	15	14	18	22	23	25	25	17	9	21	
20	12	24	27	17	12	11	16	19	16	24	19	18	14	8	8	12	13	10	11	7	11	25	28	20	16	
21	11	10	16	13	12	12	19	10	23	20	16	17	16	11	10	15	16	14	15	29	42	52	46	26	20	
22	12	11	14	10	11	8	12	10	10	7	15	14	16	14	11	11	13	18	22	18	25	32	28	15	15	
23 Q	10	7	11	11	11	8	6	7	7	8	12	14	13	13	11	9	10	14	11	8	18	19	15	11	11	
24	19	30	34	18	6	8	10	7	12	15	14	11	6	9	13	8	9	10	17	10	10	16	11	13	13	
25 Q	16	12	11	9	12	13	14	14	9	6	7	6	4	7	10	10	10	16	34	39	30	21	20	26	15	
26	32	20	10	6	12	10	7	7	7	11	11	12	7	10	13	15	16	11	18	23	19	22	23	16	14	
27	21	11	9	8	8	7	8	12	15	16	10	12	17	43	43	35	60	99	108	76	49	27	23	30	31	
28	41	33	23	18	11	9	10	9	11	15	15	14	11	9	7	8	12	18	23	32	29	19	17	14	17	
29	24	21	18	9	15	14	12	8	11	16	17	20	21	13	9	7	12	12	21	35	35	31	28	24	18	
30	35	26	17	18	10	11	17	24	21	15	7	9	9	13	14	11	18	12	14	23	31	33	29	20	18	
31	20	16	6	6	10	12	11	10	13	16	12	7	5	11	16	20	12	7	4	6	12	18	21	18	12	
MEAN	23	22	21	16	15	14	14	13	15	16	16	13	14	13	13	12	15	19	21	22	22	22	21	20	17	

ASY-H INDEX					AUG 1993																	(PROVISIONAL)	nT			
DAY	0	1	2	3	4	5	6	7	8	9	10	11	12	13	14	15	16	17	18	19	20	21	22	23	24	MEAN
01 Q	9	11	7	6	6	7	8	8	11	13	11	9	9	13	21	22	16	15	20	23	19	15	7	9	12	
02 Q	9	12	12	9	9	9	11	12	10	6	6	10	9	6	7	8	7	10	12	8	9	8	11	11	9	
03	17	18	17	9	11	8	9	12	15	18	18	17	21	16	17	13	19	25	18	14	11	7	6	8	14	
04	8	9	10	8	10	11	17	22	21	20	17	26	51	66	51	58	66	63	63	50	32	25	36	67	34	
05	76	63	46	49	49	29	26	30	43	33	28	26	10	13	22	31	27	26	28	23	23	19	13	7	31	
06	10	9	7	12	15	22	43	35	38	34	22	20	16	28	19	24	28	31	24	21	26	30	23	20	23	
07	14	12	23	38	41	36	41	34	42	40	34	48	53	30	22	26	30	23	18	14	11	18	28	24	29	
08	18	14	14	9	20	45	40	28	19	20	11	11	12	12	12	19	20	16	12	12	12	16	15	15	18	
09	19	30	38	32	26	22	20	19	24	20	18	11	12	14	13	17	17	14	12	23	16	25	20	15	20	
10	14	16	14	10	10	12	10	10	9	13	21	18	15	10	8	10	14	13	15	20	21	16	12	9	13	
11	14	16	17	21	18	13	13	16	18	16	11	10	10	11	12	15	10	5	6	5	12	15	11	10	13	
12	13	13	12	10	11	29	32	24	21	19	14	11	14	13	15	20	15	16	14	10	13	19	23	19	17	
13	19	23	21	18	17	18	16	12	12	17	15	16	18	12	5	13	14	14	10	8	12	13	11	20	15	
14 Q	24	19	12	13	16	13	6	6	6	7	8	6	7	5	6	15	20	21	22	18	19	17	13	15	13	
15	11	8	10	10	8	5	10	10	7	8	4	5	12	7	5	11	21	25	31	28	35	56	69	53	19	
16	40	41	37	37	39	77	46	48	55	63	33	38	43	58	57	34	33	38	52	58	35	48	60	59	47	
17	95	100	97	77	78	65	53	37	33	30	24	20	19	15	15	17	17	19	20	23	23	22	19	10	39	
18	13	13	17	23	39	39	40	38	42	32	13	22	21	20	31	37	32	34	36	40	42	41	30	29	30	
19	33	31	45	34	35	30	27	24	28	21	16	14	16	22	18	12	14	18	25	26	34	36	33	27	26	
20	29	37	46	34	26	26	26	32	24	21	13	17	17	15	7	9	10	12	17	14	13	14	12	13	20	
21	15	17	20	22	26	26	34	28	24	26	20	19	17	13	13	5	8	11	11	24	38	40	33	26	22	
22	23	24	20	17	21	18	16	17	21	19	18	13	11	11	11	9	11	16	20	23	27	26	19	14	18	
23 Q	12	14	13	13	16	17	15	15	16	18	18	14	14	14	16	17	12	12	11	12	17	16	16	15	15	
24	13	15	19	21	23	21	11	9	12	13	24	25	19	26	32	27	23	20	15	17	19	16	18	16	19	
25 Q	18	15	12	11	14	17	16	13	10	11	13	10	9	13	17	12	7	5	7	9	8	13	15	16	12	
26	22	25	24	21	14	10	8	13	16	21	21	20	17	13	16	17	18	14	8	9	6	8	7	11	15	
27	9	13	17	17	15	16	18	31	40	40	28	31	33	42	52	38	55	88	99	79	75	66	38	45	41	
28	38	37	28	25	23	24	26	26	23	24	23	21	22	27	26	26	26	30	27	24	26	33	32	29	27	
29	31	35	37	24	34	37	33	29	29	27	21	17	19	22	28	31	30	25	25	27	28	30	33	29	28	
30	25	28	23	22	21	21	17	23	17	15	13	13	13	23	32	30	29	21	19	18	21	22	22	22	21	
31	23	25	26	23	16	16	15	15	15	13	13	9	6	7	8	14	10	8	10	16	20	24	20	19	16	
MEAN	23	24	24	22	23	23	22	23	22	22	18	18	18	19	20	21	21	22	23	22	23	24	23	22	22	22

ASY-D INDEX										SEP 1993										(PROVISIONAL)					nT	
DAY	0	1	2	3	4	5	6	7	8	9	10	11	12	13	14	15	16	17	18	19	20	21	22	23	24	MEAN
01 Q	6	11	15	12	8	7	6	7	12	9	6	9	12	13	12	12	9	12	7	8	11	6	4	11	9	
02	16	12	3	5	9	10	16	20	19	18	13	9	9	11	12	10	15	23	17	11	18	13	8	7	13	
03	11	10	16	26	21	12	14	14	20	33	22	32	23	49	13	11	18	30	42	38	18	12	13	64	23	
04	67	47	50	35	20	38	13	37	31	35	14	17	22	9	14	20	13	12	13	8	12	8	16	27	24	
05	50	16	5	9	7	6	7	16	15	18	10	9	9	9	15	7	6	7	5	6	11	9	8	6	11	
06	11	12	4	6	14	8	10	11	20	16	9	14	11	6	10	7	6	9	12	16	15	13	14	10	11	
07	14	15	19	13	17	16	14	12	16	8	4	6	7	12	15	11	11	9	11	13	10	8	11	13	12	
08	17	27	13	8	12	14	8	7	10	16	13	6	8	9	10	9	10	10	13	8	9	10	11	19	12	
09	13	6	6	5	5	6	8	9	6	7	6	5	7	7	7	8	7	5	8	7	5	6	10	13	7	
10 Q	13	13	10	7	7	10	12	11	14	12	12	8	8	7	7	8	10	9	6	6	5	5	4	3	9	
11	5	8	8	13	15	10	10	15	21	19	12	6	6	4	5	7	6	6	16	22	22	14	15	19	12	
12	21	16	8	12	18	14	13	12	15	15	10	9	6	8	13	25	15	30	47	46	49	53	35	27	21	
13	59	39	33	71	93	74	73	66	74	42	52	31	21	49	52	51	78	39	47	31	17	14	34	48	49	
14	89	53	38	25	26	8	9	44	19	32	33	25	31	26	19	19	17	14	17	10	7	9	19	25	26	
15	32	40	30	12	10	24	12	20	33	11	12	16	17	20	15	5	8	14	23	29	24	24	18	24	20	
16	26	16	7	9	12	12	9	6	5	6	5	8	11	10	16	8	9	16	24	16	11	7	10	15	11	
17 Q	25	25	21	13	8	6	10	12	7	6	7	9	9	7	10	9	7	5	7	6	6	7	6	8	10	
18 Q	7	8	6	7	7	6	5	9	13	13	8	5	5	7	10	11	7	8	8	5	9	11	14	8	8	
19 Q	12	8	9	10	8	13	9	9	12	14	12	11	6	4	7	9	17	19	16	8	11	13	9	7	11	
20	10	16	21	19	12	12	14	15	15	20	25	25	27	16	13	27	47	66	75	54	37	27	40	32	28	
21	40	42	21	12	9	14	20	15	9	5	7	15	16	9	7	8	14	20	20	29	25	13	8	8	16	
22	13	22	29	28	14	9	11	14	7	9	9	8	8	5	5	7	13	18	15	11	14	17	19	15	13	
23	8	9	11	10	8	11	11	7	9	9	7	8	11	11	10	12	14	10	13	12	11	25	27	27	12	
24	27	11	15	19	16	9	6	8	8	14	18	21	20	17	17	21	25	30	34	41	31	18	10	25	19	
25	26	17	7	9	11	8	11	13	13	12	15	17	13	8	11	12	10	11	24	31	25	15	22	22	15	
26	22	12	7	12	11	26	14	5	13	15	20	13	9	10	10	11	10	11	14	9	5	12	18	12	12	
27	10	9	8	16	13	10	7	14	16	10	12	10	8	7	3	9	7	16	15	12	8	17	28	30	12	
28	19	14	9	5	6	7	9	9	9	6	7	10	13	9	10	9	17	18	24	23	18	22	21	13	13	
29	8	14	21	18	10	9	11	14	27	28	19	16	16	19	25	19	27	31	23	15	30	24	26	22	20	
30	16	18	10	16	27	23	19	12	11	14	15	12	10	10	7	7	12	12	10	11	14	22	46	32	16	
MEAN	23	19	15	15	15	14	13	15	17	16	14	13	13	13	13	13	16	17	20	18	16	15	17	20	16	

ASY-H INDEX										SEP 1993										(PROVISIONAL)					nT	
DAY	0	1	2	3	4	5	6	7	8	9	10	11	12	13	14	15	16	17	18	19	20	21	22	23	24	MEAN
01 Q	18	14	6	4	7	11	11	12	15	15	16	17	18	25	22	14	9	6	4	6	8	11	10	7	12	
02	11	9	8	12	12	13	17	19	20	17	12	15	20	17	9	19	20	25	31	33	24	18	19	17	17	
03	21	16	14	22	24	24	24	23	31	29	33	31	23	52	33	28	20	52	49	55	26	26	24	77	31	
04	53	39	41	39	25	53	22	18	21	18	16	13	21	11	14	29	35	14	10	7	8	9	24	32	24	
05	46	26	16	17	18	11	15	23	17	13	8	14	12	10	20	12	12	15	17	18	19	19	13	8	17	
06	15	16	17	18	24	13	12	8	19	14	13	17	22	13	13	18	23	25	28	26	30	18	20	18	18	
07	27	18	15	11	16	21	14	10	12	11	12	13	12	15	23	31	28	23	21	20	23	20	14	12	18	
08	24	29	21	13	9	12	12	9	7	7	9	8	9	10	9	9	12	17	20	20	22	18	14	16	14	
09	14	8	3	4	6	6	11	17	11	12	8	7	7	20	17	12	6	6	8	5	9	10	11	16	10	
10 Q	19	12	9	6	7	7	10	11	10	7	6	13	23	23	28	26	22	15	13	10	6	7	8	6	12	
11	9	15	15	17	16	19	18	8	6	10	12	9	13	17	22	11	6	11	13	15	17	13	11	5	13	
12	11	12	5	4	9	17	19	10	7	11	10	11	11	17	25	38	28	39	41	55	71	72	70	49	27	
13	70	48	51	99	124	128	121	58	108	114	94	45	47	43	42	47	74	52	42	34	26	26	36	33	65	
14	63	42	38	41	36	23	30	51	39	28	13	27	32	23	28	25	34	15	20	36	27	25	26	20	31	
15	21	37	36	24	25	34	20	33	39	23	25	23	23	16	17	16	13	8	23	16	19	20	13	9	22	
16	15	13	8	8	10	12	12	12	9	9	8	12	17	19	16	13	16	24	36	30	23	19	16	12	15	
17 Q	10	11	12	13	13	12	15	13	9	8	7	9	13	10	11	8	5	6	5	4	4	6	9	12	9	
18 Q	13	12	12	15	12	12	10	6	11	13	6	7	8	8	5	6	7	7	5	5	5	7	12	9	9	
19 Q	13	9	6	9	11	9	9	10	13	9	9	8	7	7	7	15	14	13	8	6	8	8	9	7	9	
20	10	11	15	11	6	8	15	20	18	21	37	30	38	36	36	41	52	59	71	62	56	49	57	61	34	
21	54	46	28	19	18	14	12	10	10	10	12	14	18	22	18	14	19	23	18	30	26	28	35	31	22	
22	29	18	13	17	14	11	11	10	12	13	16	21	24	25	23	14	10	7	8	11	10	7	6	6	14	
23	12	17	16	15	14	11	11	12	12	14	17	11	13	20	28	23	18	22	17	18	17	26	32	29	18	
24	38	30	17	17	14	11	11	13	10	13	16	27	45	43	47	23	27	27	23	30	18	14	10	17	23	
25	27	33	24	14	8	9	13	17	18	14	12	15	23	27	32	22	18	23	24	17	19	19	20	14	19	
26	23	25	18	13	13	27	15	9	14	13	11	14	21	27	16	11	6	8	12	12	10	8	6	5	14	
27	21	18	18	19	18	23	23	21	12	12	8	9	12	18	16	10	11	15	15	12	9	7	10	12	14	
28	18	24	26	26	21	24	21	22	22	16	13	18	22	36	38	22	17	21	24	24	26	23	19	18	23	
29	18	16	14	8	6	8	8	9	18	25	20	24	37	45	41	23	51	26	34	19	29	31	33	26	24	
30	33	23	18	20	51	34	30	23	20	15	15	13	15	19	18	13	17	17	15	13	11	14	49	43	22	
MEAN	25	22	18	19	20	20	19	17	19	18	17	16	20	22	22	20	21	21	22	22	20	19	21	21	20	

ASY-D INDEX					OCT 1993																	(PROVISIONAL)	nT			
DAY	0	1	2	3	4	5	6	7	8	9	10	11	12	13	14	15	16	17	18	19	20	21	22	23	24	MEAN
01	23	40	50	34	23	20	16	24	38	20	35	35	18	11	12	19	26	28	26	18	23	27	22	13	25	
02	14	22	25	20	13	18	17	13	10	17	9	10	12	12	11	19	26	29	29	19	10	15	15	11	16	
03	13	19	20	12	12	17	17	15	16	11	9	10	8	9	10	13	19	19	20	20	15	14	11	9	14	
04	12	15	18	18	18	21	22	21	17	12	9	10	9	9	9	11	14	24	29	30	16	12	14	12	16	
05	8	7	9	13	15	17	22	20	15	10	11	13	11	9	8	9	15	24	33	34	22	13	12	17	15	
06	13	12	23	32	28	20	23	31	32	22	13	11	11	8	8	10	9	6	8	13	18	26	31	17	18	
07 Q	16	14	13	12	14	23	24	21	13	11	12	9	7	6	6	8	15	18	18	13	10	16	13	13	13	
08	12	9	24	23	19	14	17	16	26	48	36	30	31	48	23	18	14	9	7	8	12	14	10	10	20	
09	12	19	26	19	21	22	31	43	29	27	113	84	37	33	20	19	17	16	28	20	13	25	64	36	32	
10	36	46	25	26	34	24	16	19	14	35	20	11	13	37	34	22	8	11	21	22	24	34	18	12	23	
11	13	23	31	21	21	19	17	14	18	12	10	27	18	18	20	30	21	16	7	11	15	15	18	29	18	
12	43	27	25	32	31	24	14	13	20	28	22	15	18	23	27	20	18	15	13	8	8	12	18	15	20	
13	14	19	19	18	22	22	26	15	10	15	15	14	12	5	7	23	18	19	15	9	18	17	13	15	16	
14	15	19	19	13	11	13	14	14	11	10	10	9	11	14	14	25	25	26	24	17	11	9	13	14	15	
15 Q	17	19	20	17	13	12	14	13	9	10	12	11	10	8	9	12	13	13	13	19	19	18	13	11	13	
16 Q	12	11	12	14	16	17	13	12	13	13	10	12	14	14	16	17	18	12	16	18	16	12	10	11	14	
17	13	13	19	28	27	19	11	11	11	12	12	10	7	10	13	16	19	18	27	29	30	29	22	14	18	
18	7	21	26	19	22	18	15	17	16	15	15	17	7	13	15	23	15	13	13	17	20	15	9	6	16	
19	10	21	24	22	18	14	13	12	13	13	7	8	7	5	8	6	10	8	7	8	12	10	10	12	12	
20 Q	12	12	15	15	16	10	5	6	11	11	8	9	8	8	9	12	17	17	15	23	22	11	11	13	12	
21	13	16	21	21	24	27	24	21	31	32	20	10	8	11	14	18	20	26	29	28	20	11	15	18	20	
22	14	15	31	32	20	22	28	38	46	29	24	19	20	13	12	14	17	23	25	29	15	9	20	21	22	
23	20	24	19	22	25	44	45	28	25	24	21	21	20	13	15	16	21	24	19	19	14	15	18	18	22	
24	20	21	36	23	18	18	21	28	23	24	23	19	18	17	14	13	13	27	21	18	16	14	14	19	20	
25	22	23	22	16	18	27	33	33	36	38	30	57	21	26	62	89	74	74	43	31	22	15	23	34	36	
26	35	34	27	16	11	12	12	23	29	32	32	25	23	21	16	14	42	62	32	30	21	15	17	39	26	
27	27	36	47	48	34	35	38	44	47	33	38	27	95	25	26	51	49	50	40	40	25	26	46	50	41	
28	54	48	45	31	19	17	12	16	16	20	18	25	18	16	21	21	26	23	25	23	16	43	43	26	26	
29	36	33	28	19	20	16	12	16	20	29	27	17	19	20	13	15	16	21	30	32	28	15	13	31	22	
30 Q	40	40	29	16	17	20	18	20	19	17	15	15	16	15	14	13	16	18	22	26	26	23	17	20	20	
31	22	23	16	11	11	15	17	16	20	22	17	17	17	16	13	11	12	15	15	29	22	20	19	22	17	
MEAN	20	23	25	21	20	20	20	20	21	21	21	20	18	16	16	20	20	23	21	22	18	17	19	19	20	

ASY-H INDEX					OCT 1993																	(PROVISIONAL)	nT			
DAY	0	1	2	3	4	5	6	7	8	9	10	11	12	13	14	15	16	17	18	19	20	21	22	23	24	MEAN
01	31	37	55	54	42	33	23	26	37	14	32	37	26	15	11	19	28	11	17	17	12	12	11	10	25	
02	9	10	13	15	13	15	25	32	32	32	23	13	17	26	18	25	11	4	15	25	13	13	15	13	18	
03	10	10	13	9	8	9	7	16	20	18	14	12	12	16	15	14	12	13	15	23	30	21	20	16	15	
04	10	12	14	15	11	14	14	14	16	20	23	22	13	6	7	10	11	8	11	32	19	14	12	11	14	
05	7	7	9	10	12	20	22	22	22	20	18	16	17	19	19	23	29	27	36	17	13	22	17	10	18	
06	10	7	25	42	47	39	28	28	22	13	17	11	8	7	6	6	11	12	16	18	16	17	22	24	19	
07 Q	20	16	16	12	12	13	14	15	18	21	20	15	14	11	10	12	16	13	8	9	12	10	7	7	13	
08	12	9	18	25	24	16	11	18	34	37	29	26	28	46	25	12	11	15	17	18	22	17	17	21	21	
09	23	36	36	40	41	42	53	82	81	78	100	103	39	23	20	22	17	23	43	27	27	44	77	38	46	
10	33	43	28	28	46	32	26	23	28	24	14	11	16	48	32	17	13	15	27	30	26	41	24	10	26	
11	12	31	27	23	20	18	18	14	27	23	17	43	11	11	25	60	36	17	15	8	10	11	16	37	22	
12	52	41	27	22	24	21	13	10	23	14	14	17	30	20	39	25	18	18	23	13	15	13	7	9	21	
13	19	16	9	16	21	23	28	20	18	16	12	15	15	8	7	21	20	16	18	15	22	15	8	7	16	
14	11	24	21	10	8	8	8	9	12	11	9	10	10	24	18	10	12	18	18	10	11	10	9	9	12	
15 Q	7	7	9	14	19	16	9	11	11	13	16	18	18	14	14	15	18	16	11	12	9	8	10	11	13	
16 Q	9	12	13	13	12	13	11	13	10	10	9	6	6	10	10	8	15	8	10	8	9	19	13	18	11	
17	18	15	15	17	19	20	19	15	15	14	15	19	14	16	21	18	15	18	27	23	21	27	19	15	18	
18	12	21	22	26	22	16	13	13	14	15	20	24	24	27	33	34	23	31	33	30	26	21	18	16	22	
19	17	22	30	29	27	31	28	20	12	15	11	15	13	11	7	9	6	10	16	16	28	24	17	18	18	
20 Q	16	12	10	12	12	14	15	14	7	8	14	14	15	13	9	9	12	13	13	9	8	8	11	9	12	
21	10	11	9	11	13	20	22	18	15	15	17	28	45	46	47	44	29	18	7	5	8	12	13	10	20	
22	10	12	25	26	20	23	31	33	21	12	11	15	17	30	35	46	41	36	24	14	11	12	25	20	23	
23	21	20	15	13	16	29	34	30	20	14	12	15	24	38	41	41	35	26	20	11	17	13	13	13	22	
24	12	29	42	21	19	20	19	20	24	25	20	17	19	18	23	32	28	32	30	21	19	15	16	15	22	
25	14	15	14	14	17	15	15	17	21	21	39	91	68	40	77	85	69	82	47	25	15	14	12	16	35	
26	15	17	19	19	17	20	23	23	28	23	23	27	29	28	30	31	49	45	35	32	18	18	34	47	27	
27	25	27	37	42	38	44	52	64	67	93	85	63	56	46	49	52	54	53	54	26	20	26	28	17	47	
28	20	20	22	25	28	32	26	23	25	20	23	31	21	30	32	20	19	13	11	26	15	20	48	35	24	
29	33	26	47	23	25	24	24	25	28	27	23	24	31	29	44	51	54	44	30	20	19	22	20	15	29	
30 Q	18	19	17	16	17	17	21	25	30	30	24	20	23	25	24	26	26	23	20	15	14	17	18	16	21	
31	17	17	17	20	22	21	20	22	22	25	31	29	31	24	23	38	34	29	23	30	32	30	22	20	25	
MEAN	17	19	22	21	22	22	22	23	24	23	24	26														

ASY-D INDEX										NOV 1993										(PROVISIONAL)					nT	
DAY	0	1	2	3	4	5	6	7	8	9	10	11	12	13	14	15	16	17	18	19	20	21	22	23	24	MEAN
01	6	12	16	7	6	6	6	6	5	11	6	9	13	14	9	6	6	16	13	10	7	17	13	10	6	10
02 Q	12	13	6	3	6	7	7	7	7	8	8	7	8	7	6	6	7	10	14	8	12	17	16	16	14	9
03	8	8	9	8	12	12	8	8	5	7	12	12	11	11	9	9	8	14	18	19	14	9	20	37	12	
04	33	57	49	76	43	53	30	45	24	80	89	85	91	55	39	44	37	39	31	22	18	18	19	16	45	
05	23	33	24	20	15	12	19	38	27	31	49	57	12	12	28	13	22	26	27	29	30	20	29	12	25	
06	19	32	23	14	16	17	14	51	30	70	41	25	25	31	16	28	23	14	17	22	25	17	16	18	25	
07	31	24	21	10	8	6	10	27	23	27	25	25	23	20	20	23	17	20	12	12	22	24	25	26	20	
08	28	21	17	10	7	6	7	10	13	9	7	25	4	8	10	18	12	10	11	21	8	5	9	9	12	
09	8	10	17	19	8	10	4	4	10	20	18	12	8	5	6	8	4	5	14	17	14	13	12	14	11	
10	9	7	12	14	15	12	14	22	11	12	5	6	18	25	11	4	6	10	21	21	12	10	11	7	12	
11	5	9	12	11	12	7	7	9	9	8	5	7	8	6	7	6	6	5	6	7	4	11	14	10	8	
12 Q	5	5	4	4	6	7	11	10	11	12	6	6	3	4	6	7	8	9	12	7	4	5	5	9	7	
13	10	6	6	8	6	14	20	14	4	4	9	8	11	19	7	18	22	18	15	19	8	7	6	7	11	
14	11	11	8	12	27	36	34	19	4	4	6	11	28	31	24	41	33	36	23	27	19	15	19	17	21	
15	13	16	12	22	23	17	16	16	16	16	9	7	6	6	8	7	8	8	13	18	19	30	11	8	14	
16	9	7	14	16	15	17	20	20	18	12	14	10	9	8	10	15	23	12	13	13	12	7	6	6	13	
17	10	7	9	10	16	19	17	9	3	2	6	15	16	13	10	7	4	5	4	7	19	14	11	9	10	
18	6	9	16	11	11	13	12	8	5	8	13	18	19	15	64	60	53	90	74	52	24	23	22	20	27	
19	17	12	13	56	49	14	11	19	24	26	16	5	9	17	22	25	23	29	20	13	13	11	31	23	21	
20	29	17	13	12	19	7	9	12	15	13	7	5	11	15	12	7	9	16	14	8	6	11	11	9	12	
21	6	9	7	10	15	15	7	6	10	11	4	9	16	13	8	6	8	16	11	10	19	20	16	12	11	
22	11	13	16	18	20	15	6	15	30	30	18	5	9	12	12	11	14	22	18	9	13	17	13	12	15	
23	11	7	8	10	12	13	10	10	11	7	6	15	17	17	18	10	10	17	10	8	13	16	16	13	12	
24 Q	9	3	7	9	12	18	16	8	3	6	10	4	3	5	7	6	11	15	12	8	9	10	9	6	9	
25	5	7	8	10	8	12	11	14	19	23	26	26	22	16	11	7	12	20	19	16	11	10	10	16	14	
26	23	10	6	6	7	13	13	12	12	10	10	15	17	8	10	8	8	19	20	17	7	8	7	15	12	
27	13	20	12	6	5	6	7	10	17	22	21	18	15	11	9	5	4	7	5	3	8	13	4	7	10	
28 Q	7	13	13	7	4	4	3	6	13	12	4	8	4	3	8	10	8	8	5	4	6	7	6	5	7	
29	13	20	19	14	10	4	8	9	8	8	7	7	5	9	16	18	14	9	7	10	8	7	6	9	10	
30 Q	16	13	11	8	10	19	22	19	21	15	10	6	4	6	3	6	5	7	7	6	6	6	5	6	10	
MEAN	14	14	14	15	14	14	13	15	14	17	16	16	15	14	14	15	15	18	16	15	14	13	13	13	14	

ASY-H INDEX										NOV 1993										(PROVISIONAL)					nT	
DAY	0	1	2	3	4	5	6	7	8	9	10	11	12	13	14	15	16	17	18	19	20	21	22	23	24	MEAN
01	6	7	20	14	11	14	9	10	10	9	7	7	10	8	6	5	13	17	14	12	18	14	7	7	11	
02 Q	8	11	8	3	4	10	13	7	7	8	9	8	10	8	9	15	13	12	14	13	12	9	5	5	9	
03	6	9	7	5	10	13	10	8	10	10	12	13	15	18	18	16	15	13	21	18	17	25	104	17		
04	123	93	35	55	59	63	39	65	69	63	52	82	92	70	51	67	66	38	66	35	23	26	29	17	57	
05	20	27	26	28	32	27	32	23	29	28	37	46	36	29	36	17	57	46	34	42	34	37	34	12	32	
06	15	27	27	16	14	17	22	25	27	55	52	34	30	40	33	29	33	27	34	54	44	31	17	14	30	
07	25	17	23	19	14	12	15	28	18	13	19	19	21	16	20	51	26	24	17	22	24	43	35	33	23	
08	30	25	27	24	15	12	12	11	10	11	15	23	19	14	18	18	30	17	19	38	14	15	21	20	19	
09	21	25	24	25	18	13	10	10	11	10	8	8	13	10	9	8	7	8	14	21	22	22	16	12	14	
10	12	14	14	14	14	18	21	18	16	14	11	11	21	29	22	13	13	18	33	21	15	9	6	9	16	
11	11	14	12	13	16	13	16	22	22	15	11	11	9	10	15	13	7	6	9	13	12	11	14	13	13	
12 Q	16	18	15	12	13	8	7	12	16	18	14	11	9	8	7	9	11	7	4	6	6	7	8	7	10	
13	11	11	9	9	10	15	14	12	9	10	11	12	14	37	18	12	13	18	35	22	16	13	16	14	15	
14	17	21	21	21	17	20	16	16	16	18	20	13	24	33	37	39	26	31	18	23	23	26	30	24	23	
15	39	37	28	34	39	27	18	17	20	15	17	16	13	10	8	12	11	8	10	25	18	49	47	28	23	
16	27	27	28	20	13	12	16	22	16	24	20	21	18	15	24	32	23	23	23	14	19	22	31	30	22	
17	29	18	12	8	9	12	13	13	10	12	12	13	14	11	12	21	22	20	13	11	39	28	14	8	16	
18	13	11	11	11	13	14	14	11	8	7	9	8	12	26	65	43	42	80	70	59	59	21	17	26	27	
19	32	22	20	54	63	49	39	25	16	16	18	21	20	27	30	40	25	21	39	9	11	12	33	25	28	
20	36	36	23	20	33	13	12	12	10	9	10	10	11	9	11	16	16	15	12	9	7	9	11	14	15	
21	19	21	18	12	10	9	13	10	9	7	7	7	7	9	15	14	18	18	13	8	12	16	14	12	12	
22	14	18	24	17	16	9	8	8	8	8	6	7	9	9	9	14	21	16	9	8	9	9	6	7	11	
23	15	15	10	8	8	10	11	9	6	6	8	9	17	12	6	6	11	15	19	14	11	9	11	11	11	
24 Q	12	14	13	11	6	7	14	15	13	13	12	7	5	5	5	6	11	10	8	9	10	7	5	6	9	
25	9	5	4	7	6	8	13	14	14	12	10	8	8	7	7	6	9	13	11	10	11	13	16	13	10	
26	29	22	17	8	9	8	6	5	7	12	17	13	12	12	16	11	6	22	57	20	13	12	11	16	15	
27	11	18	14	13	12	10	9	10	9	8	11	11	8	7	7	11	10	9	6	7	8	20	24	25	11	
28 Q	19	14	10	5	4	9	8	10	13	15	8	6	3	4	10	12	11	5	6	7	5	9	5	6	8	
29	15	37	34	32	30	22	16	8	10	13	10	7	10	18	14	16	18	9	22	25	6	4	4	9	16	
30 Q	13	10	9	14	15	9	6	9	11	15	18	16	12	9	7	6	4	4	8	8	9	10	9	8	10	
MEAN	22	21	18	18	18	16	15	15	15	16	16	16	17	17	18	19	20	19	22	19	18	18	17	18	18	

ASY-D INDEX					DEC 1993																			(PROVISIONAL)	nT	
DAY	0	1	2	3	4	5	6	7	8	9	10	11	12	13	14	15	16	17	18	19	20	21	22	23	24	MEAN
01	11	18	25	25	18	8	7	11	13	12	17	38	61	42	51	43	54	31	16	18	25	35	16	28	26	
02	18	26	24	28	28	17	19	34	11	18	24	47	47	48	28	42	17	18	44	20	46	45	60	62	32	
03	52	61	60	37	19	28	21	41	33	93	85	86	40	17	17	12	8	8	5	13	20	11	7	9	32	
04	9	12	12	8	9	19	28	27	12	6	11	10	10	3	6	5	4	7	5	8	22	11	3	3	10	
05	6	7	7	10	21	24	28	27	16	4	7	8	23	32	25	31	14	9	10	14	6	8	11	12	15	
06	3	3	3	6	9	11	19	25	24	13	8	8	8	7	5	6	5	8	12	12	11	8	11	9	10	
07	5	10	7	8	8	6	8	23	28	26	15	5	18	72	61	61	53	24	18	15	27	31	12	19	23	
08	72	66	24	23	48	33	31	35	47	45	47	61	26	42	97	51	50	55	41	26	11	9	7	5	40	
09 Q	7	9	8	8	6	9	16	18	19	10	3	5	6	7	8	6	2	2	5	8	6	5	6	7	8	
10	7	8	10	11	9	7	7	8	23	25	23	14	6	4	7	6	9	8	10	12	5	6	11	9	10	
11	7	6	7	12	20	27	26	22	19	9	4	10	7	6	10	10	4	10	11	5	4	5	6	9	11	
12	9	5	4	6	5	13	14	6	5	18	8	9	5	8	15	22	8	8	7	7	9	12	7	4	9	
13 Q	6	8	12	13	5	10	12	19	18	16	7	7	6	5	4	4	6	6	7	6	3	7	9	6	8	
14 Q	3	2	5	8	9	18	27	25	16	12	14	15	12	8	4	4	6	7	10	10	5	6	8	6	10	
15	6	8	13	9	12	12	10	12	16	18	11	8	7	18	18	5	4	8	9	10	10	11	9	6	10	
16	6	9	8	18	15	25	24	9	6	15	17	16	11	10	38	35	12	8	9	19	20	16	12	17	16	
17	19	9	18	30	36	19	9	10	8	13	6	11	15	22	15	15	16	15	12	13	29	21	7	9	16	
18	12	9	11	11	9	12	13	13	9	13	18	8	12	7	11	9	13	14	10	10	6	6	18	15	11	
19	21	17	17	9	7	10	14	23	21	11	3	4	8	9	6	10	12	13	8	9	6	12	13	13	11	
20	11	16	33	18	17	17	16	27	31	18	15	15	5	5	5	9	9	17	15	20	14	14	22	14	16	
21	8	13	8	12	20	26	17	12	15	15	12	8	9	7	13	12	17	17	12	9	13	17	13	10	13	
22	6	6	10	13	8	15	25	36	38	28	18	36	9	7	8	11	12	10	5	8	19	28	23	14	16	
23	5	8	5	8	16	21	15	9	17	14	7	8	22	18	13	7	10	21	17	11	12	20	30	14	14	
24	17	14	12	5	8	12	5	18	33	31	27	18	6	8	4	10	8	12	15	17	19	19	13	10	14	
25	9	9	9	11	13	7	8	22	29	23	16	11	5	7	11	6	7	9	9	10	16	14	8	5	11	
26	8	10	10	16	14	7	18	26	22	17	12	6	6	10	16	17	10	15	17	13	6	12	9	13	13	
27	7	9	15	13	10	16	27	33	27	17	10	5	6	8	9	9	10	16	8	7	11	13	10	5	12	
28 Q	3	4	6	8	11	13	16	17	8	6	9	7	11	16	15	10	5	7	6	8	10	9	11	8	9	
29 Q	5	6	9	9	8	18	15	17	18	17	23	25	16	9	7	7	6	4	6	9	11	9	8	7	11	
30	8	6	7	10	10	6	5	5	6	10	5	8	12	10	9	9	8	11	7	9	12	15	15	14	9	
31	7	6	10	10	8	8	25	27	42	18	10	7	12	18	11	11	17	21	22	14	8	11	15	20	15	
MEAN	12	13	13	13	14	15	17	20	20	19	16	16	14	16	18	16	13	13	12	12	14	14	13	12	15	

ASY-H INDEX					DEC 1993																			(PROVISIONAL)	nT	
DAY	0	1	2	3	4	5	6	7	8	9	10	11	12	13	14	15	16	17	18	19	20	21	22	23	24	MEAN
01	9	14	24	20	22	25	23	18	19	13	23	44	91	84	68	27	46	44	21	14	29	111	26	37	36	
02	25	28	32	39	31	26	30	22	11	16	34	30	34	35	34	39	34	30	109	92	72	81	73	73	43	
03	61	52	51	50	36	51	36	31	40	55	44	40	31	27	20	17	16	15	14	21	52	22	18	19	34	
04	25	33	31	21	12	10	10	12	18	24	24	21	20	15	11	8	8	13	9	13	31	18	13	15	17	
05	15	21	26	16	11	12	20	21	24	24	15	14	38	38	20	33	14	8	16	38	22	16	11	15	20	
06	18	21	26	17	14	14	11	11	12	13	13	13	13	14	13	15	15	20	21	14	14	18	14	14	15	
07	17	21	22	29	31	21	13	11	13	13	11	13	30	34	37	46	51	26	17	26	48	39	23	29	26	
08	113	122	51	51	63	50	36	29	47	62	52	35	43	33	45	57	47	45	55	38	33	33	28	30	50	
09 Q	27	21	18	15	16	15	18	17	18	13	10	10	9	9	7	7	11	11	10	13	13	11	9	8	13	
10	12	18	18	21	27	23	19	13	13	20	16	11	10	13	22	7	9	6	17	30	21	17	11	13	16	
11	21	24	14	17	13	11	12	17	15	13	11	9	10	9	8	10	11	13	12	10	13	16	14	9	13	
12	11	15	15	8	4	5	11	12	13	21	18	9	7	7	13	17	18	13	10	9	10	7	6	6	11	
13 Q	6	6	9	14	12	10	9	8	11	14	16	16	18	14	11	13	15	17	12	8	7	8	9	8	11	
14 Q	5	6	9	13	8	7	6	7	5	4	9	7	7	5	5	8	12	13	11	9	10	13	9	6	8	
15	10	12	15	15	17	22	22	23	37	39	32	32	28	24	29	9	5	5	6	9	10	8	10	13	18	
16	18	23	18	17	24	28	42	30	27	29	19	19	9	11	35	28	9	9	10	22	36	39	19	24	23	
17	23	18	19	19	27	21	19	17	12	14	14	20	18	24	12	15	32	26	9	16	38	23	8	12	19	
18	13	16	15	6	8	14	18	26	25	17	16	6	5	12	13	4	13	38	55	9	5	7	26	32	17	
19	31	19	16	15	9	11	10	14	26	26	25	19	12	6	8	15	25	16	14	12	6	8	11	15	15	
20	16	22	34	21	21	21	16	13	19	25	25	21	12	9	12	13	17	18	17	20	16	22	21	15	19	
21	13	6	9	11	11	10	13	12	8	10	19	33	16	8	22	18	25	41	13	10	21	34	25	22	17	
22	17	16	17	14	9	6	7	8	10	17	15	28	19	8	5	8	8	3	7	11	10	17	13	12	12	
23	8	9	8	9	17	12	15	12	6	9	23	22	16	7	7	7	7	21	17	15	10	16	52	12	14	
24	12	13	10	6	7	9	11	19	28	26	27	23	13	8	13	28	14	11	15	13	15	20	12	9	15	
25	12	8	7	6	13	8	11	13	10	13	22	22	19	15	16	13	9	4	6	11	16	14	9	10	12	
26	7	10	11	10	9	9	10	14	20	16	12	11	12	12	24	24	15	12	8	12	19	44	17	17	15	
27	19	15	13	12	14	16	16	14	13	15	25	28	27	24	20	22	12	11	14	19	17	16	13	12	17	
28 Q	13	13	12	10	7	7	7	6	8	8	12	13	8	6	7	12	8	11	11	12	12	13	11	9	10	
29 Q	11	7	12	12	8	10	6	10	8	5	7	7	10	11	8	9	9	12	10	7	10	8	10	9	9	
30	7	9	14	10	10	6	6	8	14	18	16	14	15	12	9	6	8	9	13	11	11	14	13	11	11	
31	8	11	12	9	15	19	33	43	60	50	37	29	27	26	19	17	24	24	22	14	16	22	24	13	24	
MEAN	19	20	19	17	17	16	17	17	19	21	21	20	20	18	19	18	18	18	19	18	21	24	18	17	19	

